

BARONESS

Quality on Demand

Technical Information Leaflet


TIL: 025



Greens Mower Attachment Settings

BARONESS

Groomer Assembly




Typical Groomer height set is between **0.040" to 0.060" ABOVE** the Roller Height depending on the green and soil conditions.

LM56 Grooming unit has a total of 78 blades that are 0.020" in thickness. LM66 unit has a total of 92.

Baroness offers you a groomer that performs, and is extremely reliable and efficient. With regular Grooming, you will be able to lower the temperature of the putting green which will help to reduce stress.

De-Thatching Assembly




Typical De-Thatching height set is **0.100" to 0.120" BELOW** the Roller Height depending on the green and soil conditions.

LM56 De-Thatching unit has a total of 39 blades that are 0.040" in thickness. LM66 unit has a total of 46.

The Baroness De-Thatching attachment gives the Golf Course Superintendent the ability to, De-thatch and Mow at the same time and turning a two person job into a one person job.

Rotary Brush Assembly



Typical Rotary Brush height set is the same as Height of Cut. In this photo, the cutting height is set at 0.150".

When setting the height for the brush, it is recommended to set it as the same height as the Height of Cut.

The brush in the reverse direction works exceptionally well at throwing sand forward and helping to drive it into the putting surface.

While in the forward direction, it helps to stand up the grass before the reel cuts it.