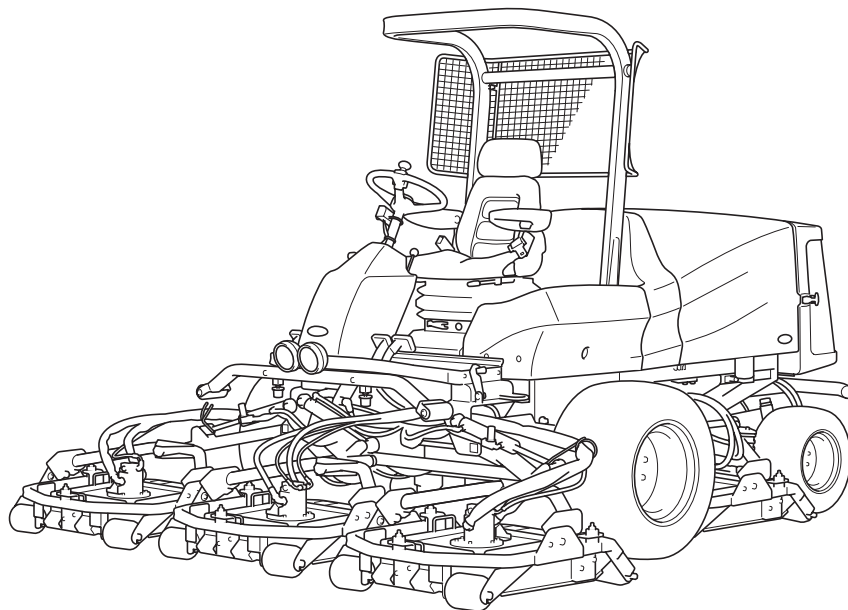


GM2810A

5-Unit Rotary Mower

Parts catalog



BARONESS[®]
Quality on Demand

Greetings

Thank you for purchasing Baroness product.

This brochure contains the information needed for ordering BARONESS parts.

Search the number indicating the figure of your desired part in the illustration area, and find the same number from among the latter parts of the hyphenated Cat Nos. in the listing area to obtain the individual Code No.

Notes

1) For inquiries of parts

Inform us of the model and the serial number of your machine or attachment.

The model and the serial number are indicated on the serial number plate of your machine or attachment.

* Consult the Owner's Operating Manual for the position where the serial number plate is affixed.

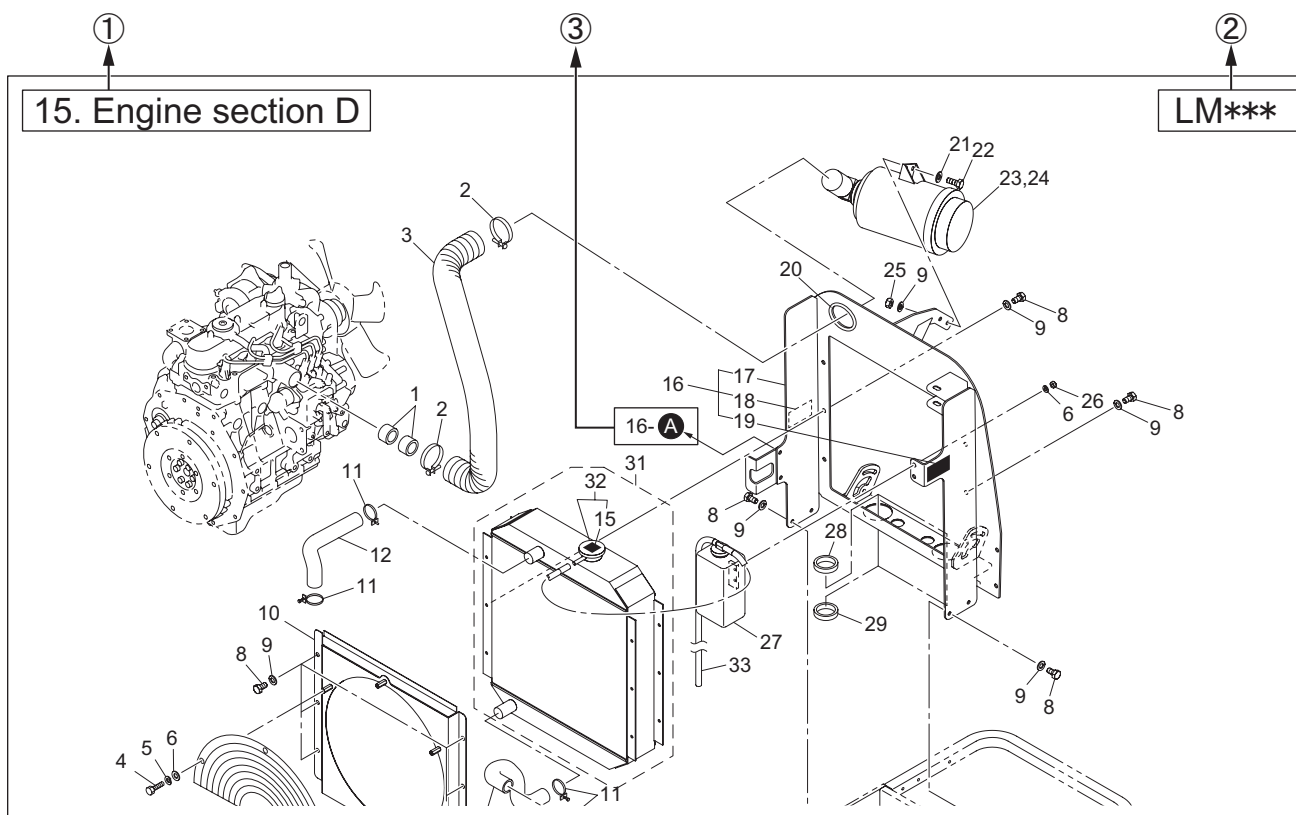
2) For ordering parts

- Inform us of the Code No., Part name and order quantity.
- We do not accept returns unless our company is responsible for the issue.
- Use genuine Baroness parts and accessories. The Baroness product warranty may not apply if parts or accessories from other companies are used.

3) The information described in this brochure is subject to change without prior notice.

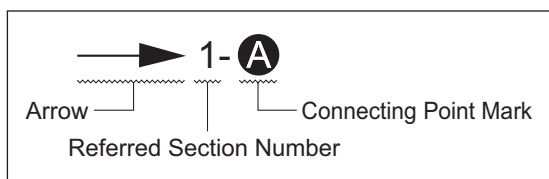
Description of the content of Parts catalog

1) Illustration area



- ① Section No. /Section name
- ② Model
- ③ Indication of the connecting point

The following indication shows the connecting point of the part shown on the other page.



- 1- **A** :
Refer to the point **A** in the illustration of the section No.1
- 2- **B** :
Refer to the point **B** in the illustration of the section No.2

Note :

The figures of assembled components or isolated parts do not always show their accurate shapes. The figures are supposed to be used for obtaining the correct code numbers.

2) Listing area

① Cat No.	② Code No.	③ Part name	④ ⑤ Qty			⑥ Remark	⑦ SN of application
1 - 1	K0000080152	BOLT, M8-15	2	2	2		
1 - 2	K0185160002	NUT, LEFT-HANDED P1.5 M16-3	2	2	2		
1 - 3	K3650000100	HOUR METER, HH2AS	1	1	1		10001-10023
1a- 3	K3650000130	HOUR METER, 636DC	1	1	1		10024-
1 - 4	K0100060002	NUT, M6	2	2	2		
1 - 5	K0003080702	BOLT, M8-70	1	1	1		
1 - 7	K0830000020	OIL SEAL, 254210	2	2	2		

① Cat No. or Catalog No.

Find the same number as the number indicating the figure of your desired part in the illustration area from among the latter parts of the hyphenated Cat Nos. to obtain the individual Code No.

② Code No.

Identification code of an individual part

③ Part name

④ Qty

Quantity needed per Cat No.

⑤ Model

When the quantity differs by models, the models are indicated.

⑥ Remark

Specification or description, etc. of the part may be indicated.


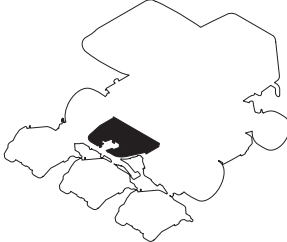
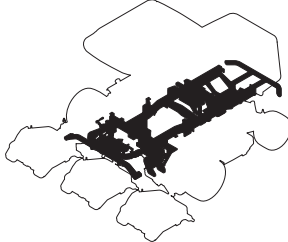

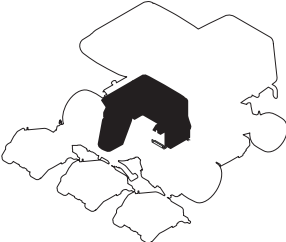
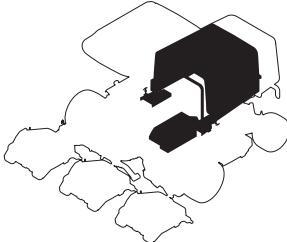
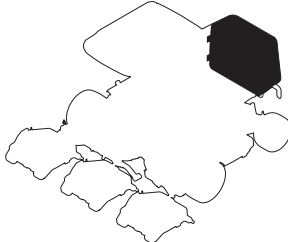
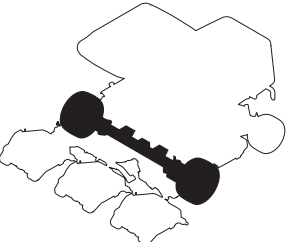
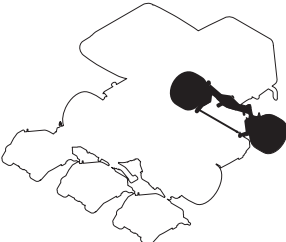

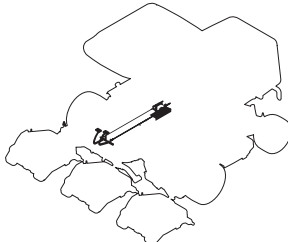
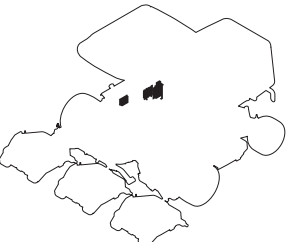

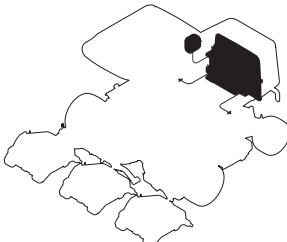
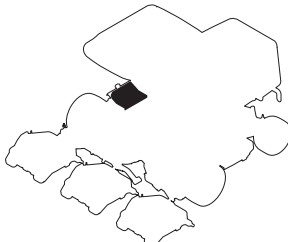
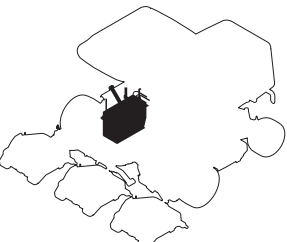
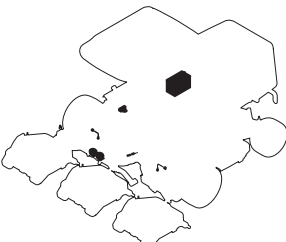
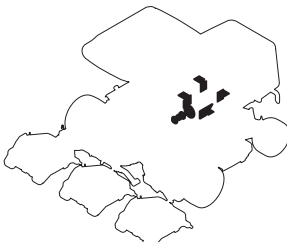
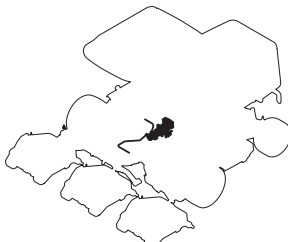
⑦ SN of application

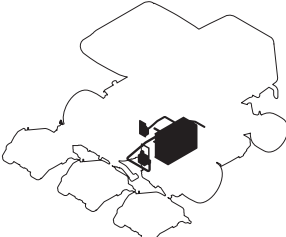
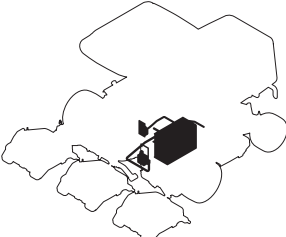

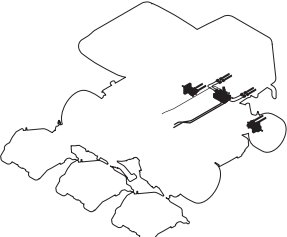
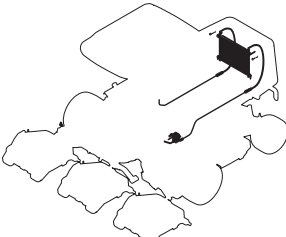
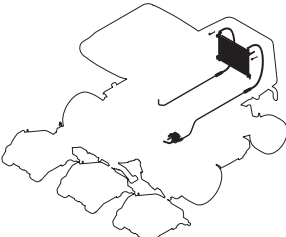
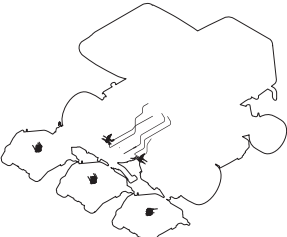
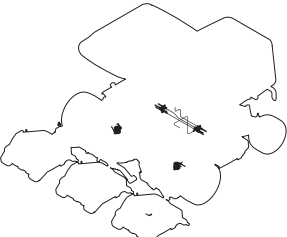


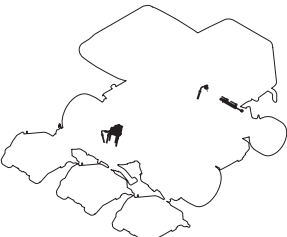

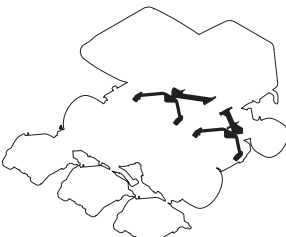
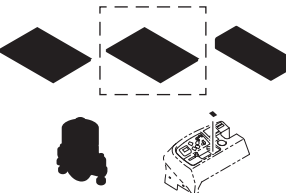

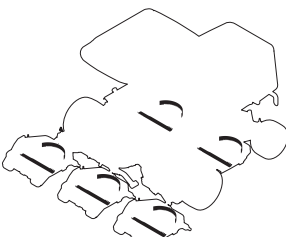
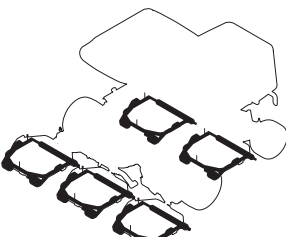
In case of part alteration, the serial number ranges of machines to which the alteration is applied will be indicated.

3) Indication in case of part alteration

- When a new part and an old one are interchangeable with each other, indication of the old part code No. is discontinued and the new part code No. is solely indicated.
- When a new part and an old one are not interchangeable, the serial number ranges of both machines where the new part is used and those where the old one is used are indicated in the SN of application column.
- When a part is newly added, the serial number range of machines where the part is used is indicated in the SN of application column.
- When a part was previously used but the part is not used in the machine any longer, the serial number range of machines where the part was used is indicated in the SN of application column.

Contents

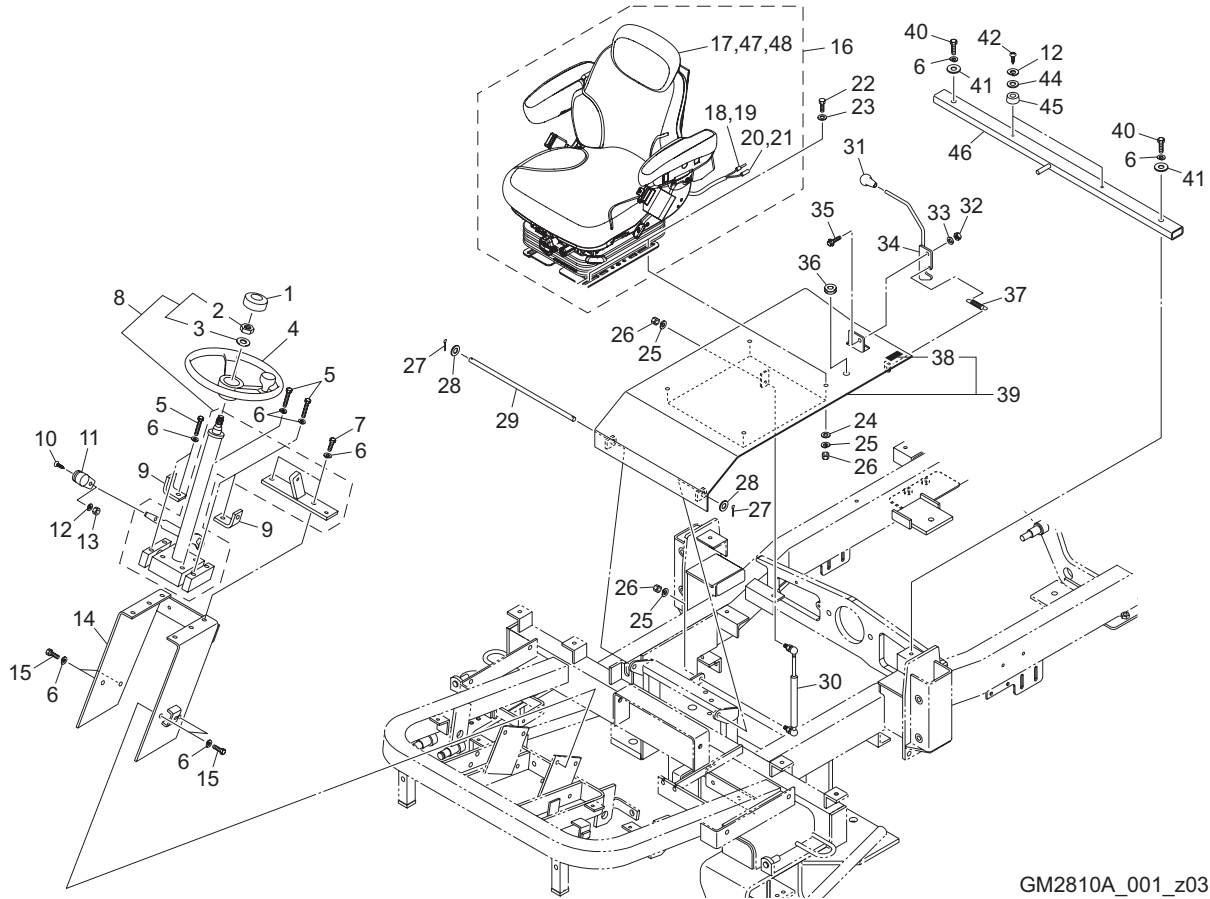
<p>Main Vehicle</p>	<p>1. Frame section A.....1</p> 	<p>2. Frame section B3</p> 	<p>3. Frame section C5</p> 
<p>4. ROPS section7</p> 	<p>5. Cover section A.....9</p> 	<p>6. Cover section B10</p> 	<p>7. Cover section C.....12</p> 
<p>8. Front wheel section13</p> 	<p>9. Rear wheel section15</p> 	<p>10. Pedal section A.....17</p> 	<p>11. Pedal section B.....19</p> 
<p>12. Engine section A.....21</p> 	<p>13. Engine section B.....23</p> 	<p>14. Engine section C25</p> 	<p>15. Engine section D27</p> 
<p>16. Engine section E (Fuel tank)29</p> 	<p>17. Engine section F30</p> 	<p>18. Engine section G32</p> 	<p>19. Hydraulic section A (Pump).....33</p> 

<p>20. Hydraulic section B (Hydraulic tank) SN11079-11393.....34</p> 	<p>A20. Hydraulic section B (Hydraulic tank) SN11394-.....37</p> 	<p>21. Hydraulic section C (Front wheel motor)40</p> 	<p>22. Hydraulic section D (Rear wheel motor).....42</p> 
<p>23. Hydraulic section E (Oil cooler) SN11079-1113144</p> 	<p>A23. Hydraulic section E (Oil cooler) SN11132-.....46</p> 	<p>24. Hydraulic section F (Gear motor / #1,4,5)48</p> 	<p>25. Hydraulic section G (Gear motor / #2,3).....50</p> 
<p>26. Hydraulic section H.....52</p> 	<p>27. Hydraulic section J (Cylinder).....54</p> 	<p>28. Hydraulic section K (Orbitrol)56</p> 	<p>29. Arm section A (#1,4,5).....58</p> 
<p>30. Arm section B (#2,3)60</p> 	<p>31. Accessories62</p> 	<p>Mower Deck</p> 	
<p>B101. Mower deck section A (Open deck).....66</p> 	<p>A102. Mower deck section B (Open deck).....67</p> 		

Main Vehicle

1. Frame section A

GM2810A

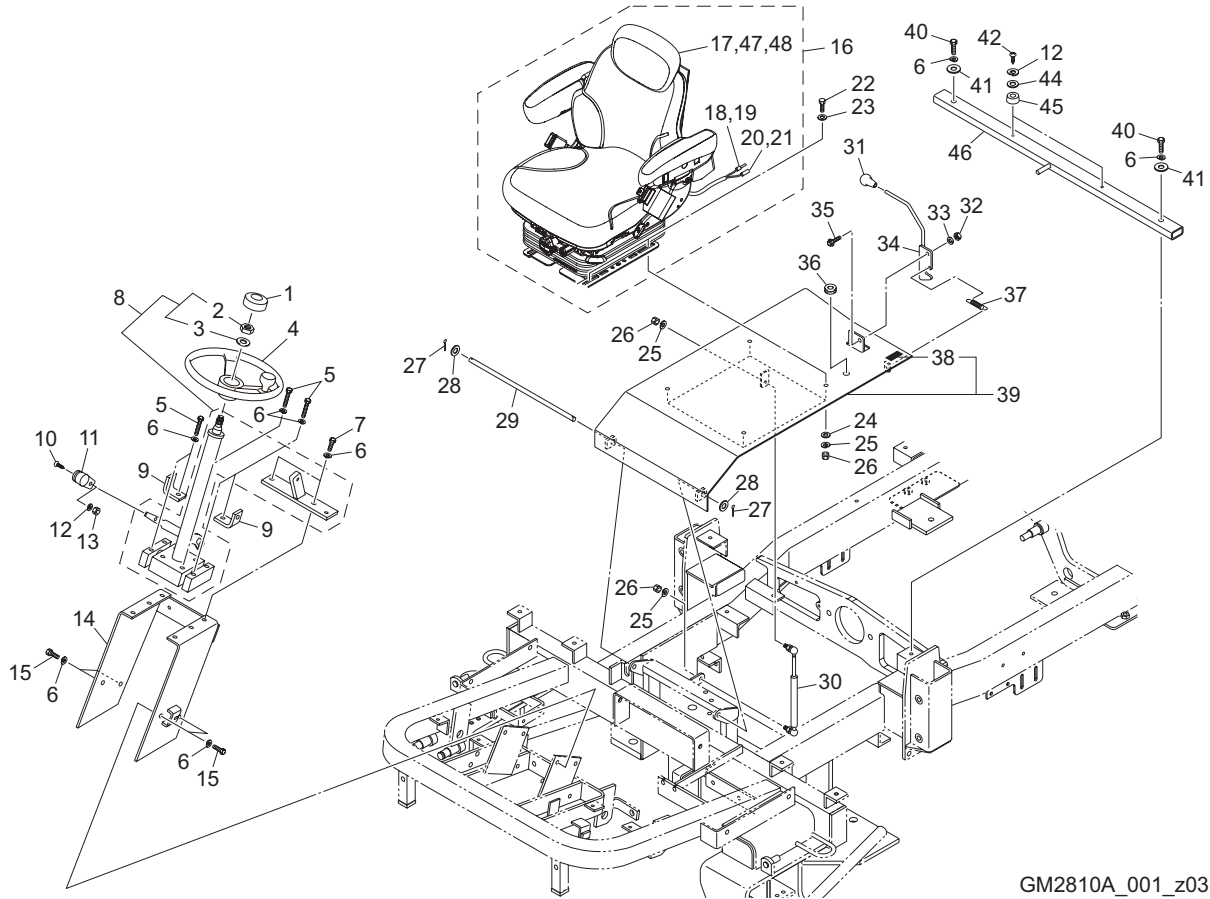


GM2810A_001_z03

Cat No.	Code No.	Part name	Qty	Remark	SN of application
1-1	K131000130	CAP, RUBBER	1		
1-2	K0103140002	NUT, P1.5 M14	1		
1-3	K0200140002	WASHER, SPRING M14	1		
1-4	K1710000070	STEERING, W/KNOB V027220-0000	1		
1-5	K0000100502	BOLT, M10-50	8		
1-6	K0200100002	WASHER, SPRING M10	16		
1-7	K0000100202	BOLT, M10-20	2		
1-8	K1730000060	COLUMN, STEERING TILT TYPE	1		11079-11247
1a-8	K1730000100	COLUMN, STEERING TILT TYPE	1		11248-
1-9	LM2700-0931ZD	MOUNT, FRONT COVER	2		
1-10	K0042050082	SCREW, + ROUND HEAD M5-8	1		
1-11	K1301000150	GRIP, PLASTIC THROTTLE LEVER	1		
1-12	K0200050002	WASHER, SPRING M5	3		
1-13	K0100050002	NUT, M5	1		
1-14	LM2700-0602ZD	MOUNT, HANDLE	1		
1-15	K0000100152	BOLT, M10-15	4		
1-16	K1700000580	SEAT COMP, SGA18118 W/SUSPENSION	1		
1-17	K1700000540	SEAT, SGA18118 W/SUSPENSION	1		
1-18	K3622000210	CONNECTOR, MALE CA104	1		
1-19	K3622000220	SLEEVE, INSULATED FOR CONNECTOR CA104	1		
1-20	K3622000230	CONNECTOR, FEMALE CB104	1		
1-21	K3622000240	SLEEVE, INSULATED FOR CONNECTOR CB104	1		
1-22	K0000080252	BOLT, M8-25	4		
1-23	K5012308242	WASHER, SPCC 2.3-8-24	4		
1-24	K5000080002	WASHER, M8	4		
1-25	K0200080002	WASHER, SPRING M8	6		
1-26	K0100080002	NUT, M8	6		
1-27	K0300032252	PIN, COTTER M3.2-25	2		
1-28	K5000120002	WASHER, M12	2		
1-29	LM2700-0609Z2	SHAFT, W/HOLES M12-333	1		

1. Frame section A

GM2810A

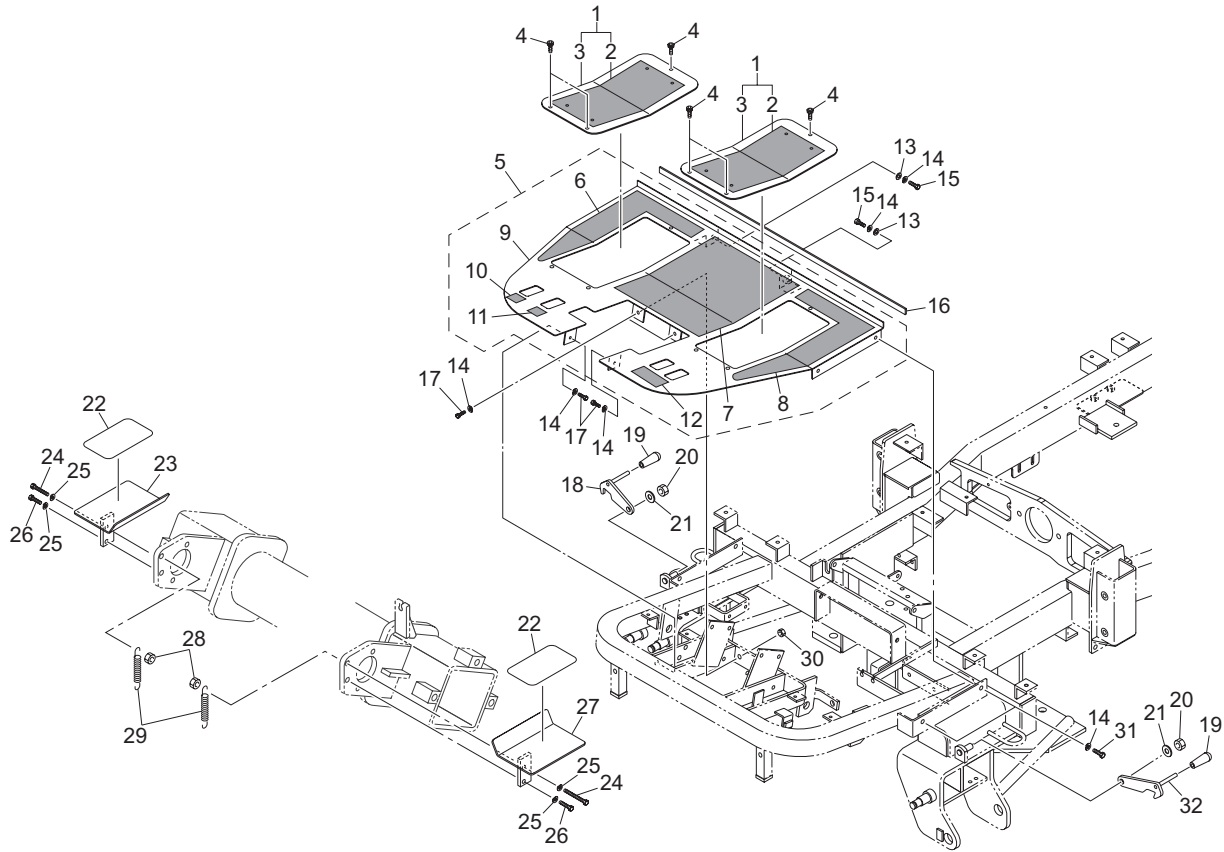


GM2810A_001_z03

Cat No.	Code No.	Part name	Qty	Remark	SN of application
1-30	K3381000010	GAS-SPRING, C25	1		
1-31	K1300000040	GRIP, PLASTIC BLACK 9-35.5	1		
1-32	K0144100002	NUT, W/F-RING M10	1		
1-33	K5000100002	WASHER, M10	1		
1-34	LM2700-0607ZD	LEVER	1		
1-35	K0000100252	BOLT, M10-25	1		
1-36	K0910000020	GROMMET, C30NG79H	1		
1-37	K1030000098	SPRING, W/U HOOK M1.6-12-66.8	1		
1-38	K4205001580	DECAL, CAUTION TO GET CAUGHT	1		
1-39	GM2810-3601Z0	BRACKET ASSY, SEAT	1		
1-40	K0000100402	BOLT, M10-40	2		
1-41	K5073210352	WASHER, SPHC 3.2-10-35	2		
1-42	K0042050152	SCREW, + ROUND HEAD M5-15	2		
1-43					
1-44	K5000050002	WASHER, M5	2		
1-45	K4039000130	RUBBER, TK-3220	2		
1-46	LM2700-0608BD	RECEIVER, SEAT	1		
1-47	K1700000460-1	SWITCH, SEAT NO S17592	1		
1-48	K1700000450-2	HARNESS, SEAT S22808	1		

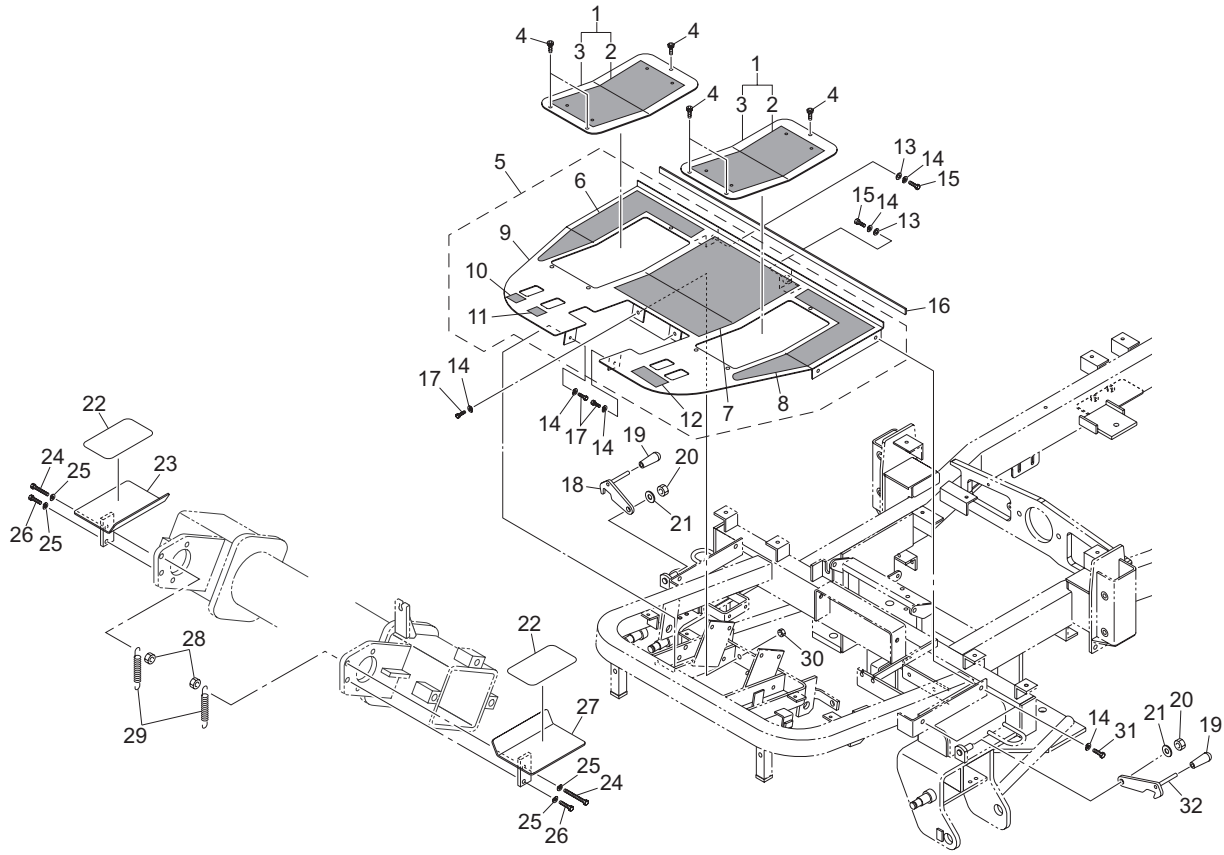
2. Frame section B

GM2810A



GM2810A_002_z01

Cat No.	Code No.	Part name	Qty	Remark	SN of application
2-1	LM2700-0641Z0	COVER COMP, STEP	2		
2-2	K4400000080	SHEET, NONSKID 346186	2		
2-3	LM2700-0621AD	COVER, STEP	2		
2-4	K0062080122	BOLT, BUTTON HEAD W/HEX HOLE M8-12	6		
2-5	LM2700-0640Z0	STEP COMP	1		
2-6	K4400000070	SHEET, NONSKID (RH)	1		
2-7	K4400000100	SHEET, NONSKID (CENTER)	1		
2-8	K4400000060	SHEET, NONSKID (LH)	1		
2-9	LM2700-0620BD	STEP	1		
2-10	K4203001440	DECAL, BACKWARD	1		
2-11	K4203001430	DECAL, FORWARD	1		
2-12	K4203001450	DECAL, BRAKE	1		
2-13	K5000080002	WASHER, M8	2		
2-14	K0200080002	WASHER, SPRING M8	10		
2-15	K0000080252	BOLT, M8-25	2		
2-16	K3198608900	TRIM, SEAL 6100-16A-890	1		
2-17	K0000080202	BOLT, M8-20	4		
2-18	GM2800-0621BD	LEVER, LOCKING #4	1		
2-19	K1300000110	GRIP, PLASTIC YELLOW 9-22	2		
2-20	K0145140002	NUT, W/F-RING M14 P1.5	2		
2-21	K0210140002	SPRING, CONICAL DISC L M14	2		
2-22	K4400000030	SHEET, NONSKID FOR PEDAL 100170	2		
2-23	GM2800-0624AD	STEP, (RH)	1		
2-24	K0000120702	BOLT, M12-70	2		
2-25	K0200120002	WASHER, SPRING M12	4		
2-26	K0000120302	BOLT, M12-30	2		
2-27	GM2800-0623AD	STEP, (LH)	1		
2-28	K0144120002	NUT, W/F-RING M12	2		
2-29	K1020000218	SPRING, W/ROUND HOOK M1.6-18.2-65.6	2		
2-30	K0100080002	NUT, M8	2		

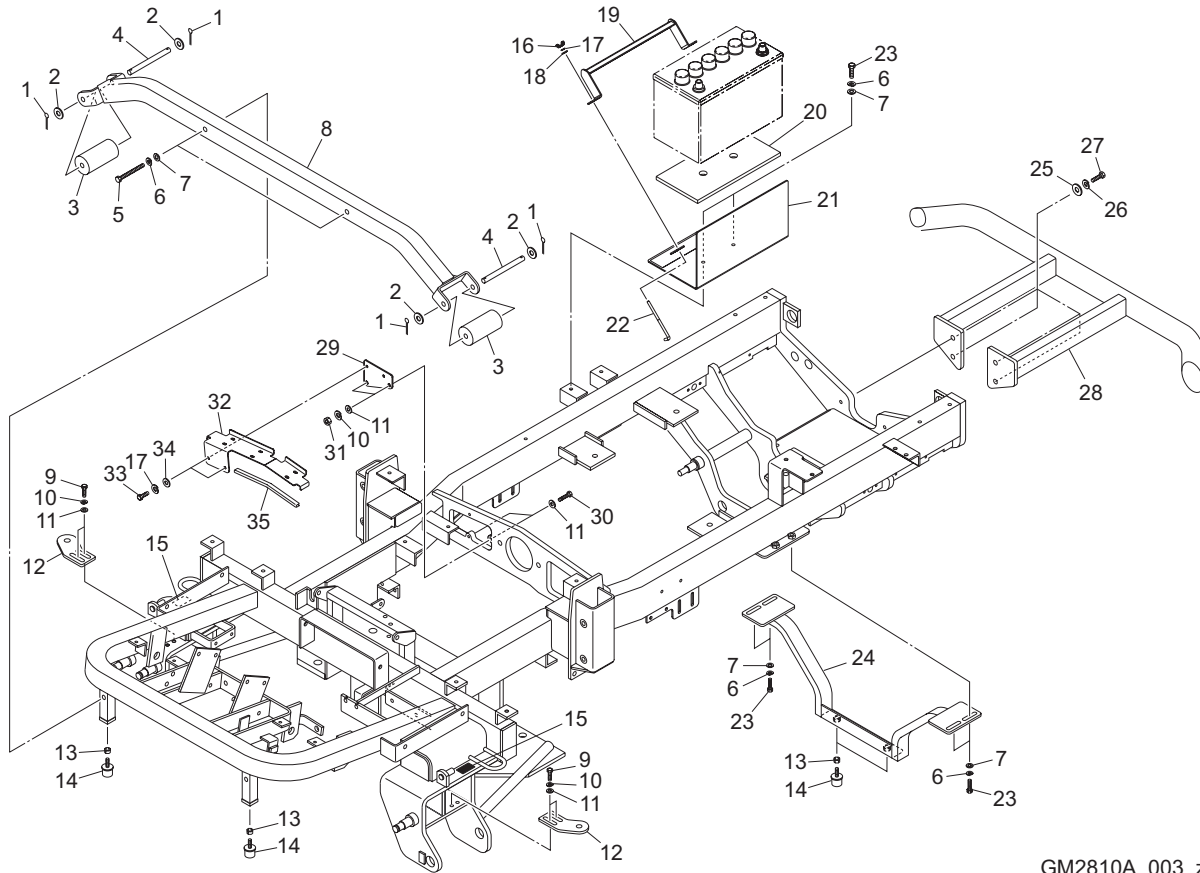


GM2810A_002_z01

Cat No.	Code No.	Part name	Qty	Remark	SN of application
2-31	K0000080152	BOLT, M8-15	4		
2-32	GM2800-0622BD	LEVER, LOCKING #5	1		

3. Frame section C

GM2810A

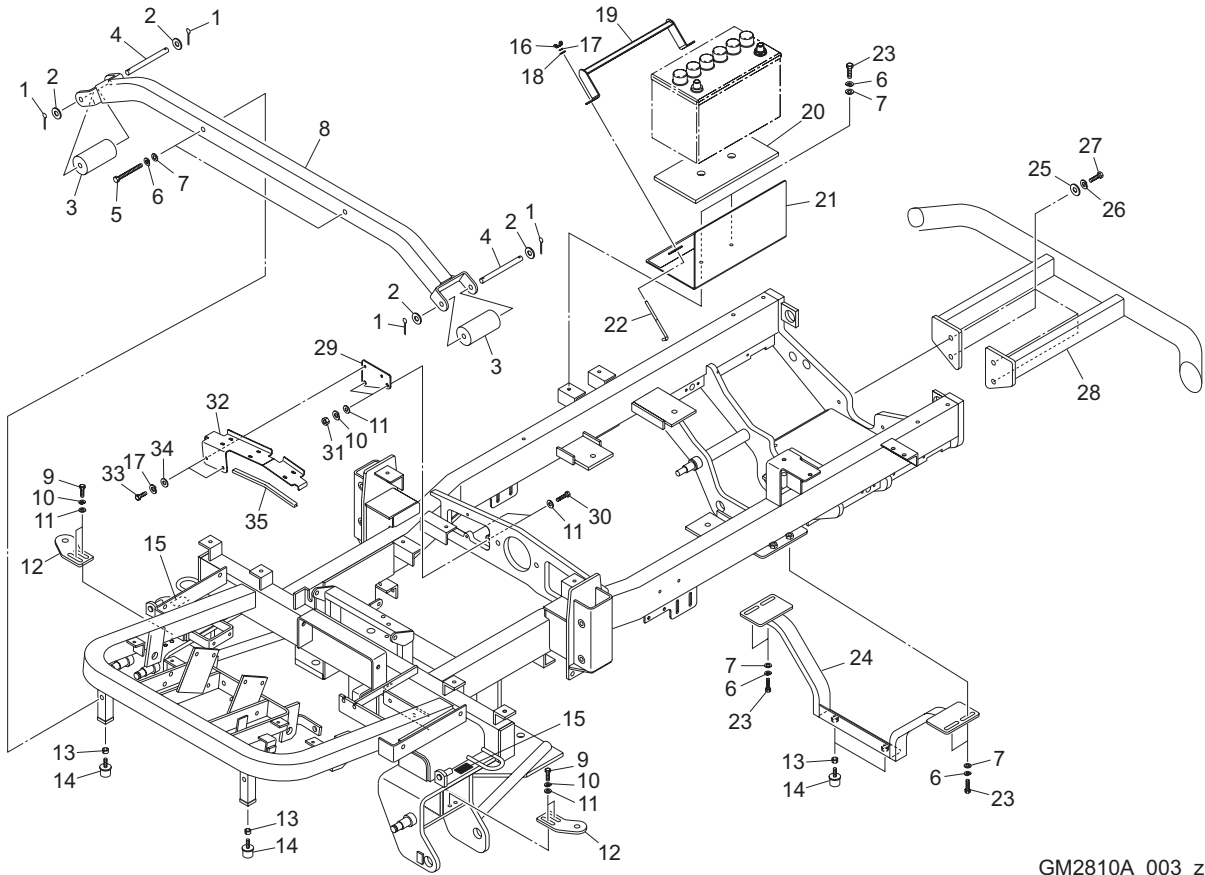


GM2810A_003_z03

Cat No.	Code No.	Part name	Qty	Remark	SN of application
3-1	K0300032222	PIN, COTTER M3.2-22	4		
3-2	K5000140002	WASHER, M14	4		
3-3	GM2800-0628Z0	RUBBER, ROLLER 120	2		
3-4	GM2800-0629Z2	SHAFT, ROLLER 155	2		
3-5	K0000101002	BOLT, M10-100	2		
3-6	K0200100002	WASHER, SPRING M10	8		
3-7	K5000100002	WASHER, M10	8		
3-8	GM2800-0614ZD	GUIDE, ARM	1		
3-9	K0000080202	BOLT, M8-20	4		
3-10	K0200080002	WASHER, SPRING M8	4		11079-11373
3a-10	K0200080002	WASHER, SPRING M8	6		11374-
3-11	K5000080002	WASHER, M8	4		11079-11373
3a-11	K5000080002	WASHER, M8	8		11374-
3-12	LM2700-0625ZD	BRACKET, SWITCH	2		
3-13	K0100100002	NUT, M10	4		
3-14	K4049050000	STOPPER, RUBBER KI-50	4		
3-15	K4205001900	DECAL, CAUTION MOWER LOCK	2		
3-16	K0141060002	NUT, WING M6-3	2		
3-17	K0200060002	WASHER, SPRING M6	2		11079-11373
3a-17	K0200060002	WASHER, SPRING M6	4		11374-
3-18	K5012306162	WASHER, SPCC 2.3-6-16	2		
3-19	GM2810-0603ZD	CLAMP, BATTERY	1		
3-20	K4035000140	RUBBER, ISOLATOR FOR BATTERY	1		
3-21	GM2810-0602ZD	BASE, BATTERY	1		
3-22	K6171000312	ROD, W/M6	2		
3-23	K0000100202	BOLT, M10-20	6		
3-24	GM2800-0620ZD	STOPPER, REAR DECK	1		
3-25	K5000120002	WASHER, M12	4		
3-26	K0200120002	WASHER, SPRING M12	4		
3-27	K0010120302	BOLT, HT P1.75 M12-30	4		

3. Frame section C

GM2810A

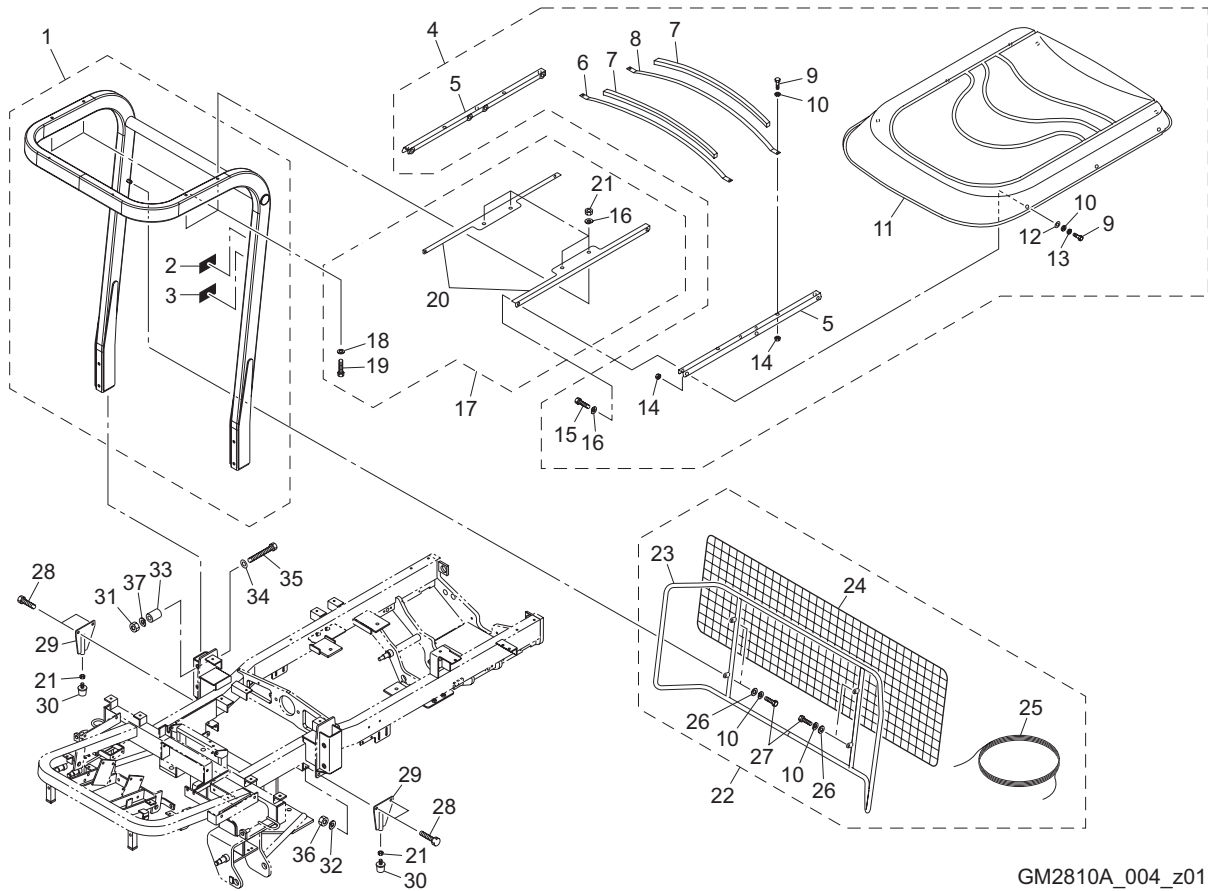


GM2810A_003_z03

Cat No.	Code No.	Part name	Qty	Remark	SN of application
3-28	GM2800-0617ZD	BUMPER	1		
3-29	GM2810-0606ZD	BRACKET, COVER	1		11374-
3-30	K0000080352	BOLT, M8-35	2		11374-
3-31	K0100080002	NUT, M8	2		11374-
3-32	GM2810-0607ZD	COVER	1		11374-
3-33	K0000060152	BOLT, M6-15	2		11374-
3-34	K5000060002	WASHER, M6	2		11374-
3-35	K3197302200	TRIM, SEAL 100-48-220	1		11374-

4. ROPS section

GM2810A

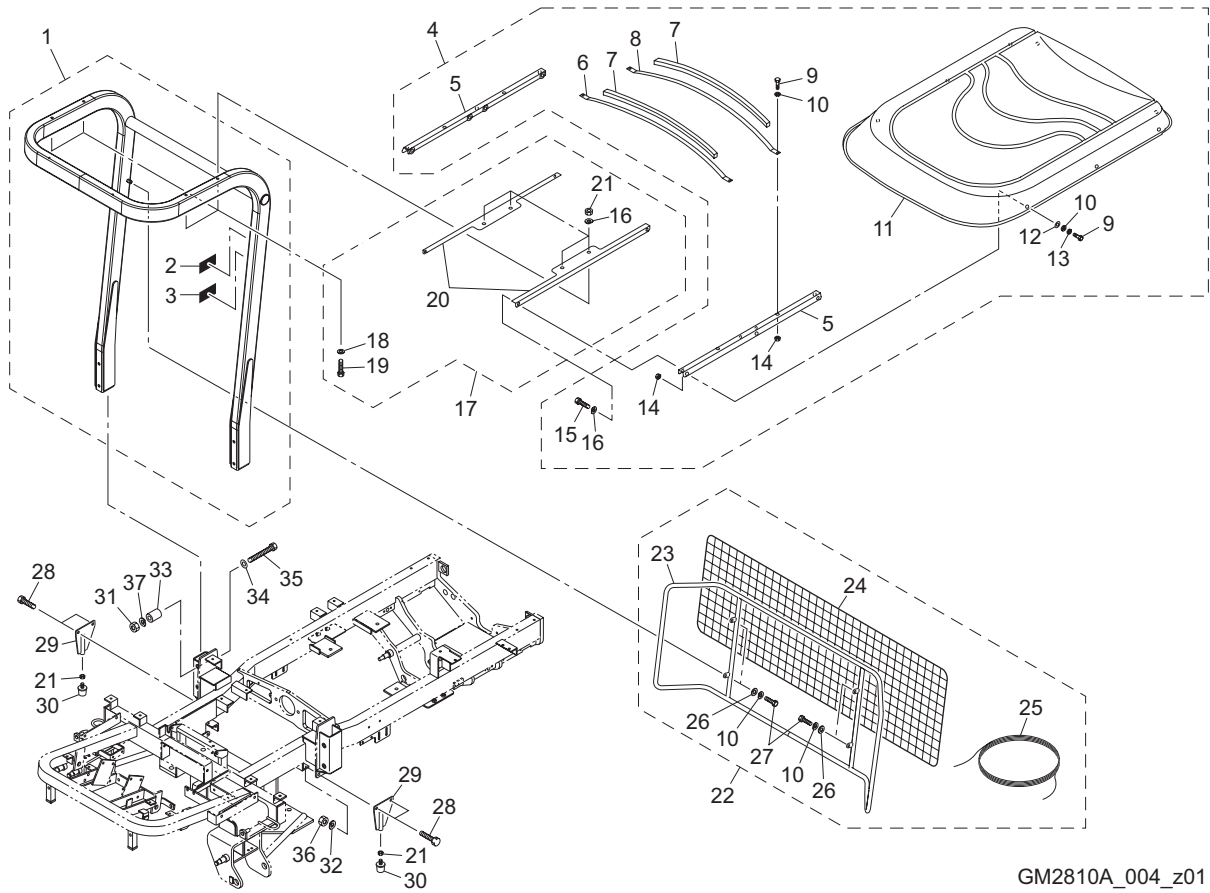


GM2810A_004_z01

Cat No.	Code No.	Part name	Qty	Remark	SN of application
4-1	GM2810-1304A0	ROPS ASSY	1		
4-2	K4209001500	DECAL, ROPS COMPLIANCE	1		
4-3	K4205001710	DECAL, CAUTION ROPS	1		
4-4	K9120000030	ROOF ASSY	1		
4-5	K190000011D	SUPPORT, HOOD	2		
4-6	K190000010D	ARCH, B	1		
4-7	K1900000120	SPONGE, URETHANE 20-20840	2		
4-8	K190000009D	ARCH, A	1		
4-9	K0000080202	BOLT, M8-20	10		
4-10	K0200080002	WASHER, SPRING M8	14		
4-11	K1900000080	ROOF	1		
4-12	K1900000130	RUBBER, FOR ROOF	6		
4-13	K5012308352	WASHER, SPCC 2.3-8-35	6		
4-14	K0100080002	NUT, M8	8		
4-15	K0000100202	BOLT, M10-20	4		
4-16	K0200100002	WASHER, SPRING M10	8		
4-17	K9120000050	BRACKET SET, FOR AWNING FRAME	1		
4-18	K5000100002	WASHER, M10	4		
4-19	K0000101002	BOLT, M10-100	4		
4-20	K520500040D	PLATE, FOR FIXING ROOF	2		
4-21	K0100100002	NUT, M10	6		
4-22	K8990000040	NET ASSY, BALL PROOF	1		
4-23	K789900128D	PIPE, FOR BALL PROOF NET	1		
4-24	K4130000020	NET, PROTECTION 550*1375 S	1		
4-25	K4140000020	ROPE, 2-6700S	2		
4-26	K5000080002	WASHER, M8	4		
4-27	K0000080152	BOLT, M8-15	4		
4-28	K0000120302	BOLT, M12-30	4		
4-29	GM2810-0604ZD	STOPPER	2		
4-30	K4049050000	STOPPER, RUBBER KI-50	2		

4. ROPS section

GM2810A

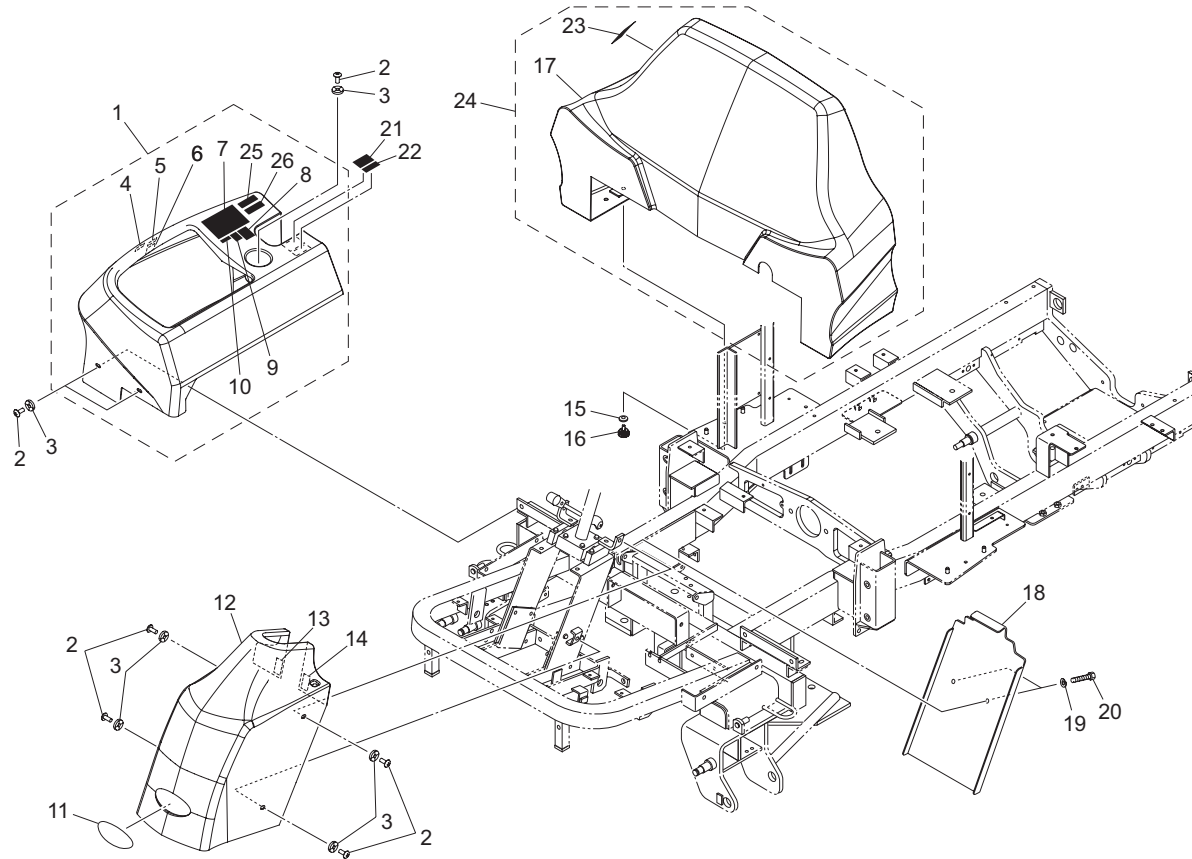


GM2810A_004_z01

Cat No.	Code No.	Part name	Qty	Remark	SN of application
4-31	K0191120001	NUT, 10T SCM435H M12	4		
4-32	K0200120002	WASHER, SPRING M12	4		
4-33	GM2810-1302Z2	COLLAR, SECURING	4		
4-34	K5000120002	WASHER, M12	4		
4-35	K0013121102	BOLT, HT M12-110	4		
4-36	K0100120002	NUT, M12	4		
4-37	K0213120002	WASHER, DISK SPRING 1H M12	4		

5. Cover section A

GM2810A

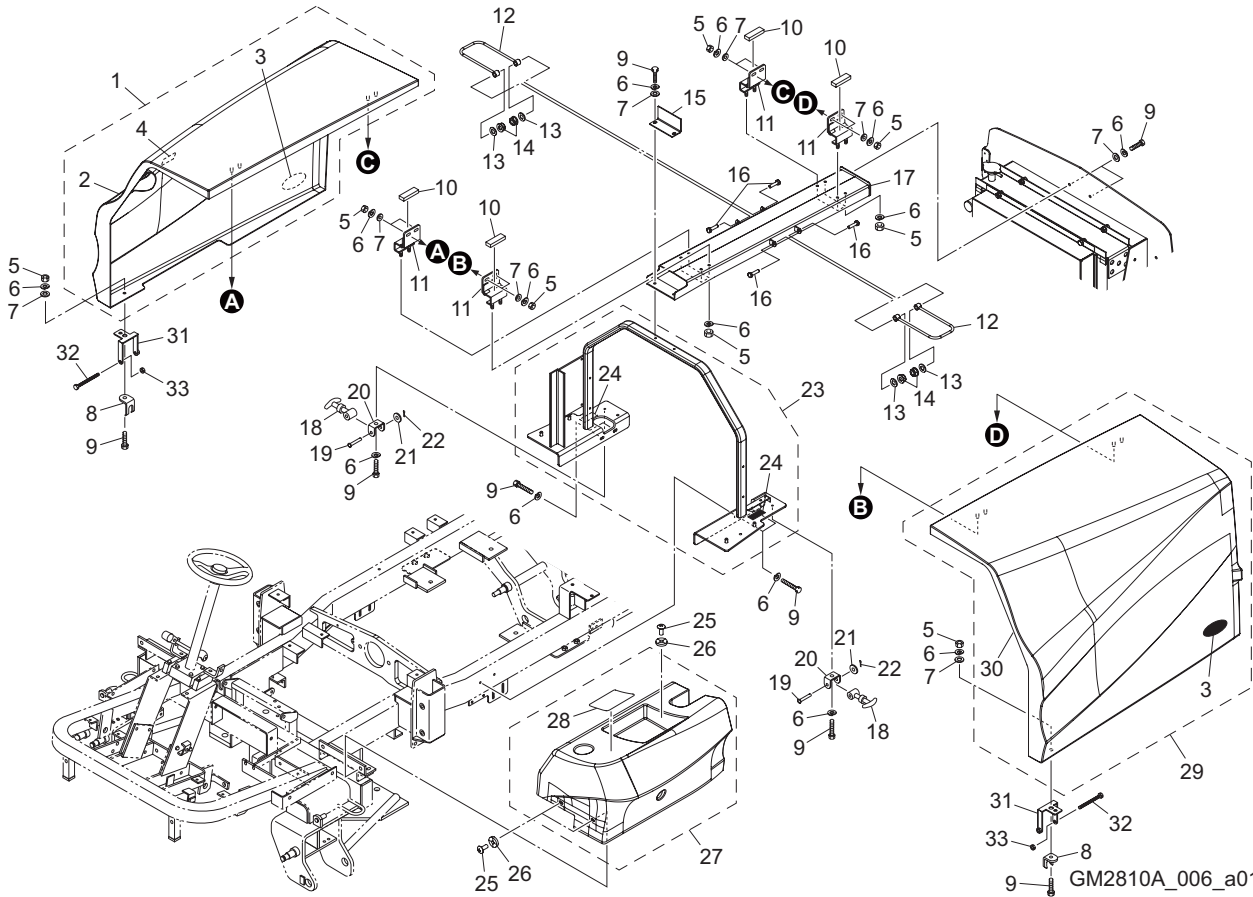


GM2810A_005_a01

Cat No.	Code No.	Part name	Qty	Remark	SN of application
5a-1	GM2810-1601C0	COVER COMP, TANK (RH)	1		
5-2	K0056080200	SCREW, SUS + TRUSS M8-20	7		
5-3	K4031000070	RUBBER, VIBRATION PROOF 5-825	7		
5-4	K4205001940	DECAL, DANGER "NO FIRE"	1		
5-5	K4209001530	DECAL, INDICATING DIESEL FUEL	1		
5-6	K4209001000	DECAL, DIESEL OIL FILLER PORT	1		
5-7	K4205001630	DECAL, START/STOP	1		
5a-8	K4209000720	DECAL, NOISE LEVEL LWA 105	1		
5-9	K4205002090	DECAL, CAUTION NOISE	1		
5-10	K4205001950	DECAL, CAUTION EXHAUST GAS	1		
5-11	K4201000570	DECAL, BARONESS	1		
5-12	GM2810-0905Z0	COVER, FRONT	1		
5-13	K4203001350	DECAL, TILT STEERING	1		
5-14	K4203001340	DECAL, PARKING BRAKE	1		
5-15	K0210080002	SPRING, CONICAL DISC L M8	2		
5-16	K1320000250	KNOB, DIMPLE M8-16	2		
5-17	GM2810-0908Z0	COVER, CENTER	1		
5-18	LM2700-0951ZD	COVER, FRONT (REAR)	1		
5-19	K0200080002	WASHER, SPRING M8	2		
5-20	K0000080152	BOLT, M8-15	2		
5a-21	K4205002140	DECAL, WARNING CA P65 FOR RIDING MOWER	1		
5a-22	K4205002200	DECAL, WARNING SPARK ARRESTER	1		
5a-23	K4209001540	DECAL, MAINTENANCE	1		11079-11131
5b-23	K4209001950	DECAL, MAINTENANCE	1		11132-
5a-24	GM2810-1603A0	COVER COMP, CENTER	1		
5-25	K4205002330	DECAL, IMPORTANT 2WD/4WD SELECTOR SWITCH	1		
5-26	K4205002340	DECAL, KNIFE ROTATION	1		

6. Cover section B

GM2810A

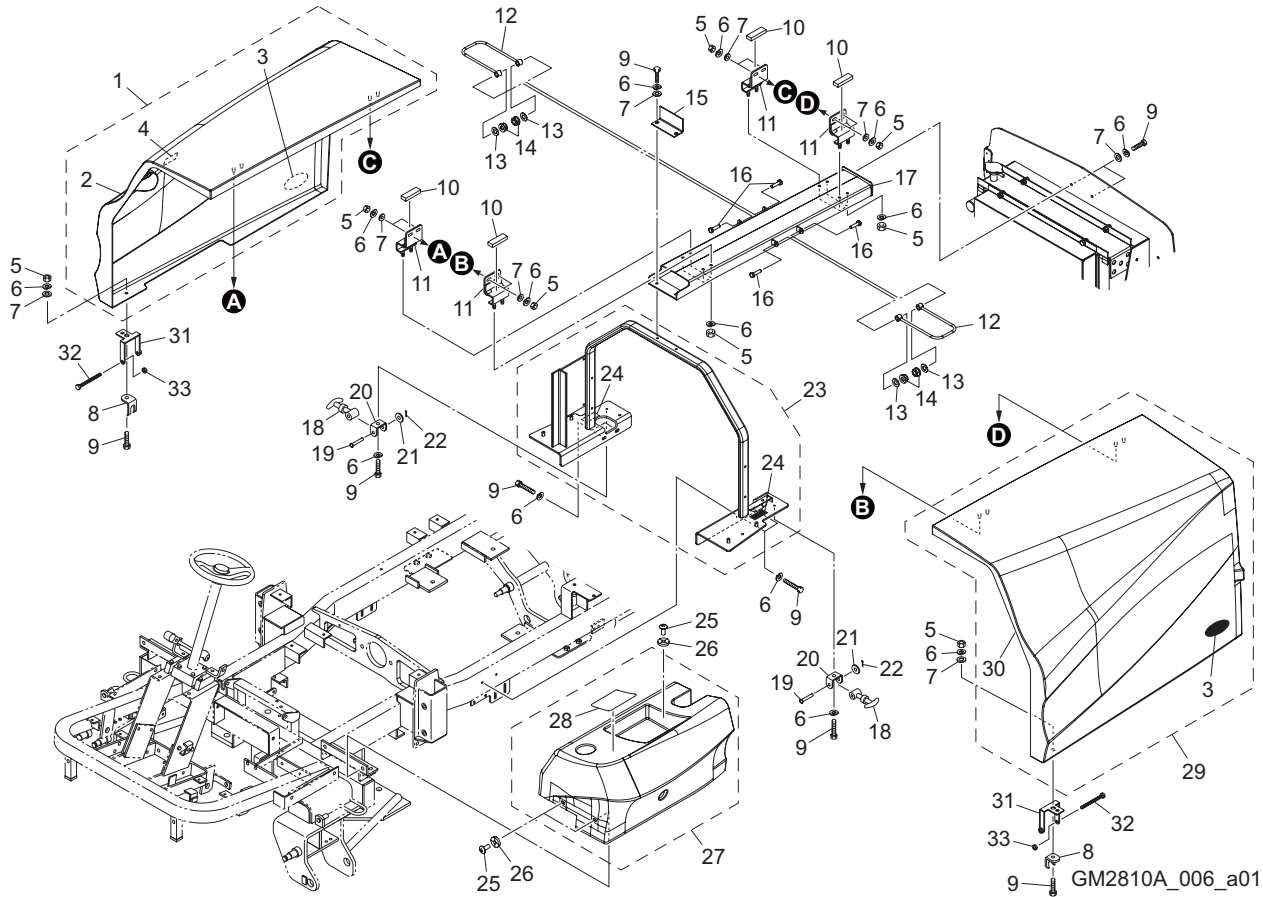


GM2810A_006_a01

Cat No.	Code No.	Part name	Qty	Remark	SN of application
6-1	GM2810A3901Z0	COVER COMP, SIDE (RH)	1		
6-2	GM2810-0911Z0	COVER, SIDE (RH)	1		
6-3	GM2810A0904Z0	DECAL, GM2810 MARK	2		
6-4	K4205001920	DECAL, CAUTION HOT PARTS	1		
6-5	K0100080002	NUT, M8	18		
6-6	K0200080002	WASHER, SPRING M8	28		
6-7	K5000080002	WASHER, M8	14		
6-8	K5270002352	RECEIVER, RUBBER HOOK	2		
6-9	K0000080202	BOLT, M8-20	12		
6-10	K4228000120	SPONGE, RUBBER 5-15-80	4		
6-11	GM2800-0920Z0	HINGE ASSY	4		
6-12	GM2800-0945Z2	STAY, FOR HOOD	2		
6-13	K5000100002	WASHER, M10	4		
6-14	K0144100002	NUT, W/F-RING M10	4		
6-15	GM2800-0930ZD	CLAMPER, COVER	1		
6-16	K0000100402	BOLT, M10-40	4		
6-17	GM2810-0922ZD	MOUNT, COVER	1		
6-18	K1520000090	HOOK, RUBBER SMALL	2		
6-19	K6030060352	PIN, FLAT HEAD M6-35	2		
6-20	K5200000102	CLAMPER, RUBBER HOOK	2		
6-21	K5000060002	WASHER, M6	2		
6-22	K0300016202	PIN, COTTER M1.6-20	2		
6-23	GM2810-3906A0	FRAME COMP, COVER	1		
6-24	K4205001930	DECAL, CAUTION GETTING CAUGHT HANDS/FEET	2		
6-25	K0056080200	SCREW, SUS + TRUSS M8-20	3		
6-26	K4031000070	RUBBER, VIBRATION PROOF 5-825	3		
6a-27	GM2810-1602B0	COVER COMP, TANK (LH)	1		
6a-28	K4204000140	DECAL, CHART OF CUTTING HEIGHT	1		
6-29	GM2810A3902Z0	COVER COMP, SIDE (LH)	1		
6-30	GM2810-0914Z0	COVER, SIDE (LH)	1		

6. Cover section B

GM2810A

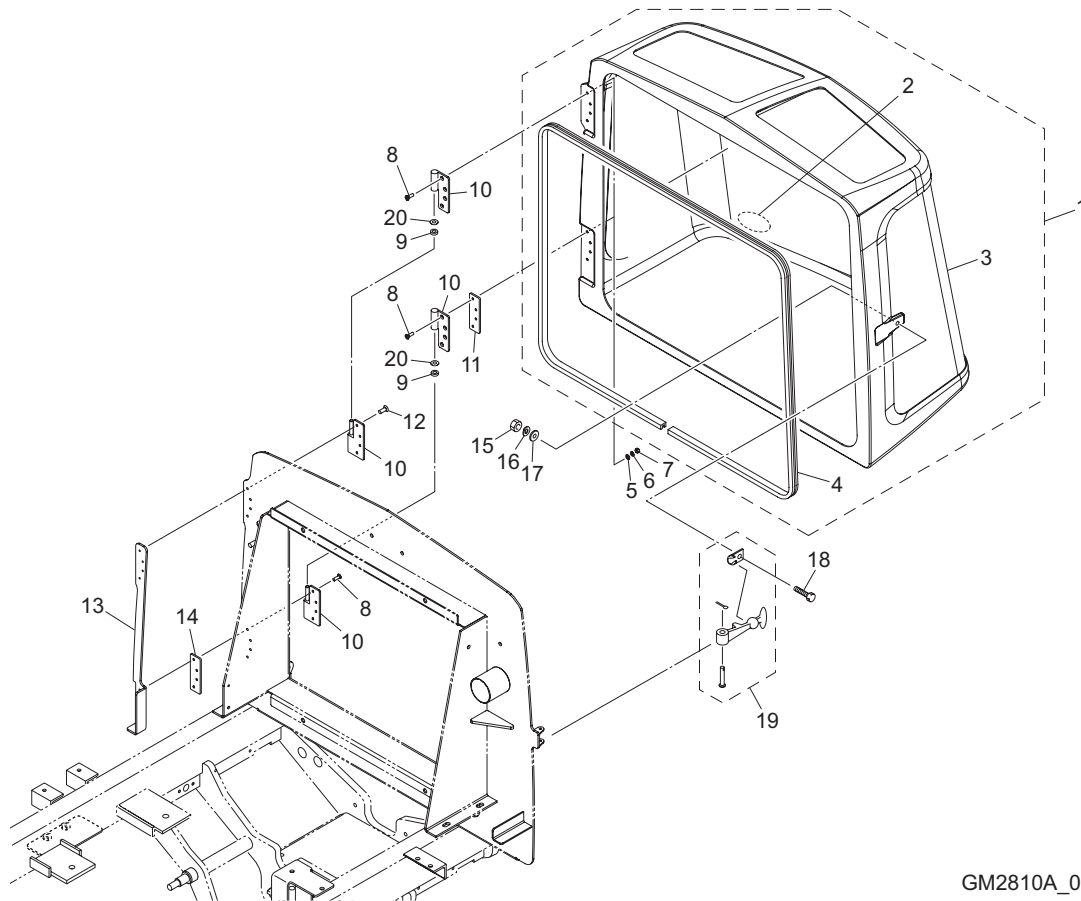


GM2810A_006_a01

Cat No.	Code No.	Part name	Qty	Remark	SN of application
6a-31	K7355000702	FITTING, RUBBER CATCH LOCK	2		
6a-32	K0000060452	BOLT, M6-45	2		
6a-33	K0144060002	NUT, W/F-RING M6	2		

7. Cover section C

GM2810A

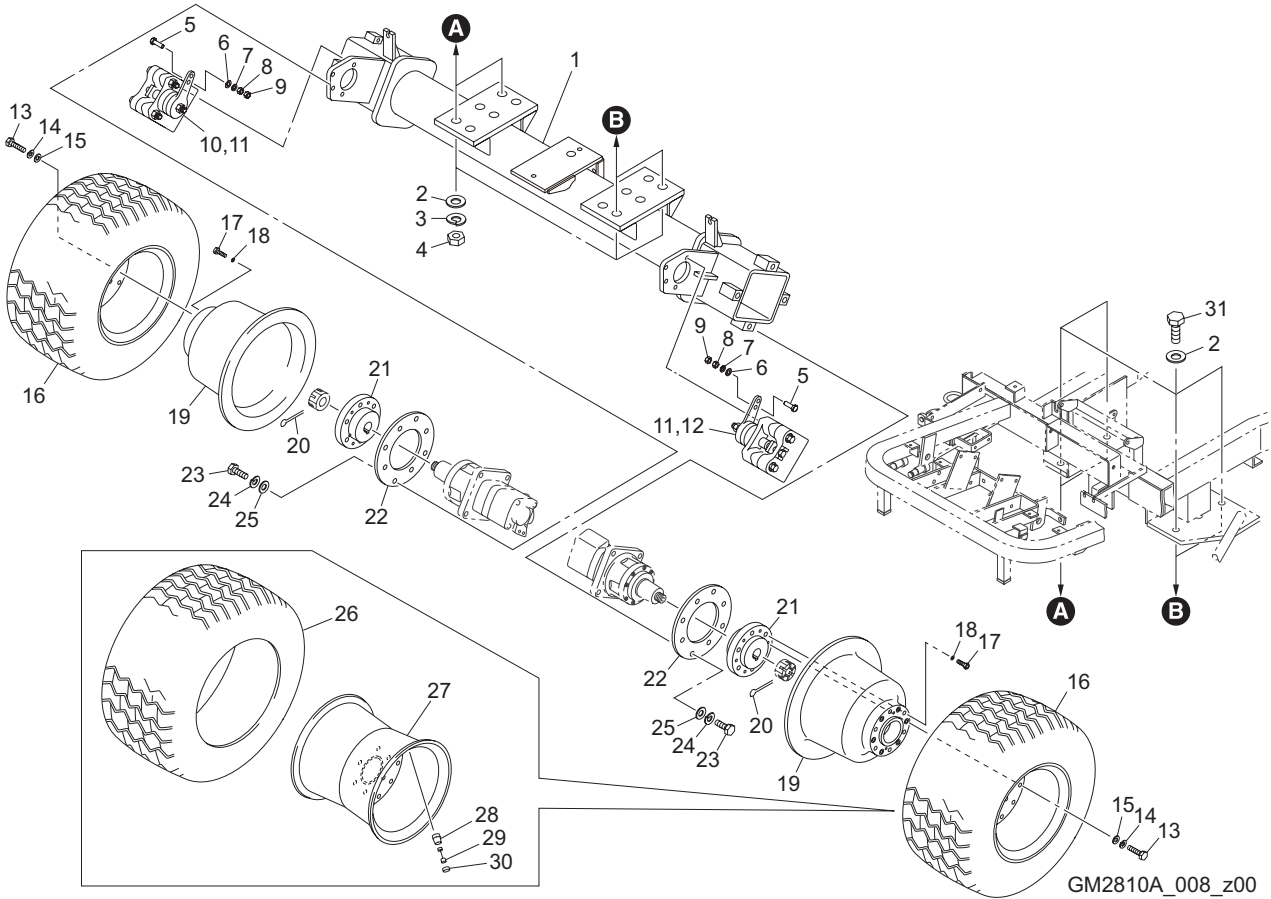


GM2810A_007_z01

Cat No.	Code No.	Part name	Qty	Remark	SN of application
7-1	GM2810-3905C0	COVER, COMP RADIATOR	1		
7-2	K4201000570	DECAL, BARONESS	1		
7-3	GM2810-0916C0	COVER, RADIATOR	1		
7-4	K3198430000	TRIM, SEAL 6100-32A-3000	1		
7-5	K5000050002	WASHER, M5	8		
7-6	K0200050002	WASHER, SPRING M5	8		
7-7	K0100050002	NUT, M5	8		
7-8	K0041050162	SCREW, + FLAT HEAD M5-16	12		
7-9	K6210000202	COLLAR, SS41 8.2-16-5.2	2		
7-10	K4521000030	HINGE, B-1065-11-R	2		
7-11	GM2810-0925ZD	SPACER, RADIATOR COVER	0-1	for adjustment	
7-12	K0041050122	SCREW, + FLAT HEAD M5-12	4		
7-13	GM2810-0503ZD	PLATE, MOUNTING COVER	1		
7-14	GM2810-0925ZD	SPACER, RADIATOR COVER	1		
7-15	K0100060002	NUT, M6	1		
7-16	K0200060002	WASHER, SPRING M6	1		
7-17	K5011606202	WASHER, SPCC 1.6-6-20	1		
7-18	K0000060302	BOLT, M6-30	1		
7-19	K1520000030	HOOK ASSY, RUBBER	1		
7-20	K5010509162	WASHER, SPCC 0.5-9-16	0-4	for adjustment	11079-11131
7a-20	K5060209160	WASHER, SPTE 0.29-9-16	0-6	for adjustment	11132-

8. Front wheel section

GM2810A

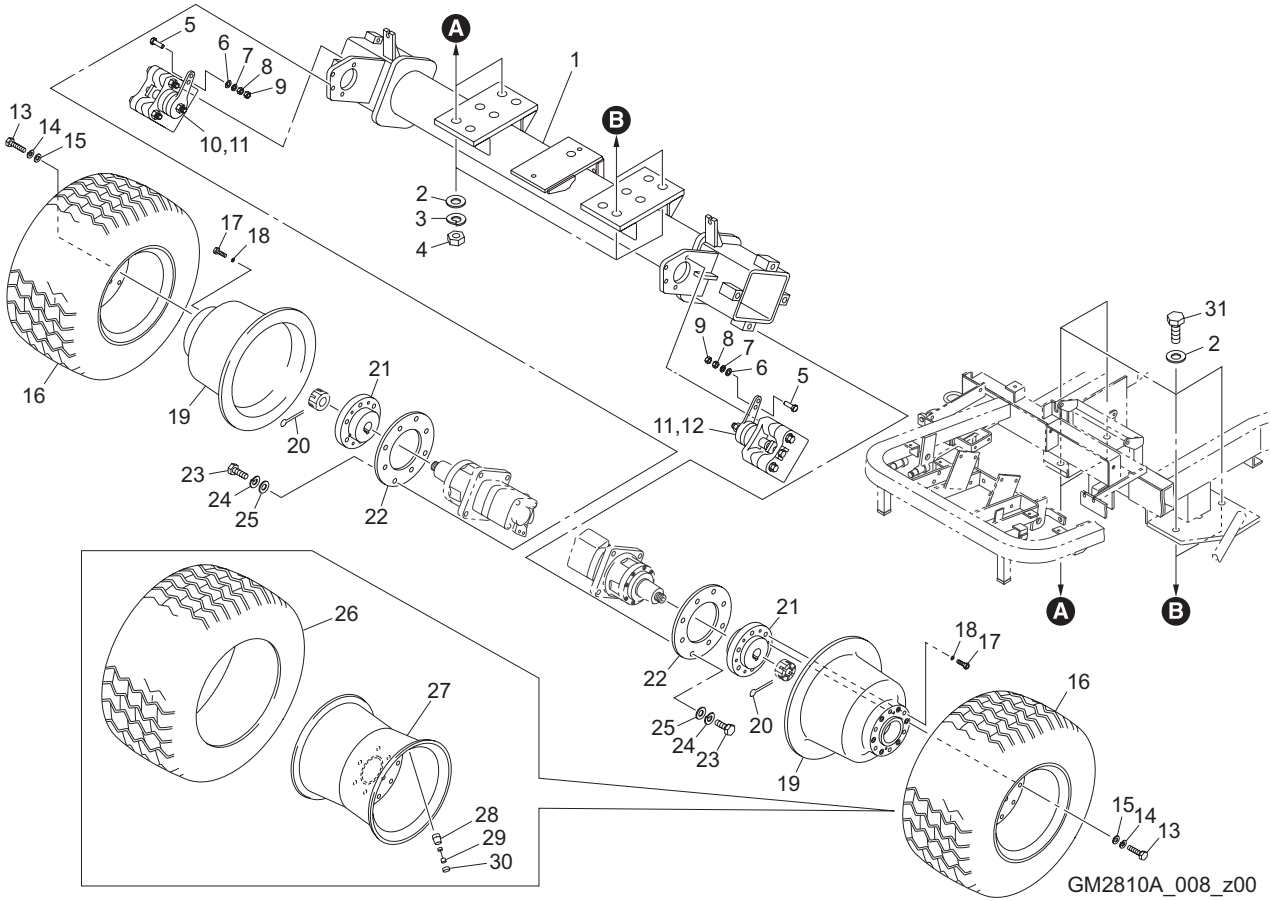


GM2810A_008_z00

Cat No.	Code No.	Part name	Qty	Remark	SN of application
8-1	LM2700-0308AD	AXLE, FRONT	1		
8-2	K5000200002	WASHER, M20	8		
8-3	K0200200002	WASHER, SPRING M20	4		
8-4	K0152200002	NUT, NYLON P1.5 M20	4		
8-5	K0000080302	BOLT, M8-30	2		
8-6	K5000080002	WASHER, M8	2		
8-7	K0200080002	WASHER, SPRING M8	2		
8-8	K0100080002	NUT, M8	2		
8-9	K0144080002	NUT, W/F-RING M8	2		
8-10	K1720000270	BRAKE ASSY, CW	1		
8-11	K1720000260-1	KIT, BRAKE LINING (REPLACEMENT)	2		
8-12	K1720000260	BRAKE ASSY, CCW	1		
8-13	K0014120652	BOLT, HT P1.5 M12-65	12		
8-14	K0200120002	WASHER, SPRING M12	12		
8-15	K5000120002	WASHER, M12	12		
8-16	K2040000830	TIRE ASSY, 29*14.00-15TL	2		11079-11663
8a-16	K2040001190	TIRE ASSY, 29*14.00-15TL	2		11664-
8-17	K001A080401	BOLT, 13T W/HEX HOLE M8-40	12		
8-18	K0215080002	WASHER, DISK SPRING 2H M8	12		
8-19	LM2700-0305ZD	DISK, BRAKE	2		
8-20	K0300040502	PIN, COTTER M4-50	2		
8-21	LM2700-0306ZD	MOUNT, WHEEL	2		
8-22	LM2700-0307Z2	PLATE, MOUNTING MOTOR	2		
8-23	K0014160402	BOLT, HT P1.5 M16-40	8		
8-24	K0200160002	WASHER, SPRING M16	8		
8-25	K5000160002	WASHER, M16	8		
8-26	K2041000400	TIRE, 29*14.00-15UL	2		
8-27	K209000083D	WHEEL, 15*13TL	2		11079-11663
8a-27	K209000107D	WHEEL, 15*12TL	2		11664-
8-28	K2097000050	VALVE, RIM TR415	2		

8. Front wheel section

GM2810A

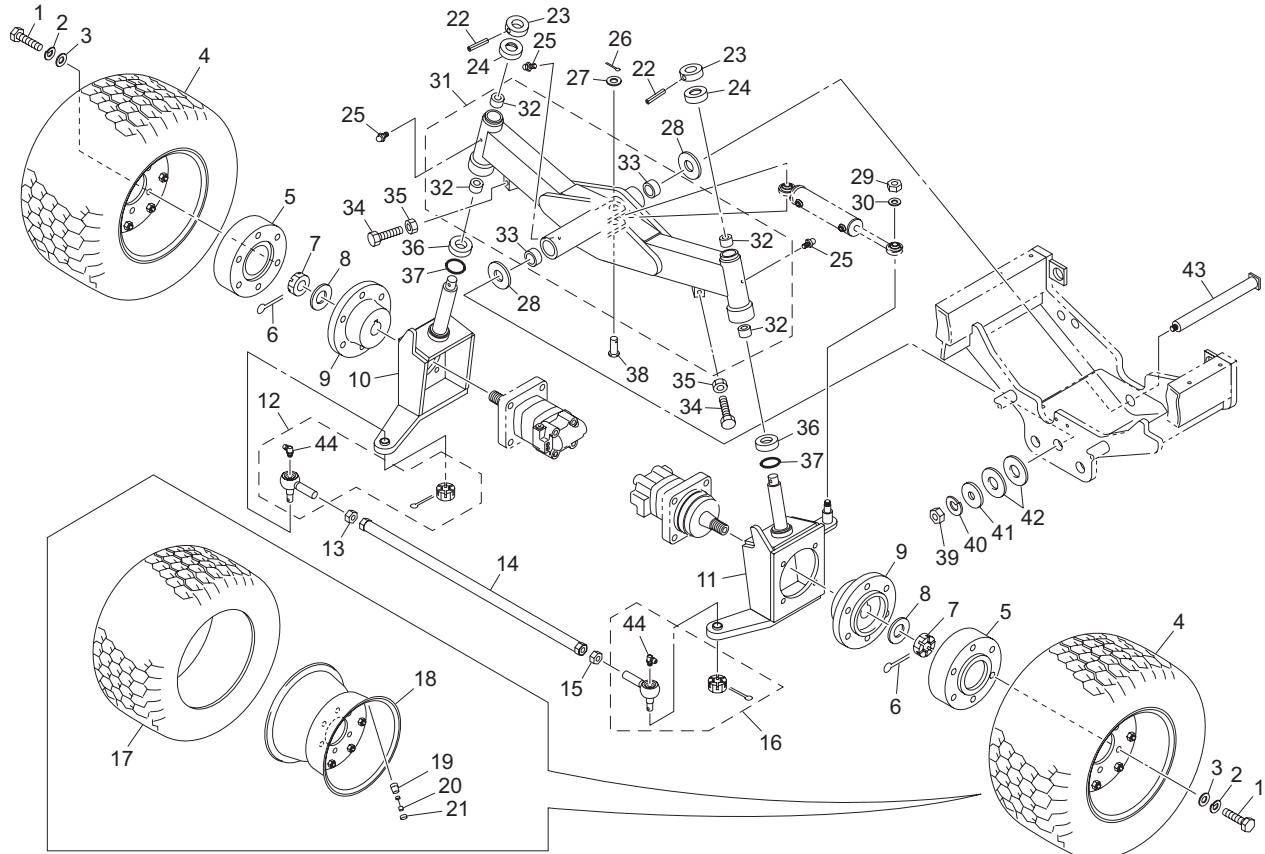


GM2810A_008_z00

Cat No.	Code No.	Part name	Qty	Remark	SN of application
8-29	K2092000020	CORE, VALVE NO.9000	2		
8-30	K2093000010	CAP, VALVE	2		
8-31	K0015200702	BOLT, HT P1.5 M20-70	4		

9. Rear wheel section

GM2810A

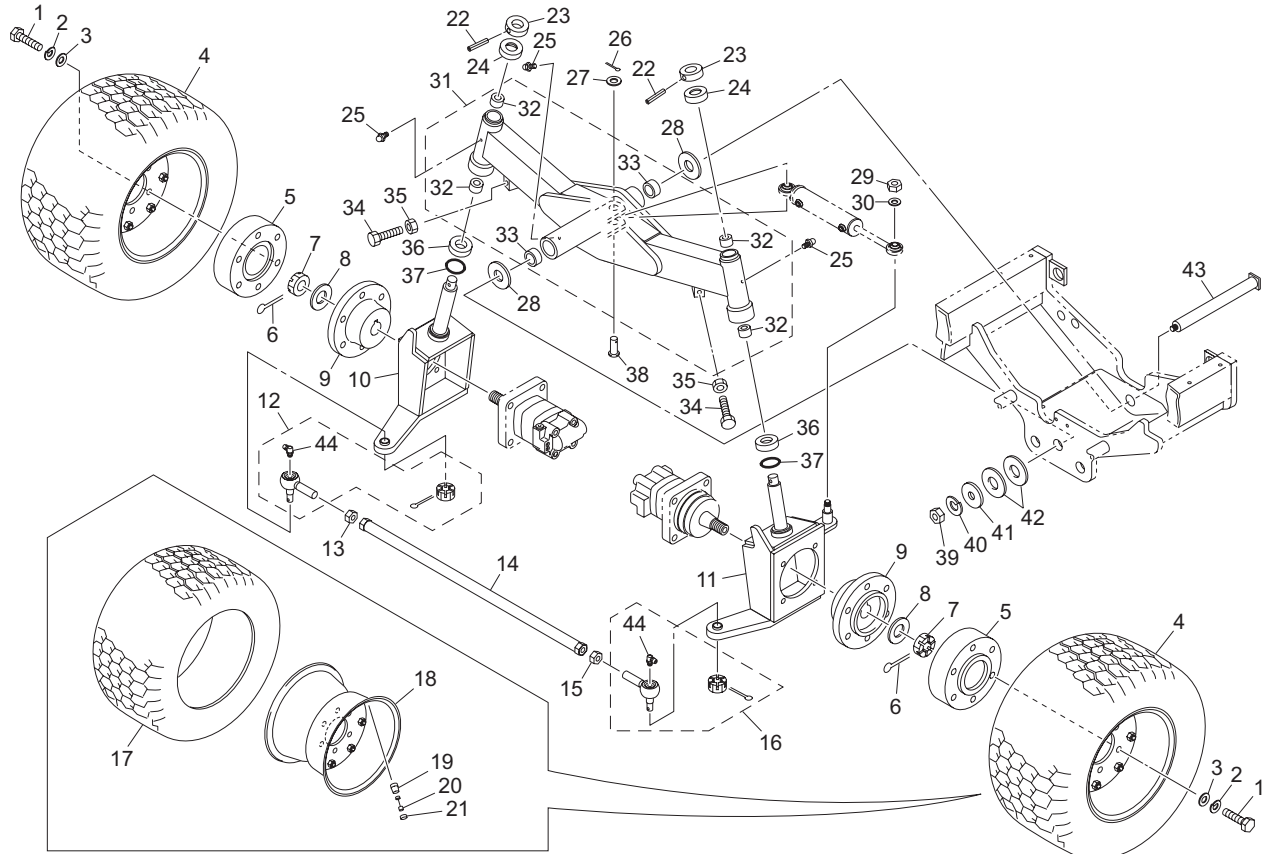


GM2810A_009_z01

Cat No.	Code No.	Part name	Qty	Remark	SN of application
9-1	K0014120652	BOLT, HT P1.5 M12-65	12		
9-2	K0200120002	WASHER, SPRING M12	12		
9-3	K5000120002	WASHER, M12	12		
9-4	K2040000910	TIRE ASSY, 20*12.00-10	2		11079-11162
9a-4	K2040001060	TIRE ASSY, K516 20*12.00-10	2		11163-
9-5	LM2700-0310ZD	SPACER, REAR WHEEL	2		
9-6	K0300050452	PIN, COTTER M5-45	2		
9-7	K0138240002	NUT, HIGH SLOTTED P1.5 M24	2		
9-8	K5000240002	WASHER, M24	2		
9-9	GM1500A0240AD	MOUNT, FRONT WHEEL 90	2		
9-10	LM2700-0303AD	KINGPIN, (RH)	1		
9-11	LM2700-0302AD	KINGPIN, (LH)	1		
9-12	K1610000020	END ASSY, TIE-ROD MALE (RH)	1		11079-11598
9a-12	K1610000030	END ASSY, TIE-ROD MALE (RH)	1		11599-
9-13	K0160000192	NUT, SPECIAL P1.5 M17	1		
9-14	LM2700-0304ZD	ROD, TIE	1		
9-15	K0160000202	NUT, LEFT-HANDED SPECIAL P1.5 M17	1		
9-16	K1611000020	END ASSY, TIE-ROD LEFT-HANDED MALE (LH)	1		11079-11598
9a-16	K1611000030	END ASSY, TIE-ROD LEFT-HANDED MALE (LH)	1		11599-
9-17	K2041000390	TIRE, 20*12.00-10RS	2		11079-11162
9a-17	K2041000570	TIRE, K516 20*12.00-10	2		11163-
9-18	K209000094D	WHEEL, 10*8.5	2		
9-19	K2097000060	VALVE, RIM TR412	2		
9-20	K2092000020	CORE, VALVE NO.9000	2		
9-21	K2093000010	CAP, VALVE	2		
9-22	K0320080501	PIN, SPRING M8-50	2		
9-23	K6213000113	COLLAR, W/HOLE M25-50-20	2		
9-24	K6204000383	LID	2		
9-25	K1440000010	GREASE NIPPLE, STRAIGHT TYPE A	3		
9-26	K0300032402	PIN, COTTER M3.2-40	1		

9. Rear wheel section

GM2810A

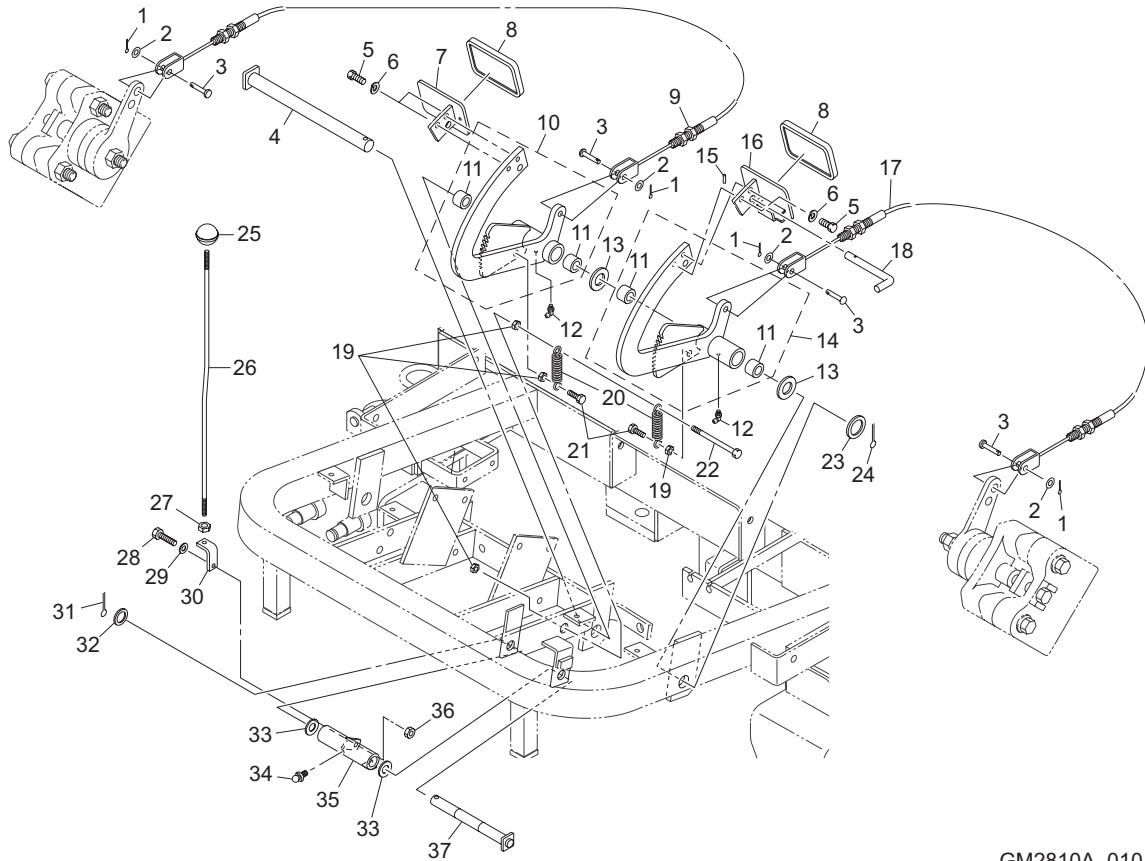


GM2810A_009_z01

Cat No.	Code No.	Part name	Qty	Remark	SN of application
9-27	K5012320402	WASHER, SPCC 2.3-20-40	1		
9-28	K5051030500	WASHER, C5191P 1-30-50	2		
9-29	K0145140002	NUT, W/F-RING M14 P1.5	1		
9-30	K0215140001	WASHER, DISK SPRING 2H M14	1		
9-31	GM2800-0302ZD	PIVOT	1		
9-32	K6000000500	BUSH, COPPER 35-42-35	4		
9-33	K6000000080	BUSH, COPPER 30-36-30	2		
9-34	K0010120502	BOLT, HT M12-50	2		
9-35	K0159000052	NUT, SMALL M12	2		
9-36	K0640511070	BEARING, BALL THRUST 51107	2		
9-37	K0880048000	O-RING, P48	2		
9-38	K6031200568	PIN, FLAT HEAD HT M20-56	1		
9-39	K0100160002	NUT, M16	1		
9-40	K0200160002	WASHER, SPRING M16	1		
9-41	K5073216352	WASHER, SPHC 3.2-16-35	1		
9-42	K5011030422	WASHER, SPCC 1-30-42	2		
9-43	K7147000258	SHAFT, W/M16 THREAD 30316	1		
9-44	K1440000020	GREASE NIPPLE, TYPE C	2		11599-

10. Pedal section A

GM2810A

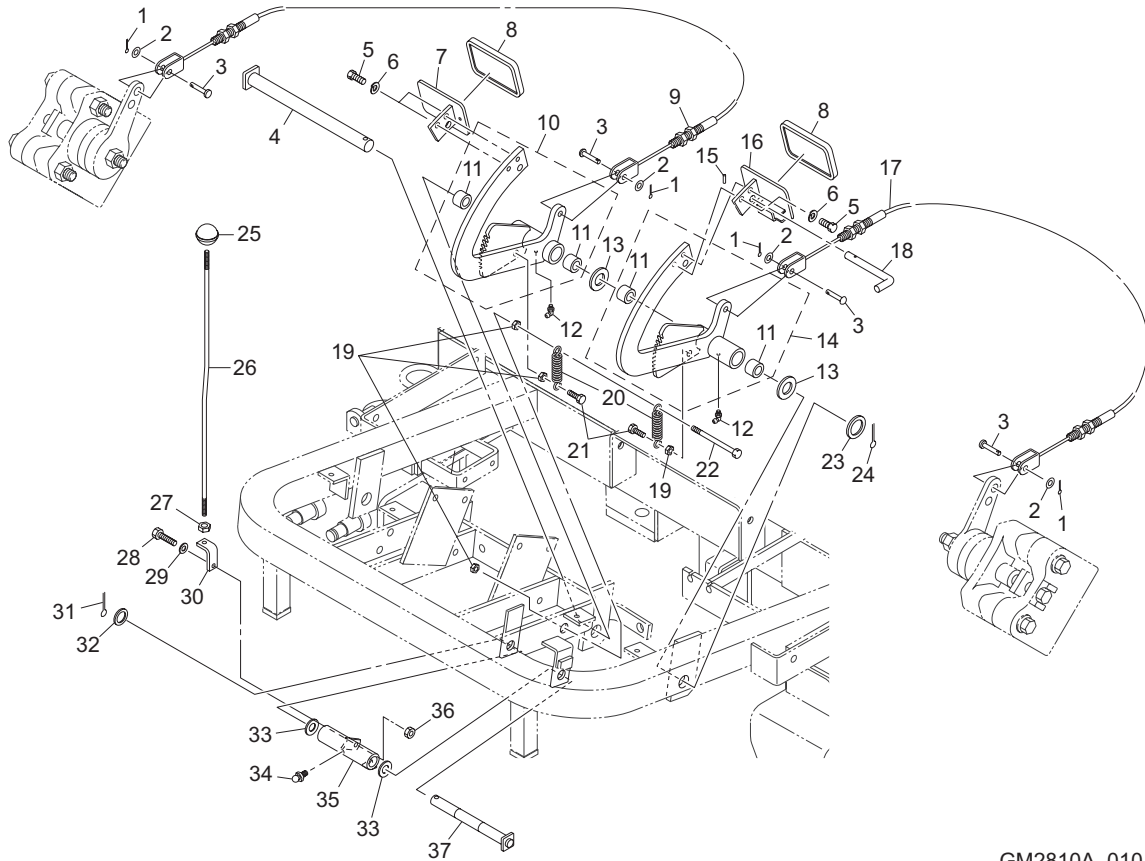


GM2810A_010_z01

Cat No.	Code No.	Part name	Qty	Remark	SN of application
10-1	K0300020202	PIN, COTTER M2-20	4		
10-2	K5000080002	WASHER, M8	4		
10-3	K6031080222	PIN, FLAT HEAD HT M8-22	4		
10-4	LM2700-0411Z2	SHAFT, PEDAL	1		
10-5	K0000080202	BOLT, M8-20	4		
10-6	K0200080002	WASHER, SPRING M8	4		
10-7	GM2800-0403AD	PEDAL, (RH)	1		
10-8	K4050000050	RUBBER, FOR PEDAL 70100	2		
10-9	K1120238000	WIRE, BRAKE 2380	1		
10-10	GM2800-0401ZD	PEDAL, BRAKE (RH)	1		
10-11	K6000000280	BUSH, 20-24-20	4		
10-12	K1440000020	GREASE NIPPLE, TYPE C	2		
10-13	K5051020320	WASHER, C5191P 1-20-32	2		
10-14	GM2800-0402ZD	PEDAL, BRAKE (LH)	1		
10-15	K0320030251	PIN, SPRING M3-25	1		
10-16	GM2800-0404AD	PEDAL, (LH)	1		
10-17	K1120205500	WIRE, BRAKE 2055	1		
10-18	GM2800-0405Z2	LEVER, PEDAL	1		
10-19	K0100100002	NUT, M10	4		
10-20	K1020000088	SPRING, W/ROUND HOOK M2.3-17-78	2		
10-21	K0000100202	BOLT, M10-20	2		
10-22	K0013101202	BOLT, HT M10-120	1		
10-23	K5012320402	WASHER, SPCC 2.3-20-40	1		
10-24	K0300032402	PIN, COTTER M3.2-40	1		
10-25	K1301000050	GRIP, PLASTIC LEVER	1		11079-11155
10a-25	K1301000250	GRIP, PLASTIC LEVER	1		11156-
10-26	LM2700-0407Z2	SHAFT, LOCKING	1		
10-27	K0100080002	NUT, M8	1		
10-28	K0000060202	BOLT, M6-20	1		
10-29	K5000060002	WASHER, M6	1		

10. Pedal section A

GM2810A

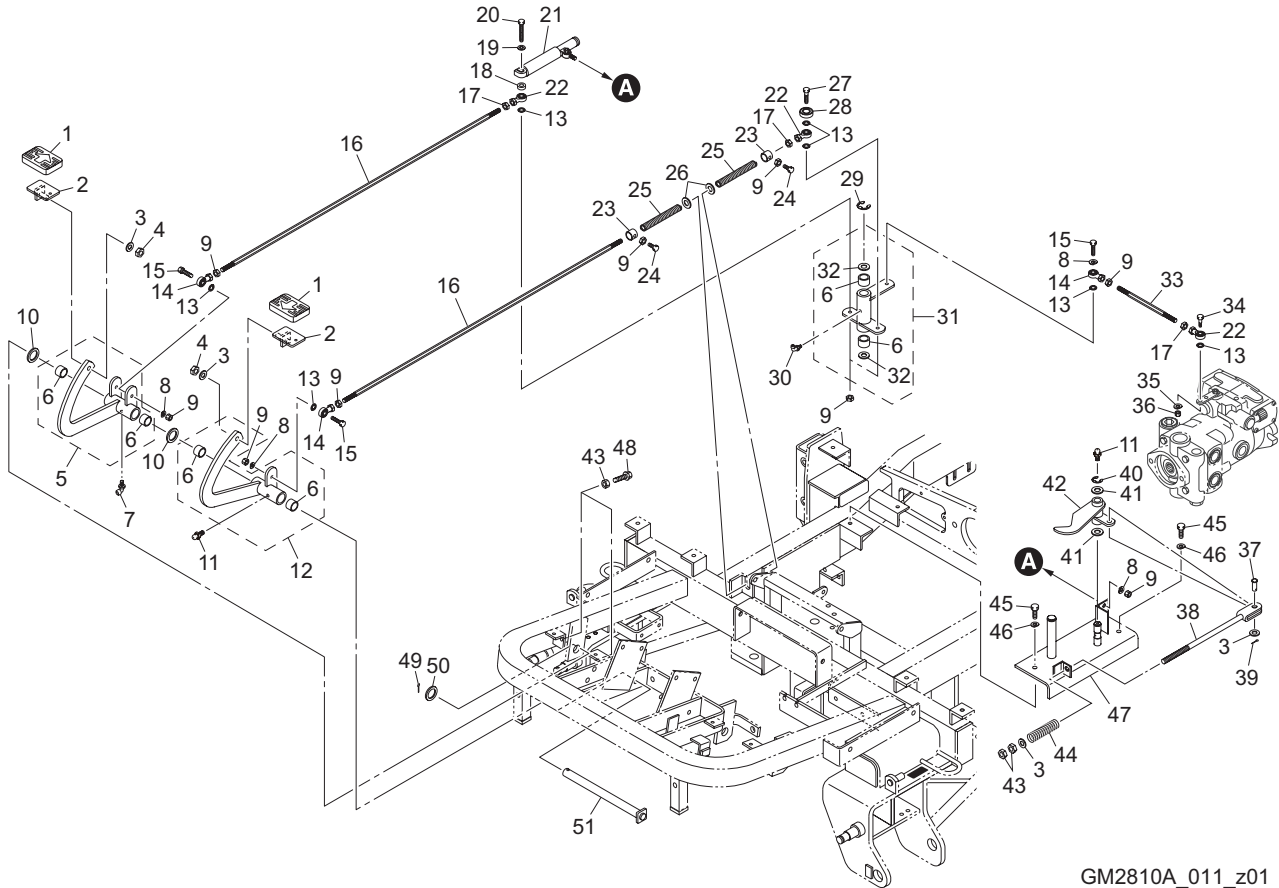


GM2810A_010_z01

Cat No.	Code No.	Part name	Qty	Remark	SN of application
10-30	LM2700-0406ZD	ANGLE, LOCK SHAFT	1		
10-31	K0300032252	PIN, COTTER M3.2-25	1		
10-32	K5012316282	WASHER, SPCC 2.3-16-28	1		
10-33	K5011016222	WASHER, SPCC 1-16-22	1-2	for adjustment	
10-34	K1440000010	GREASE NIPPLE, STRAIGHT TYPE A	1		
10-35	LM2700-0404ZD	MOUNT, BRAKE SHAFT	1		
10-36	K0144060002	NUT, W/F-RING M6	1		
10-37	LM2700-0410Z2	SHAFT, BRAKE	1		

11. Pedal section B

GM2810A

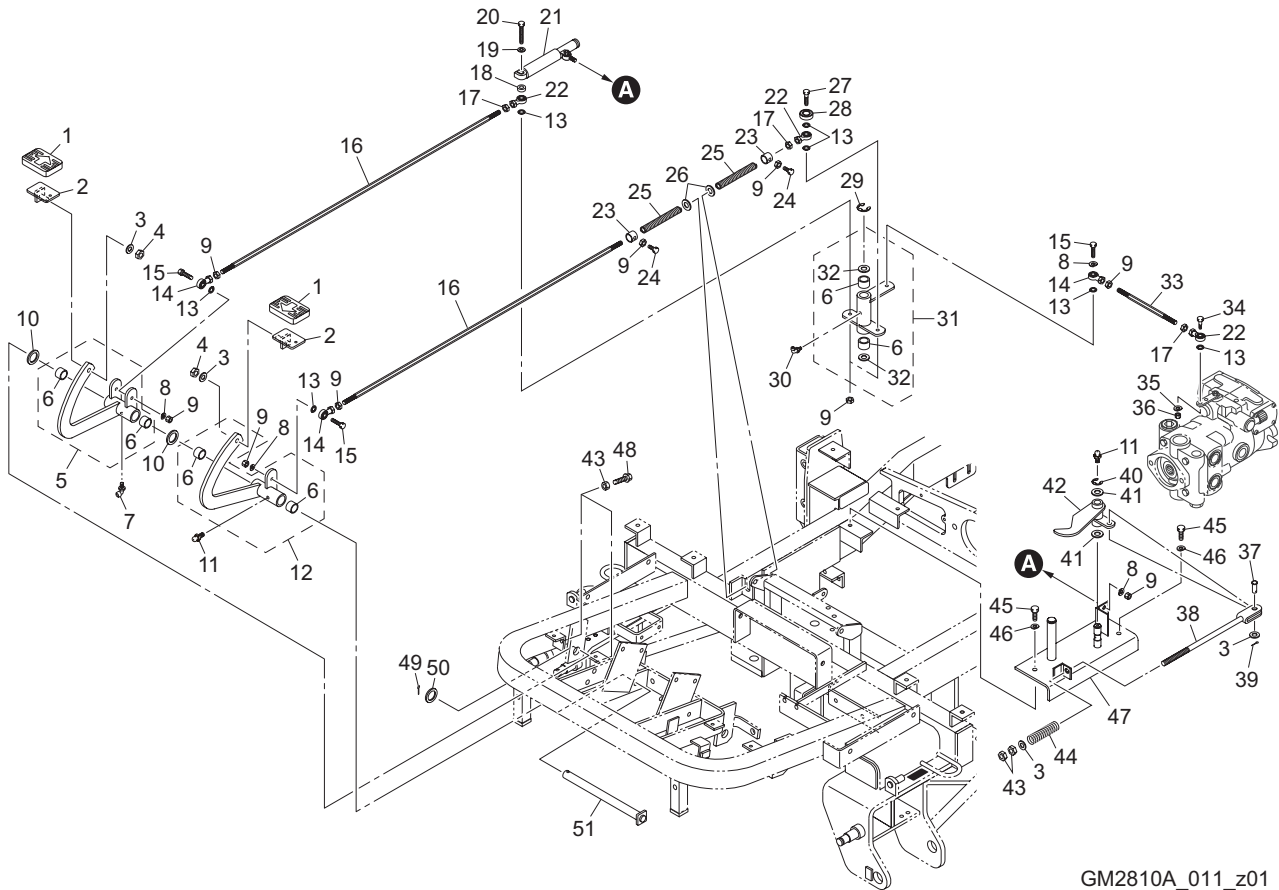


GM2810A_011_z01

Cat No.	Code No.	Part name	Qty	Remark	SN of application
11-1	LM2700-0420Z0	RUBBER, PEDAL 5575	2		
11-2	LM2700-0408AD	PEDAL, B	2		
11-3	K5000100002	WASHER, M10	4		
11-4	K0144100002	NUT, W/F-RING M10	2		
11-5	LM2700-0402AD	PEDAL, BACKWARD	1		
11-6	K6000000280	BUSH, 20-24-20	6		
11-7	K1440000020	GREASE NIPPLE, TYPE C	1		
11-8	K0200080002	WASHER, SPRING M8	4		
11-9	K0100080002	NUT, M8	10		
11-10	K5051020320	WASHER, C5191P 1-20-32	2		
11-11	K1440000010	GREASE NIPPLE, STRAIGHT TYPE A	2		
11-12	GM2800-0406AD	PEDAL, FORWARD	1		
11-13	K5073208202	WASHER, SPHC 3.2-8-20	7		
11-14	K1601080000	JOINT, SPHERICAL PHS8	3		
11-15	K0000080302	BOLT, M8-30	3		
11-16	LM2700-0415Z2	ROD, THREADED 875	2		
11-17	K0180080002	NUT, LEFT-HANDED M8	3		
11-18	K6212003262	COLLAR, STKM M8.5-14-8	1		
11-19	K5000080002	WASHER, M8	1		
11-20	K0003080552	BOLT, M8-55	1		
11-21	K3380000010	DAMPER, FOR LEVER	1		
11-22	K16010800L0	JOINT, SPHERICAL PHS8LA	3		
11-23	K6218000012	COLLAR, TAPPED M12-22-20	2		
11-24	K0000080202	BOLT, M8-20	2		
11-25	K1000000558	SPRING, COMPRESSION M2-18-100	2		
11-26	K5000120002	WASHER, M12	2		
11-27	LM2700-0418Z2	BOLT, SPECIAL W/M8	1		
11-28	K0608006290	BEARING, BALL SEAL 2RS 629	1		
11-29	K0400015002	RING, RETAINING E M15	1		
11-30	K1440000030	GREASE NIPPLE, TYPE B	1		

11. Pedal section B

GM2810A

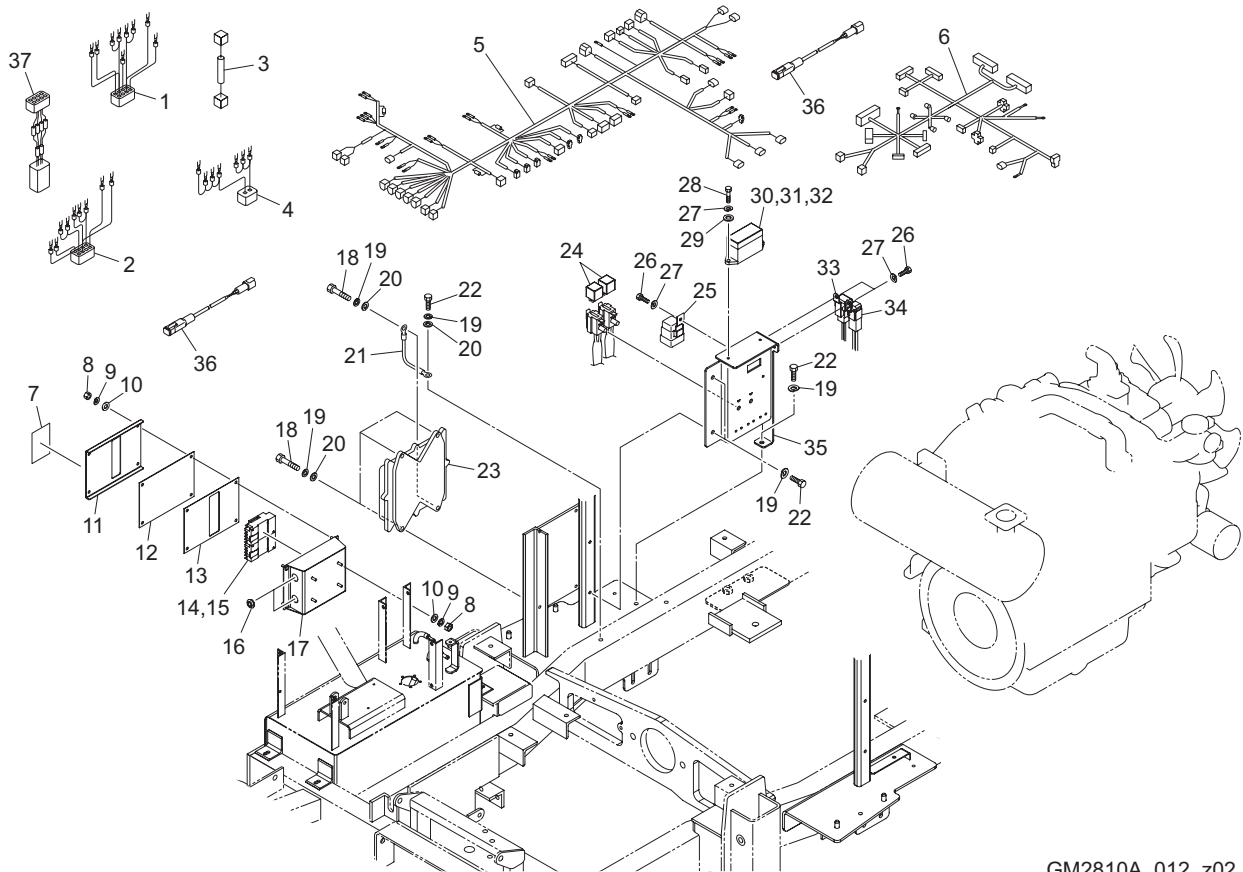


GM2810A_011_z01

Cat No.	Code No.	Part name	Qty	Remark	SN of application
11-31	LM2700-0413Z2	LEVER, CONTROLLING PUMP	1		
11-32	K5011020472	WASHER, SPCC 1-20-47	2		
11-33	LM2700-0416Z2	ROD, THREADED 170	1		
11-34	LM2700-0417Z2	BOLT, SPECIAL W/M6	1		
11-35	K0200060002	WASHER, SPRING M6	1		
11-36	K0100060002	NUT, M6	1		
11-37	K6031100258	PIN, FLAT HEAD HT M10-25	1		
11-38	LM2700-0419Z2	ADJUSTER, LEVER	1		
11-39	K0300025202	PIN, COTTER M2.5-20	1		
11-40	K0400012002	RING, RETAINING E M12	1		
11-41	K5011016222	WASHER, SPCC 1-16-22	2		
11-42	LM2700-0412Z2	LEVER, NEUTRALIZING PUMP	1		
11-43	K0100100002	NUT, M10	4		
11-44	K100000082D	SPRING, COMPRESSION M2.6-17.2-70	1		
11-45	K0000100152	BOLT, M10-15	2		
11-46	K0200100002	WASHER, SPRING M10	2		
11-47	LM2700-0414Z2	FITTING, NEUTRALIZING PUMP	1		
11-48	K0000100352	BOLT, M10-35	2		
11-49	K0300032402	PIN, COTTER M3.2-40	1		
11-50	K5012320402	WASHER, SPCC 2.3-20-40	1		
11-51	LM2700-0411Z2	SHAFT, PEDAL	1		

12. Engine section A

GM2810A

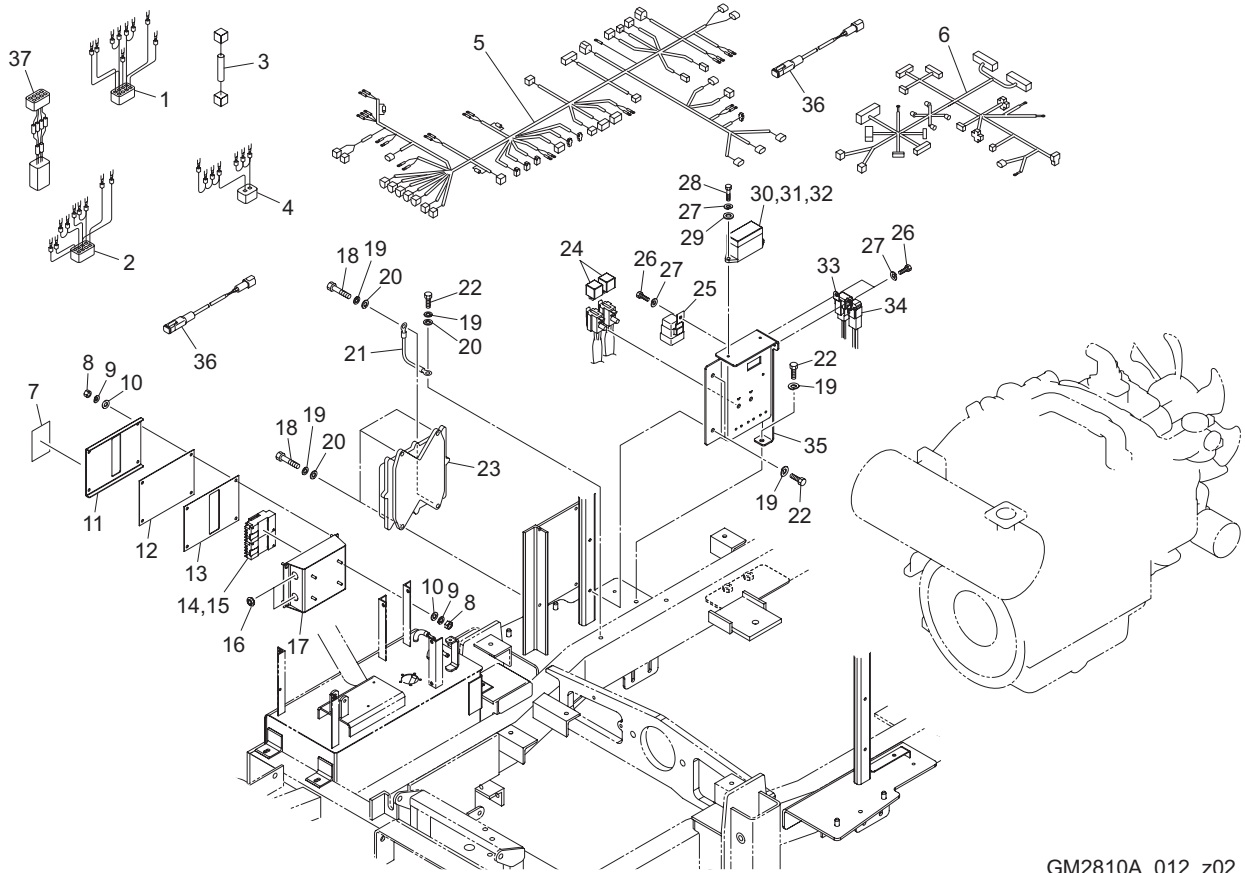


GM2810A_012_z02

Cat No.	Code No.	Part name	Qty	Remark	SN of application
12-1	GM2800-0536Z0	LINE, RELAY A	1		
12-2	GM2800-0537Z0	LINE, RELAY B	1		
12-3	K3690000180	CONTROLLER COMP, INITIAL RESET H	1		
12-4	GM2800-0511Z0	LINE, RELAY C	1		
12-5	GM2810A0502A0	HARNESS, MAIN	1		11079-11161
12a-5	GM2810A0502B0	HARNESS, MAIN	1		11162-11293
12b-5	GM2810A0502C0	HARNESS, MAIN	1		11294-11665
12c-5	GM2810A0509Z0	HARNESS, MAIN	1		11666-
12-6	GM2810A0501Z0	HARNESS, INTERMEDIATE	1		11079-11355
12a-6	GM2810A0501A0	HARNESS, INTERMEDIATE	1		11356-
12-7	GM2800-0560Z0	DECAL, RELAY	1		
12-8	K0100050002	NUT, M5	8		
12-9	K0200050002	WASHER, SPRING M5	8		
12-10	K5000050002	WASHER, M5	8		
12-11	GM2800-0519ZD	COVER, BOX	1		
12-12	GM2800-0518Z0	BOARD, ACRYLIC M 1.5-134189	1		
12-13	GM2800-0517Z0	PACKING, RUBBER 1-134189	1		
12-14	K3680000030	RELAY BOX, G6B-4CB	2		
12-15	G6B2114P-US-P6B	RELAY, FOR TERMINAL G6B-4CB	1-8		
12-16	K0900300200	GROMMET, W/SEALING C30SG20A	2		
12-17	GM2800-0570AD	BOX, RELAY	1		
12-18	K0000080202	BOLT, M8-20	4		
12-19	K0200080002	WASHER, SPRING M8	9		
12-20	K5000080002	WASHER, M8	6		
12-21	K3620001000	WIRE, TO EARTH AV3-160	1		
12-22	K0000080152	BOLT, M8-15	4		
12-23	PF1H030-5909-0	ECU, SUB-ASSY(03-OEM)	1		
12-24	PF1J423-6023-3	RELAY	2		
12-25	PFRP421-5373-0	RELAY ASSY, GLOW	1		
12-26	K0000060102	BOLT, M6-10	3		

12. Engine section A

GM2810A

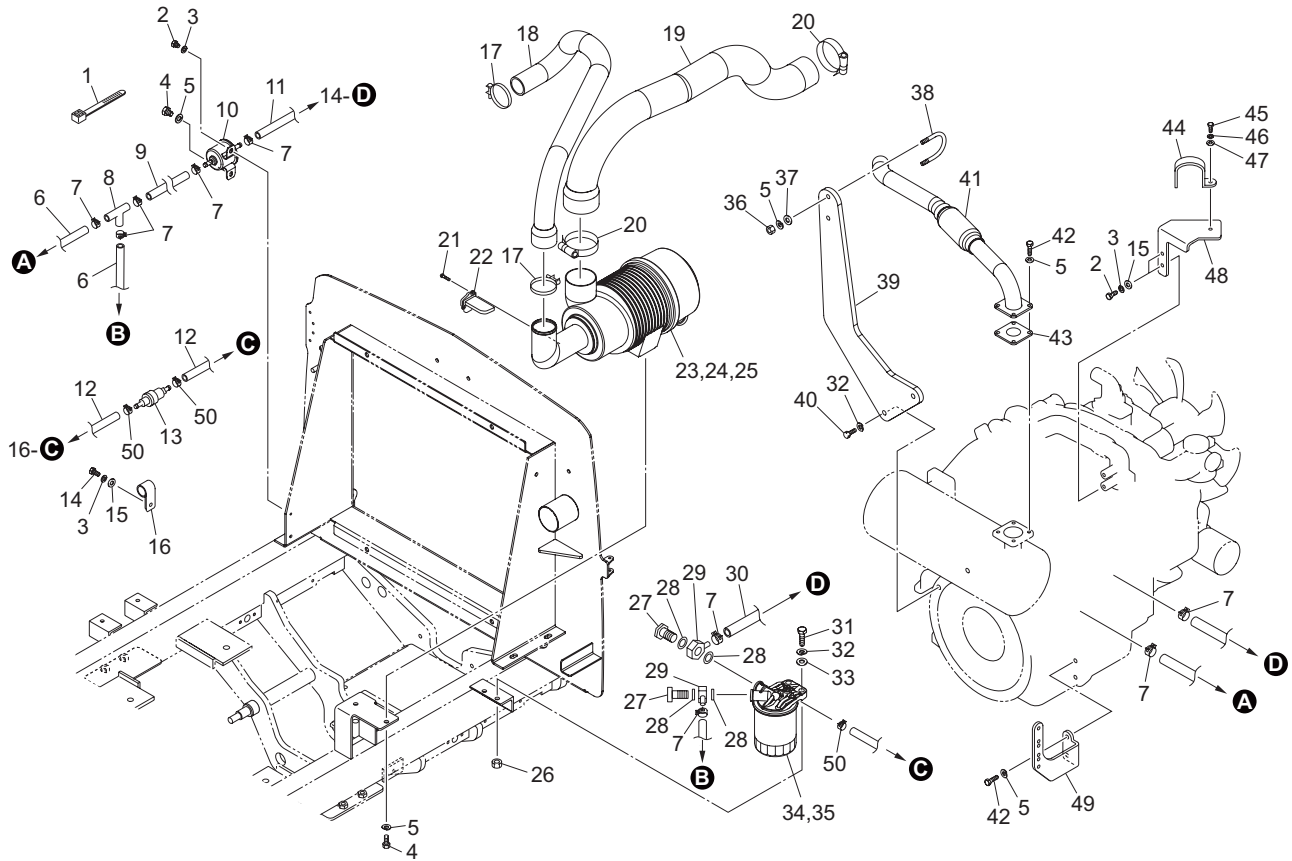


GM2810A_012_z02

Cat No.	Code No.	Part name	Qty	Remark	SN of application
12-27	K0200060002	WASHER, SPRING M6	5		
12-28	K0000060202	BOLT, M6-20	2		
12-29	K5000060002	WASHER, M6	2		
12-30	K3630000090	FUSE BLOCK, MINI 10P-A	1		
12-31	K3631000070	FUSE, MINI BLADE 5A	7		
12-32	K3631000110	FUSE, MINI BLADE 15A	2		
12-33	K3630000160	FUSE BLOCK, FUSIBLE LINK 30A	1		
12-34	K3630000150	FUSE BLOCK, FUSIBLE LINK 50A	1		
12-35	GM2810-0506ZD	MOUNT, ELECTRIC COMPONENT	1		
12-36	GM2810-0517Z0	HARNESS, EXTENSION	2		11294-
12-37	GM2810A0510Z0	FUSE, WIRE	1		11739-

13. Engine section B

GM2810A

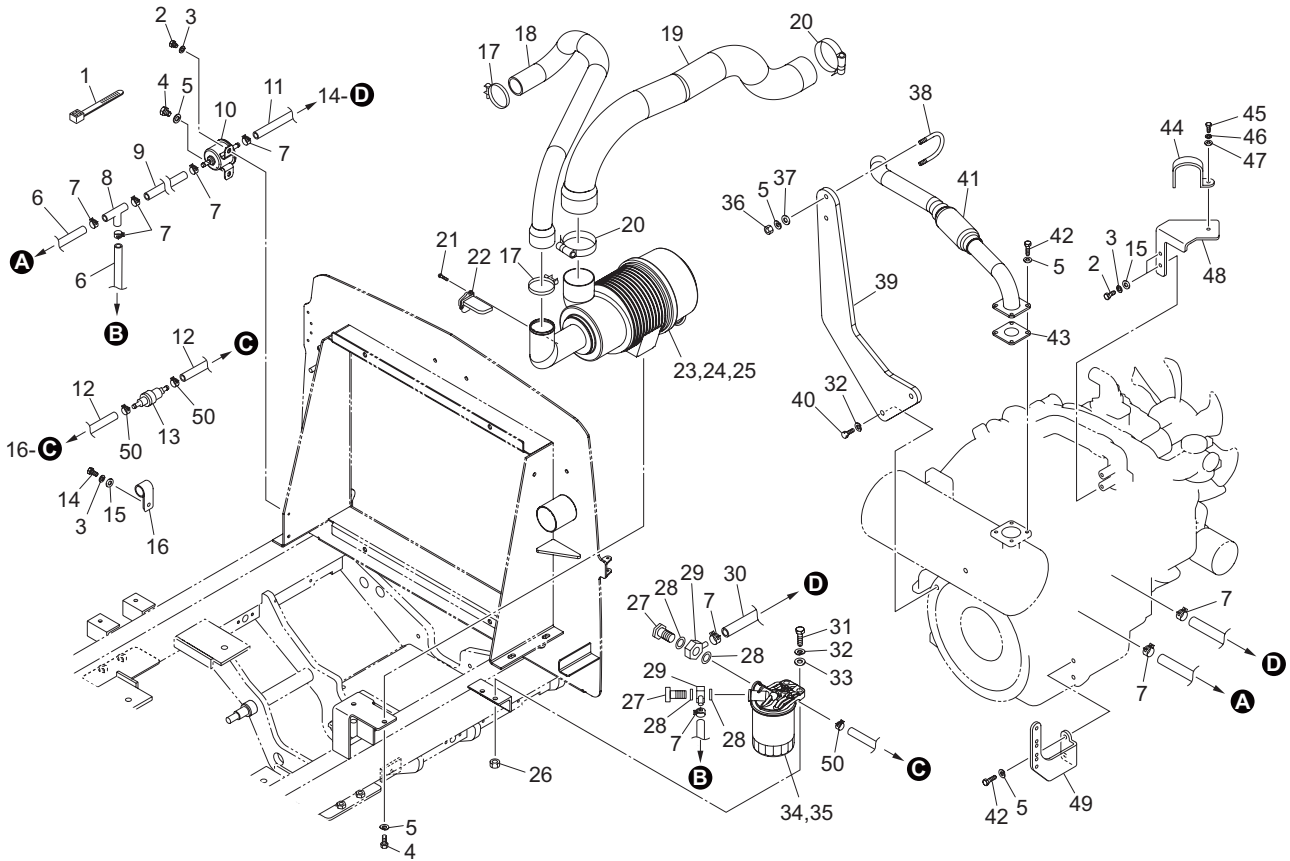


GM2810A_013_z01

Cat No.	Code No.	Part name	Qty	Remark	SN of application
13-1	K4241000110	BAND, PLASTIC T50R-DH-W	5		11079-11598
13a-1	K4241000110	BAND, PLASTIC T50R-DH-W	3		11599-
13-2	K0000060152	BOLT, M6-15	3		
13-3	K0200060002	WASHER, SPRING M6	4		
13-4	K0000080152	BOLT, M8-15	3		
13-5	K0200080002	WASHER, SPRING M8	11		
13-6	K3180003500	HOSE, FUEL 8*1B350	2		
13-7	K4260000172	CLAMP, HOSE KS-11-19	9		
13-8	PF3N600-42170	CONNECTOR	1		
13-9	K3180011000	HOSE, FUEL 8*1B1100	1		
13-10	PF1G377-5203-0	PUMP ASSY, FUEL	1		
13-11	K3180002900	HOSE, FUEL 8*1B290	1		11079-11127
13a-11	K3180003000	HOSE, FUEL 8*1B300	1		11128-
13-12	K3182016500	HOSE, FUEL 4*1B1650	2		
13-13	PF1G911-4246-2	VALVE	1		
13-14	K0000060202	BOLT, M6-20	1		
13-15	K5000060002	WASHER, M6	3		
13-16	K4270022060	CLIP, HARNESS 22 M6	1		
13-17	K4261044000	CLAMP, HOSE PARKER 29-76	2		
13-18	GM2810-0510Z0	HOSE, AIR CLEANER B	1		
13-19	GM2810-0509Z0	HOSE, SUCTION A	1		
13-20	K4261056000	CLAMP, HOSE PARKER 54-100	2		
13-21	PF03054-50412	SCREW, ROUND HEAD	2		
13-22	PF1J520-1070-0	SENSOR (AIR FLOW)	1		
13-23	PF1K987-1101-3	AIR CLEANER ASSY	1		
13-24	PF59800-2611-0	AIR CLEANER ELEMENT ASSY	1		
13-25	PF3A111-1913-0	AIR CLEANER ELEMENT (INNER)	1		
13-26	K0100100002	NUT, M10	2		
13-27	PF16541-9579-1	BOLT, COUPLING	2		
13-28	PF17105-3368-0	PACKING	4		

13. Engine section B

GM2810A

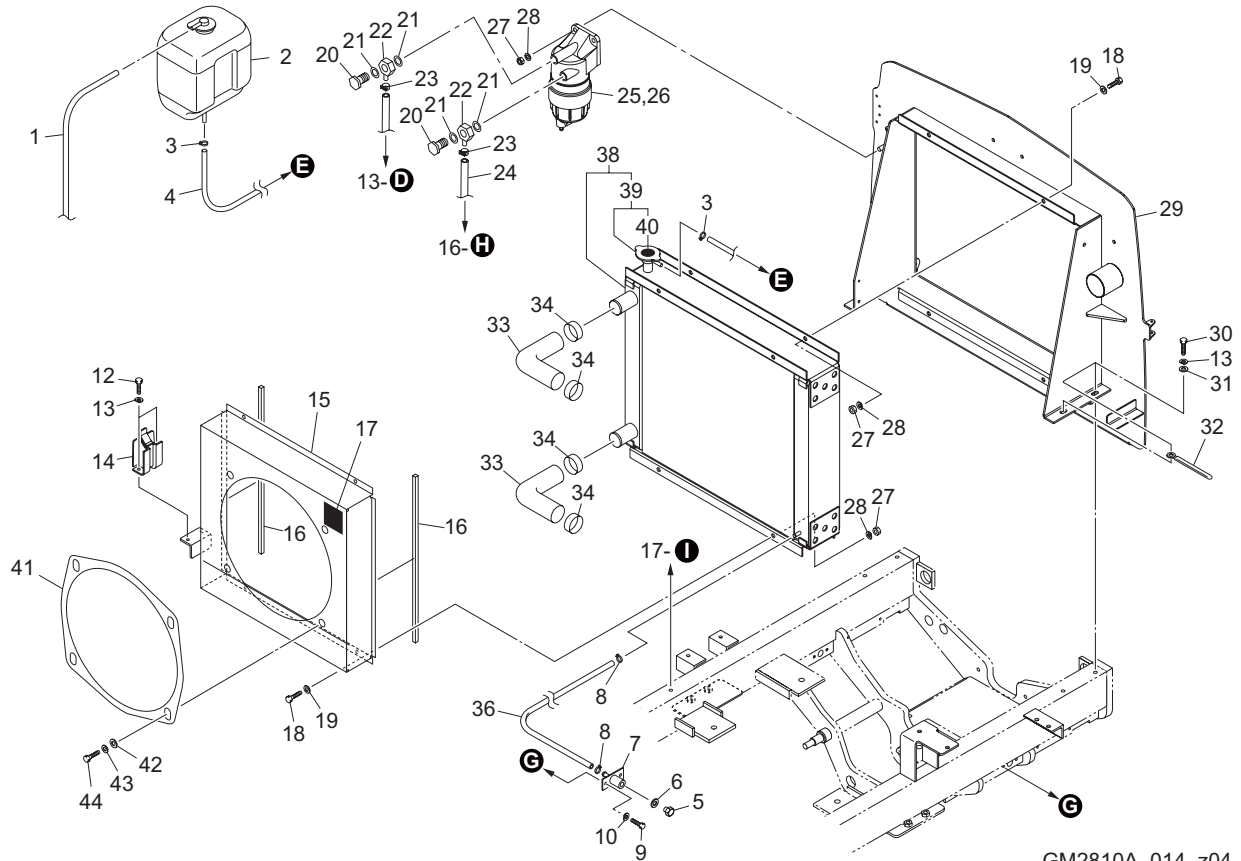


GM2810A_013_z01

Cat No.	Code No.	Part name	Qty	Remark	SN of application
13-29	PF15401-95693	JOINT, PIPING	2		
13-30	K3180001900	HOSE, FUEL 8*1B190	1		11079-11127
13a-30	K3180002000	HOSE, FUEL 8*1B200	1		11128-
13-31	K0000100352	BOLT, M10-35	2		
13-32	K0200100002	WASHER, SPRING M10	4		
13-33	K5000100002	WASHER, M10	2		
13-34	PF1J331-4301-2	FILTER ASSY, FUEL	1		
13-35	PF1J521-43172	FILTER CARTRIDGE	1		
13-36	K0100080002	NUT, M8	2		
13-37	K5000080002	WASHER, M8	2		
13-38	K0073000052	BOLT, W/F-RING M8-40A	1		
13-39	GM2810-0504ZD	STAY, MUFFLER	1		
13-40	K0000100252	BOLT, M10-25	2		
13-41	GM2810-0505ZU	PIPE, TAIL	1		
13-42	K0000080202	BOLT, M8-20	6		
13-43	PFT0070-1642-0	GASKET, MUFFLER	1		
13-44	K4260000252	CLAMP, HOSE SBKNS54	1		
13-45	K0000050102	BOLT, M5-10	1		
13-46	K0200050002	WASHER, SPRING M5	1		
13-47	K5000050002	WASHER, M5	1		
13-48	GM2810-0512Z2	BRACKET, HOSE	1		
13-49	GM2810-0513Z2	BRACKET, MIDDLE HARNESS	1		
13-50	K4260000150	CLAMP, HOSE 12	3		

14. Engine section C

GM2810A

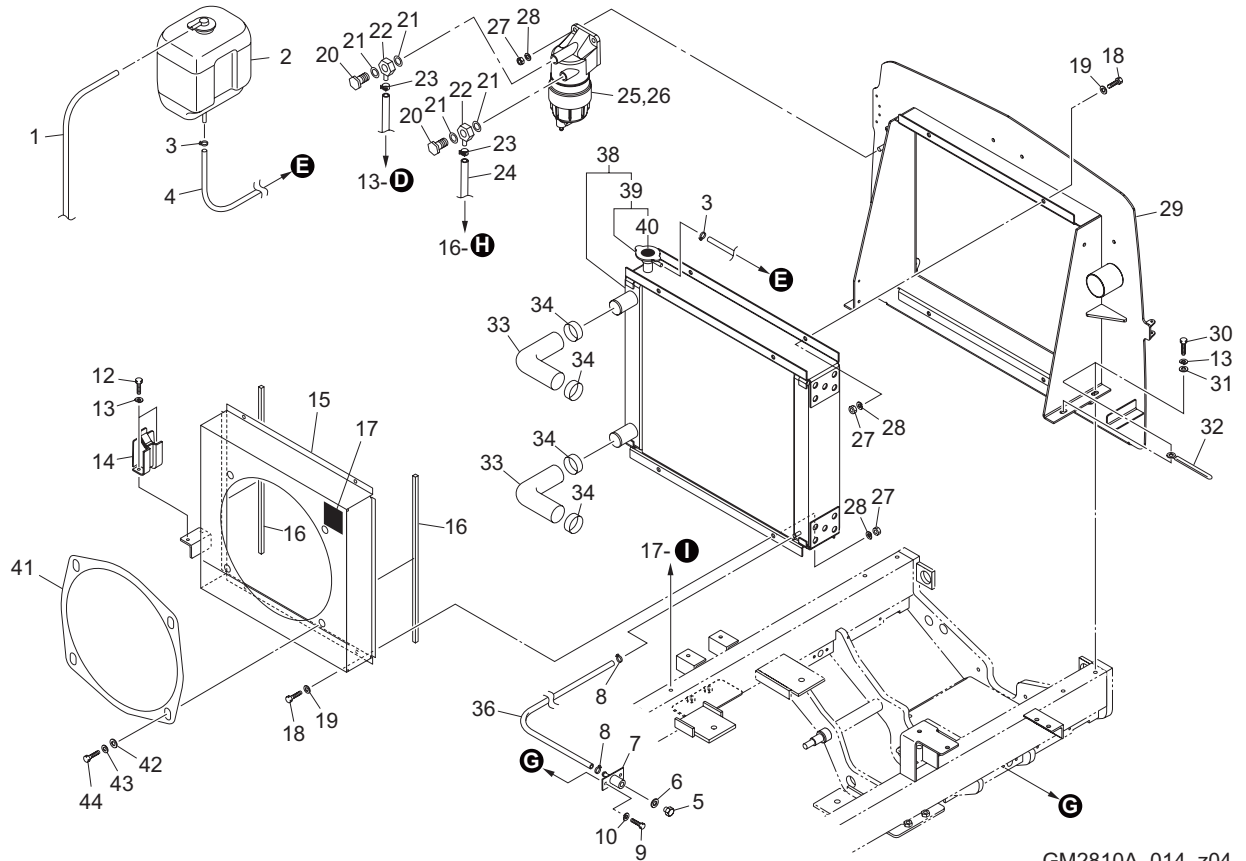


GM2810A_014_z04

Cat No.	Code No.	Part name	Qty	Remark	SN of application
14-1	GM2800-0528Z0	HOSE, DRAIN 700	1		
14-2	PF15501-7240-0	TANK ASSY, RESERVE	1		
14-3	PF15501-7247-0	CLIP, PIPE	2		
14-4	GM2800-0527Z0	HOSE, DRAIN 950	1		
14-5	LM2700-0563Z0	PLUG, DRAIN	1		
14-6	LM2700-0562Z0	PACKING, 995714120	1		
14-7	LM2700-0561Z2	JOINT, TER39280AB	1		
14-8	K4260000150	CLAMP, HOSE 12	2		
14-9	K0000060152	BOLT, M6-15	2		
14-10	K0200060002	WASHER, SPRING M6	2		
14-11					
14-12	K0000080152	BOLT, M8-15	2		
14-13	K0200080002	WASHER, SPRING M8	6		
14-14	PF15527-7246-0	STAY, RESERVE TANK	1		
14-15	GM2800-0567AD	SHROUD	1		11079-11453
14a-15	GM2800A0507ZD	SHROUD	1		11454-
14-16	K4220000230	SPONGE, URETHAN 10-10-500	2		
14-17	K4205001530	DECAL, CAUTION ROTATING OBJECT	1		
14-18	K0000100202	BOLT, M10-20	8		
14-19	K5000100002	WASHER, M10	8		
14-20	PF16541-9579-1	BOLT, COUPLING	2		
14-21	PF17105-3368-0	PACKING	4		
14-22	PF15401-95693	JOINT, PIPING	2		
14-23	K4260000172	CLAMP, HOSE KS-11-19	2		
14-24	K3180018600	HOSE, FUEL 8*1B1860	1		
14-25	PF1K987-4335-0	FILTER ASSY, SEPARATOR	1		
14-26	PF1J520-43060	ELEMENT ASSY, FILTER	1		
14-27	K0100100002	NUT, M10	10		
14-28	K0200100002	WASHER, SPRING M10	10		
14-29	GM2810-0502AD	FRAME, MOUNTING RADIATOR	1		11079-11127

14. Engine section C

GM2810A

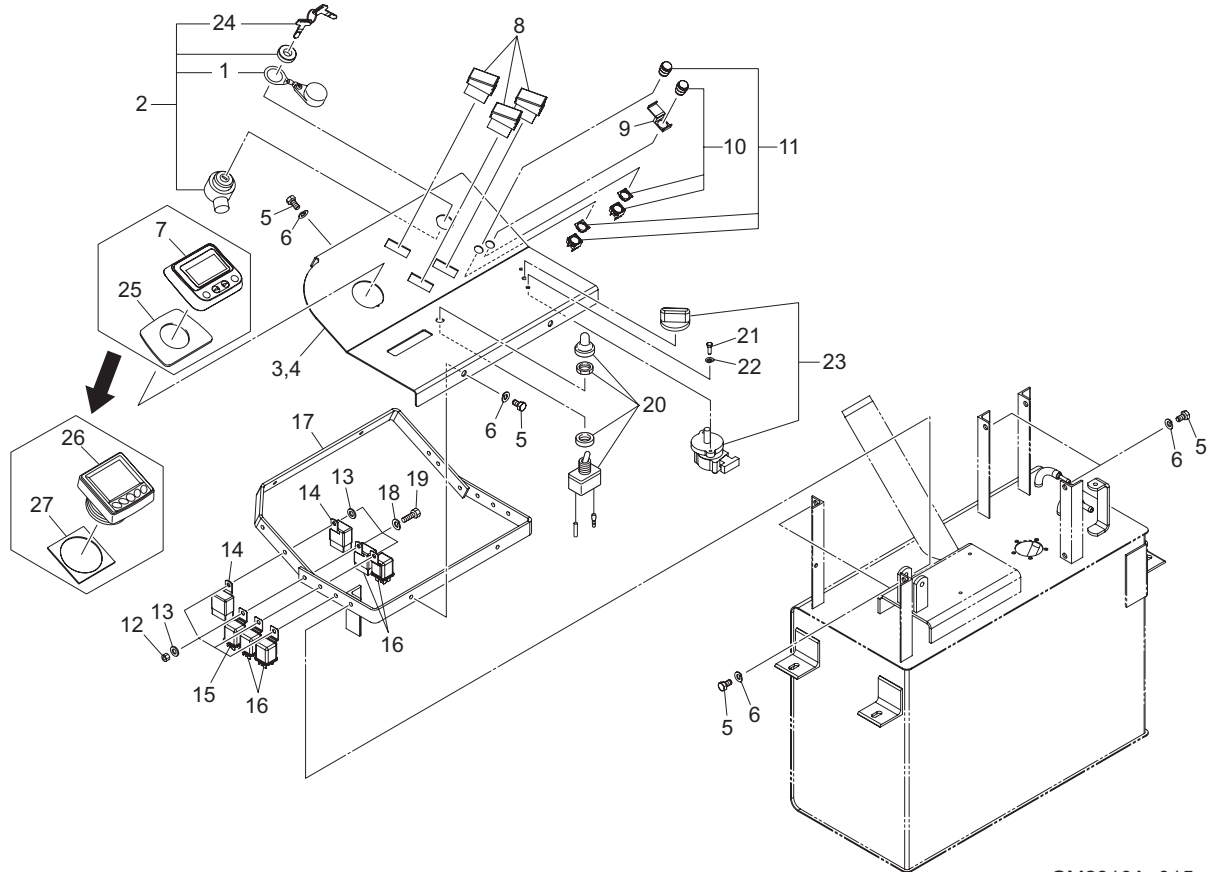


GM2810A_014_z04

Cat No.	Code No.	Part name	Qty	Remark	SN of application
14a-29	GM2810A0505ZD	FRAME, MOUNTING RADIATOR	1		11128-
14-30	K0000080202	BOLT, M8-20	4		
14-31	K5000080002	WASHER, M8	4		
14-32	K4281000020	CLAMP, HARNESS 8.5 80	1		
14-33	PFR1401-42363	HOSE	2		
14-34	K4260000200	CLAMP, HOSE JUBILEE BAND 2A	4		
14-35					
14-36	GM2800-0526Z0	HOSE, DRAIN 300	1		
14-37					
14a-37					
14-38	GM2800-0569A0	RADIATOR COMP	1		
14-39	XPGM2800-0565Z0	RADIATOR CAP COMP, 90KPA	1		
14-40	K4205001970	DECAL, CAUTION SPOUTING COOLANT	1		
14-41	GM2810A0508ZD	PLATE, SHROUD	1		11454-
14-42	K5012308262	WASHER, SPCC 2.3-8-26	4		11454-
14-43	K0200080002	WASHER, SPRING M8	4		11454-
14-44	K0000080152	BOLT, M8-15	4		11454-

15. Engine section D

GM2810A

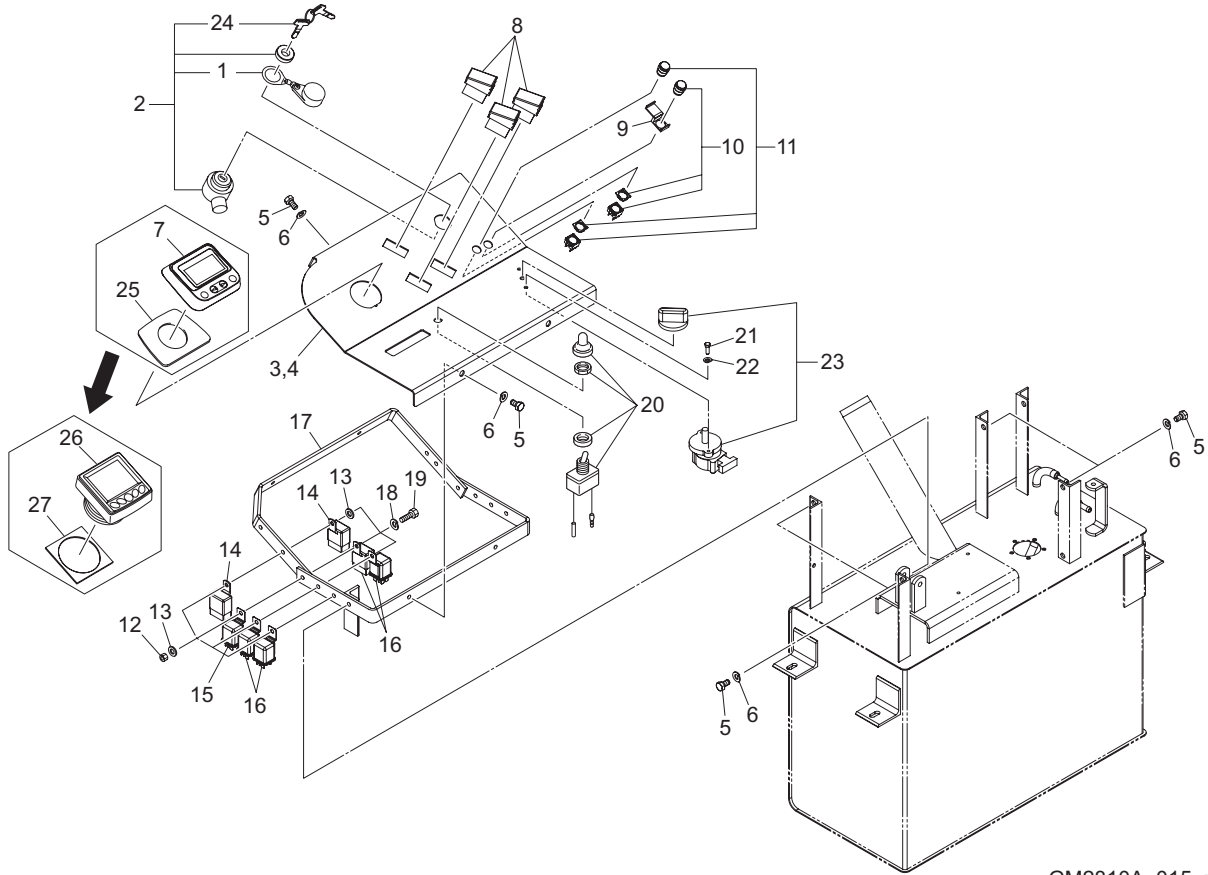


GM2810A_015_z04

Cat No.	Code No.	Part name	Qty	Remark	SN of application
15-1	PF54611-4112-0	CAP, STARTER SWITCH	1		
15-2	PF15248-6359-0	SWITCH ASSY, STARTER	1		
15a-3	GM2810A0903Z0	DECAL, OPERATION (EN)	1		11079-11373
15c-3	GM2810A0907Z0	DECAL, OPERATION (EN)	1		11374-
15-4	GM2810A0901ZD	MOUNT, INSTRUMENT	1		11079-11373
15a-4	GM2810A0905ZD	PLATE, MOUNTING INSTRUMENT	1		11374-
15-5	K0000080152	BOLT, M8-15	8		
15-6	K0200080002	WASHER, SPRING M8	8		
15a-7	K3655000080	DISPLAY, PV101-C	1		11079-11373
15-8	K3661000050	SWITCH, ROCKER	3		
15-9	K3661000160	GUARD, SWITCH	1		
15-10	K3661000140	SWITCH, PUSH BUTTON ROUND	1		11079-11696
15a-10	K3661000270	SWITCH, PUSH BUTTON ROUND	1		11697-
15-11	K3661000150	SWITCH, PUSH BUTTON ROUND GREEN	1		11079-11696
15a-11	K3661000260	SWITCH, PUSH BUTTON ROUND GREEN	1		11697-
15-12	K0100060002	NUT, M6	4		
15-13	K5000060002	WASHER, M6	5		
15-14	K3681000010	RELAY, CA1-DC12V-N	2		
15-15	K3681000080	RELAY, MR5A602A1K	1		
15-16	K3681000070	RELAY, MR5A411A1K	4		
15-17	GM2810-0904ZD	FRAME, MOUNTING METER	1		
15-18	K0200060002	WASHER, SPRING M6	4		
15-19	K0000060202	BOLT, M6-20	4		
15-20	K3662000100	SWITCH, TOGGLE FOR LAMP WD101181	1		
15-21	K0042050152	SCREW, + ROUND HEAD M5-15	2		
15-22	K0200050002	WASHER, SPRING M5	2		
15-23	K3691000020	POTENTIOMETER, WCS-403571	1		
15-24	PF15248-6370-0	KEY, STARTER	1		
15-25	K4033000650	RUBBER, FOR DISPLAY	1		11079-11373
15-26	K3655000090	DISPLAY, PV380-R3	1		11374-

15. Engine section D

GM2810A

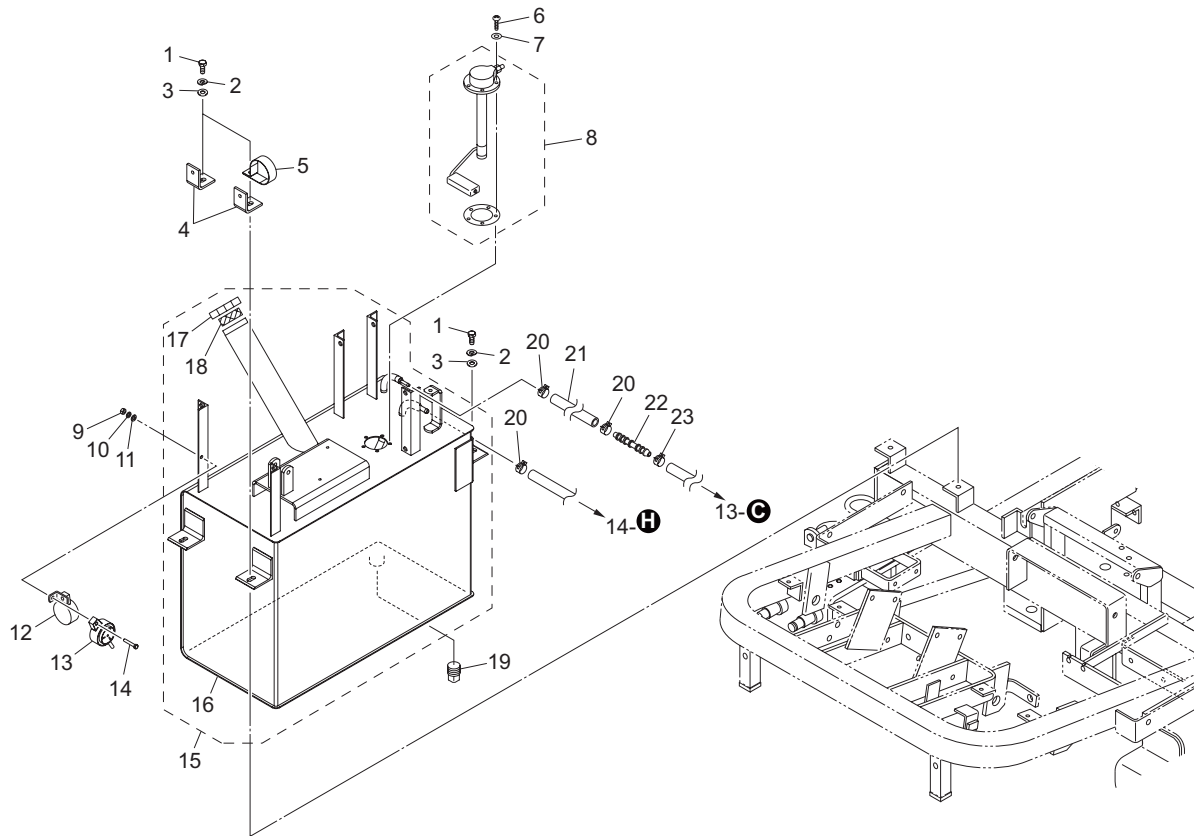


GM2810A_015_z04

Cat No.	Code No.	Part name	Qty	Remark	SN of application
15-27	K4033000670	RUBBER, FOR DISPLAY	1		11374-

16. Engine section E (Fuel tank)

GM2810A

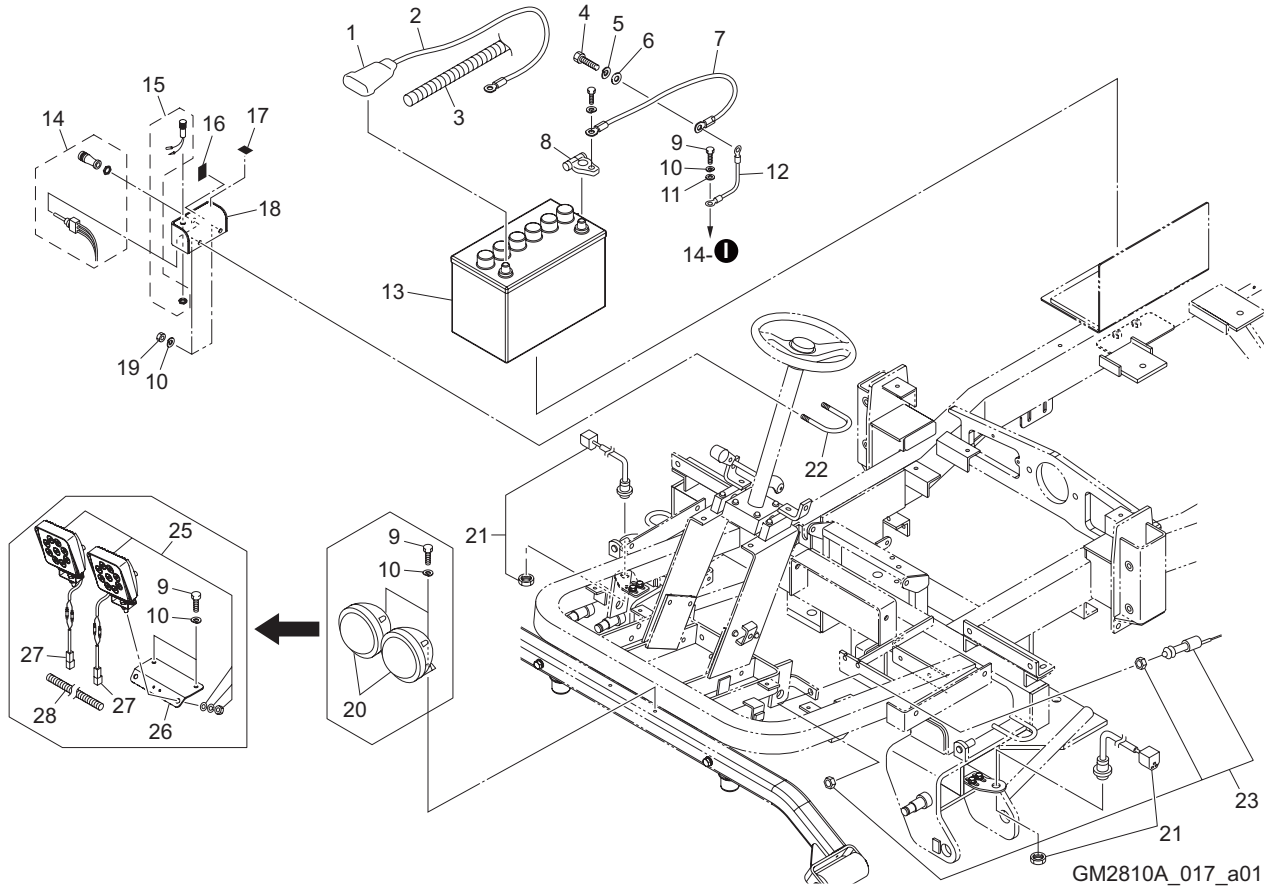


GM2810A_016_z01

Cat No.	Code No.	Part name	Qty	Remark	SN of application
16-1	K0000080202	BOLT, M8-20	3		
16-2	K0200080002	WASHER, SPRING M8	3		
16-3	K5000080002	WASHER, M8	3		
16-4	LM2700-0950ZD	PLATE, MOUNTING SIDE COVER	2		
16-5	K4270050080	CLIP, HARNESS 50 M8	1		
16-6	K0000050152	BOLT, M5-15	5		
16-7	K0922050000	SEAL, WASHER 5WF	5		
16-8	GM2810-0704Z0	SENDER, FUEL 227*198	1		11132-11151
16a-8	GM2810-0704B0	SENDER, FUEL 225*195	1		11152-
16-9	K0100050002	NUT, M5	1		
16-10	K0200050002	WASHER, SPRING M5	1		
16-11	K5000050002	WASHER, M5	1		
16-12	K3700000030	BUZZER, EBS-12 W/STAY	1		
16-13	K3700000010	BUZZER, EBM-12 TYPE	1		
16-14	K0000050302	BOLT, M5-30	1		
16-15	GM2810-0703A0	TANK ASSY, FUEL W/CAP	1		
16-16	GM2810-0702CD-Y	TANK, FUEL	1		
16-17	K1410000120	PLUG, FUEL TANK	1		
16-18	K3420000090	FILTER ASSY, FUEL	1		
16-19	K1422106001-Y	PLUG, TAPERED W/HEX HOLE T1 3/8	1		
16-20	K4260000172	CLAMP, HOSE KS-11-19	3		
16-21	K3180000600	HOSE, FUEL 8*1B60	1		
16-22	HM1560K0820Z0	JOINT, FUEL HOSE 8-6	1		
16-23	K4260000150	CLAMP, HOSE 12	1		

17. Engine section F

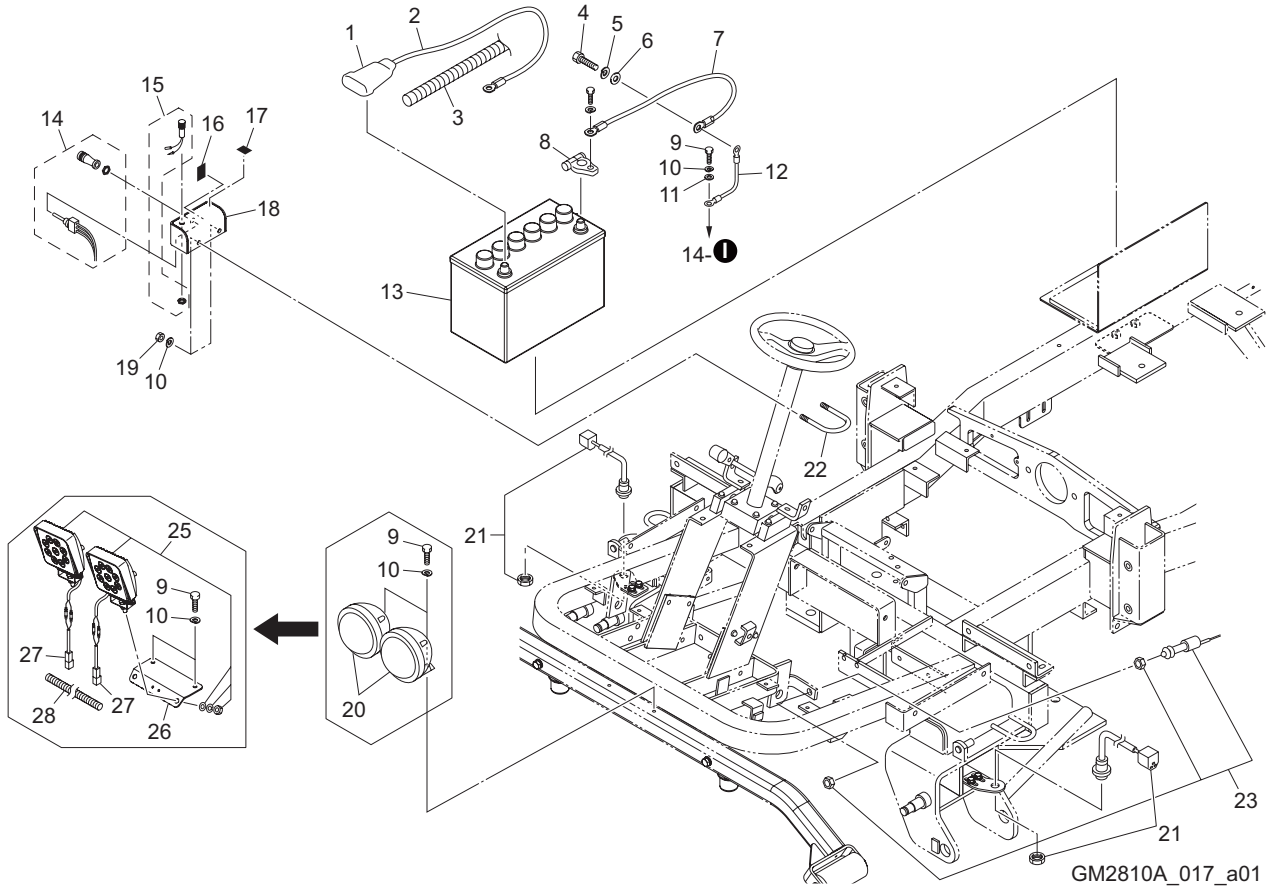
GM2810A



Cat No.	Code No.	Part name	Qty	Remark	SN of application
17-1	K3612000070	TERMINAL, BATTERY (+) 4013-D-8-1	1		
17-2	K3610000620	WIRE, BATTERY (+) 500	1		11079-11630
17a-2	K3610000940	WIRE, BATTERY (+) 500	1		11631-
17-3	K3194103200	TUBE, CORRUGATED, 10-320	1		11079-11630
17a-3	K3194104100	TUBE, CORRUGATED, 10-410	1		11631-
17-4	K0002120252	BOLT, P1.25 M12-25	1		
17-5	K0200120002	WASHER, SPRING M12	1		
17-6	K5000120002	WASHER, M12	1		
17-7	K3611000490	WIRE, TO EARTH 500	1		11079-11630
17a-7	K3611000840	WIRE, TO EARTH 500	1		11631-
17-8	K3612000080	TERMINAL, BATTERY (-) 4013-D-8-2	1		
17-9	K0000080152	BOLT, M8-15	3		
17-10	K0200080002	WASHER, SPRING M8	5		
17-11	K5000080002	WASHER, M8	1		
17-12	K3611000430	WIRE, TO EARTH 500	1		11079-11630
17a-12	K3611000670	WIRE, TO EARTH 500	1		11631-
17-13	K3600000180	BATTERY, FX105D31R	1		
17-14	K3662000030	SWITCH, TOGGLE AUTO-RETURN ET115G	1		
17-15	K3641000090	LAMP, WORKING LED RED	1		
17-16	K4203001420	DECAL, DIFFERENTIAL LOCK	1		
17-17	K4205002270	DECAL, WARNING LAMP ENGINE	1		
17-18	GM2810A0503ZD	BOX, SWITCH	1		
17-19	K0100080002	NUT, M8	2		
17a-20	K3640000060	LAMP, V31623A	2		11079-11545
17-21	K3720000120	SENSOR, PROXIMITY E2E-X5E2	2		11079-11247
17a-21	K3720000190	SENSOR, PROXIMITY E2E-X5C2	2		11248-
17-22	K0073000052	BOLT, W/F-RING M8-40A	1		
17-23	K3671000150	SWITCH, LIMIT V17680A	1		
17a-24					
17a-25	K3640000110	LAMP, LED HX-WL014	2		11546-

17. Engine section F

GM2810A

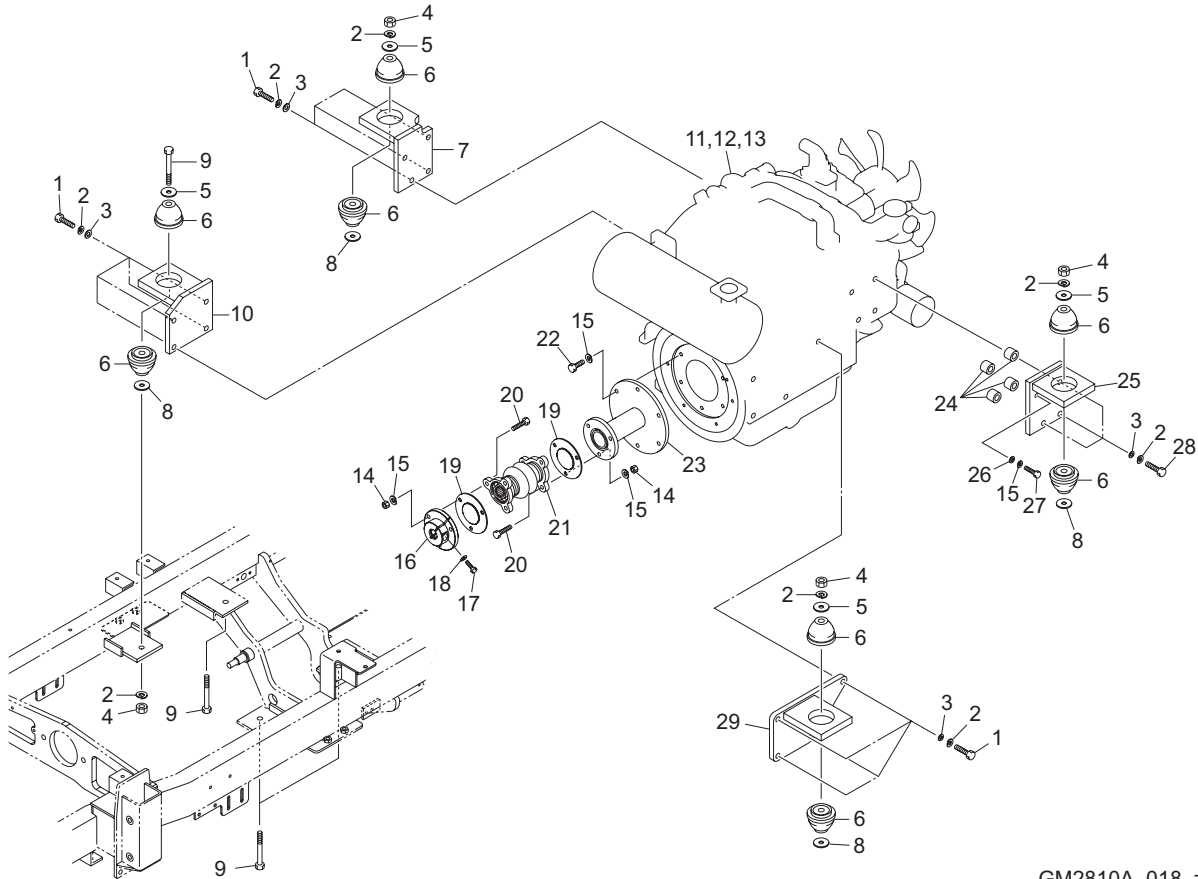


GM2810A_017_a01

Cat No.	Code No.	Part name	Qty	Remark	SN of application
17a-26	GM2800C0512ZD	BRACKET, LAMP	1		11546-
17a-27	GM2810A0506Z0	WIRE, LIGHT CONVERSION	2		11546-
17a-28	K3194002700	TUBE, CORRUGATED 7-270	2		11546-

18. Engine section G

GM2810A

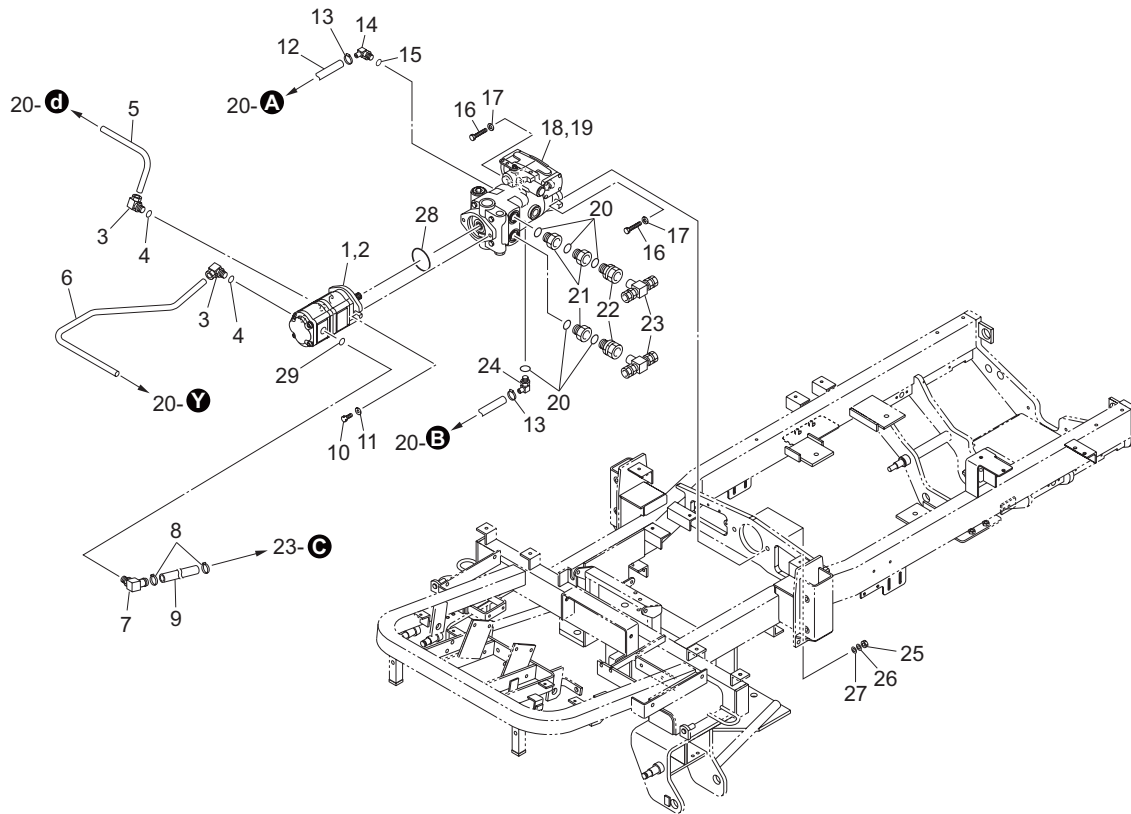


GM2810A_018_z01

Cat No.	Code No.	Part name	Qty	Remark	SN of application
18-1	K0012120352	BOLT, HT P1.25 M12-35	12		
18-2	K0200120002	WASHER, SPRING M12	19		
18-3	K5000120002	WASHER, M12	15		
18-4	K0100120002	NUT, M12	4		
18-5	K5076012402	WASHER, SPHC 6-12-40	4		
18-6	K4042000100	RUBBER, ISOLATOR TO MOUNT ENGINE	8		
18-7	GM2800-0515AD	BRACKET, ENGINE B	1		
18-8	K5011613402	WASHER, SPCC 1.6-13-40	1-4	for adjustment	
18-9	K0013121102	BOLT, HT M12-110	4		
18-10	GM2800-0533ZD	BRACKET, ENGINE A	1		
18-11	K2691000440	ENGINE, KUBOTA V2403-CR-TE5B	1		
18-12	PF17266-9701-0	BELT, COGGED 42.5-A	1		
18-13	PF16414-3243-4	FILTER (OIL CARTRIDGE)	1		
18-14	K0100100002	NUT, M10	6		
18-15	K0200100002	WASHER, SPRING M10	13		
18-16	K6204000572	DISK, DRIVING PUMP SIDE	1		
18-17	K001A100401	BOLT, 13T W/HEX HOLE M10-40	1		
18-18	K0215100002	WASHER, DISK SPRING 2H M10	1		
18-19	K6204000562	SPACER, 118	2		
18-20	K0010100352	BOLT, HT M10-35	6		
18-21	K1620000270	JOINT, BC75ACP230	1		
18-22	K0011100302	BOLT, HT P1.25 M10-30	6		
18-23	GM2810-0501Z2	ADAPTER, FLYWHEEL	1		
18-24	K6212000542	COLLAR, STKM M12.8-22-20	4		
18-25	GM2810-0511ZD	BRACKET, ENGINE D	1		
18-26	K5000100002	WASHER, M10	1		
18-27	K0011100502	BOLT, HT P1.25 M10-50	1		
18-28	K0015120552	BOLT, HT M12-55 P1.25	3		
18-29	LM2700-0504ZD	BRACKET, ENGINE C	1		

19. Hydraulic section A (Pump)

GM2810A

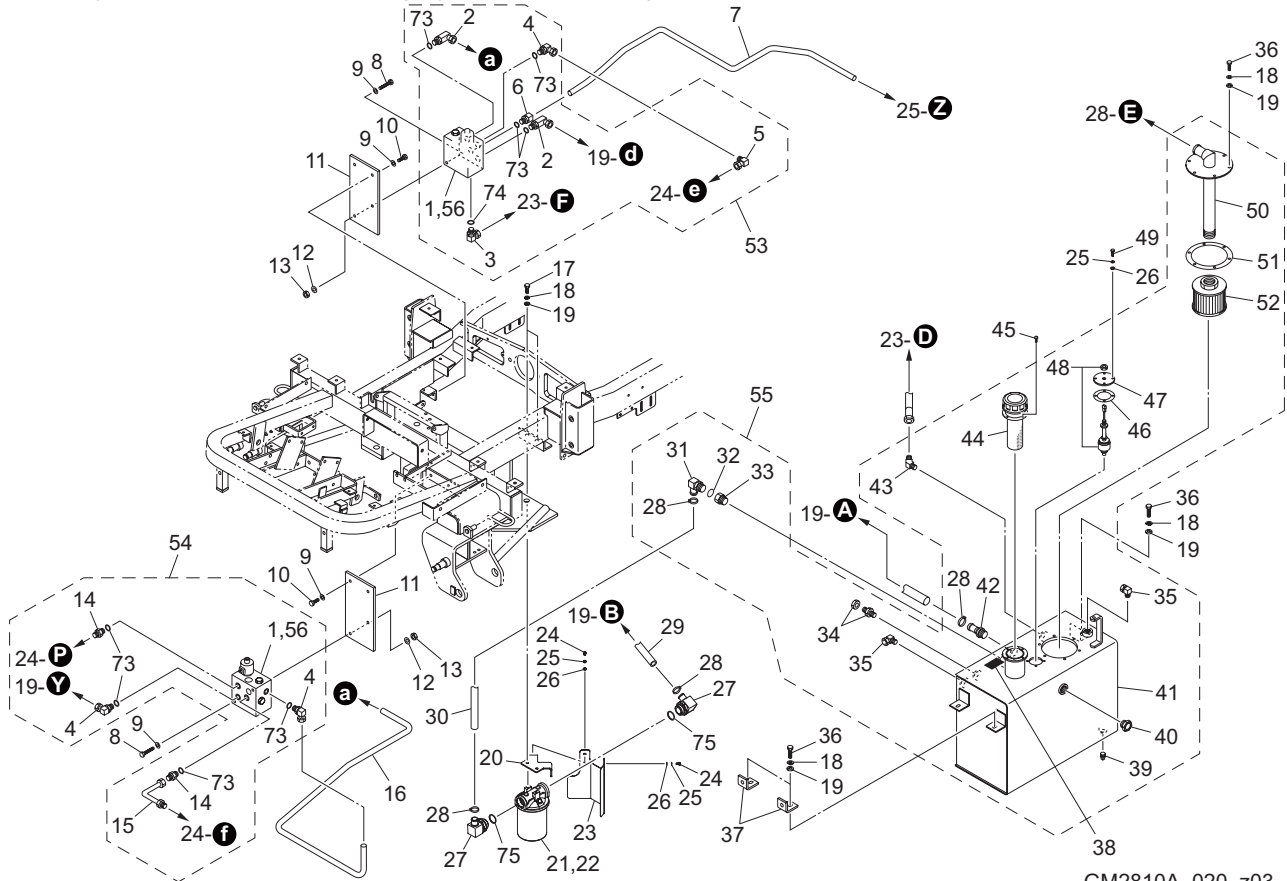


GM2810A_019_z01

Cat No.	Code No.	Part name	Qty	Remark	SN of application
19a-1	K3252000100	PUMP, GEAR PBB44RK	1		
19-2	Y62-10313	SEAL KIT, GEAR PUMP PBB55RK513	1		
19-3	K3026416081-Y	NIPPLE, LONG ELBOW KLO16-040E	2		
19-4	K0881018000	O-RING, P18B	2		
19-5	GM2810-0802Z2-Y	PIPE, B	1		
19-6	GM2810-0801Z2-Y	PIPE, A	1		
19-7	K3008000212-Y	ADAPTER, ODD SIZED 90 FPD2576	1		
19-8	K4260000200	CLAMP, HOSE JUBILEE BAND 2A	2		
19-9	K3100A00410	HOSE, WP35-38-0-410	1		
19-10	K0069000251	BOLT, 3/8-16 UNC 31.8	2		
19-11	K5073210242	WASHER, SPHC 3.2-10-24	2		
19-12	K3149010750	HOSE, S-25-750	1		
19-13	K4260000190	CLAMP, HOSE JUBILEE BAND 1	2		
19-14	K3008000302-Y	ELBOW, ADJUSTABLE FPD21941	1		
19-15	K0887009120	O-RING, AS568-912	1		
19-16	K0010120502	BOLT, HT M12-50	2		
19-17	K5073212352	WASHER, SPHC 3.2-12-35	2		
19-18	K3244000060	PUMP, PISTON 72400	1		
19-19	Y72400-908	SEAL KIT, PISTON PUMP 72400	1		
19-20	K0887009160	O-RING, AS568-916	6		
19-21	K3008000632-Y	CONNECTOR, W/O-RING 4043-1 5/16-O	3		
19-22	K3008000622-Y	CONNECTOR, W/O-RING 1202-25-1 5/16	2		
19-23	K3027025001-Y	TEE, KTB 25-000E	2		
19-24	K3008000312-Y	ELBOW, ADJUSTABLE FPD21939	1		
19-25	K0100120002	NUT, M12	2		
19-26	K0200120002	WASHER, SPRING M12	2		
19-27	K5000120002	WASHER, M12	2		
19-28	K0887000420	O-RING, AS568-042	1		
19-29	K0881029000	O-RING, P29B	1		

20. Hydraulic section B (Hydraulic tank) SN11079-11393

GM2810A

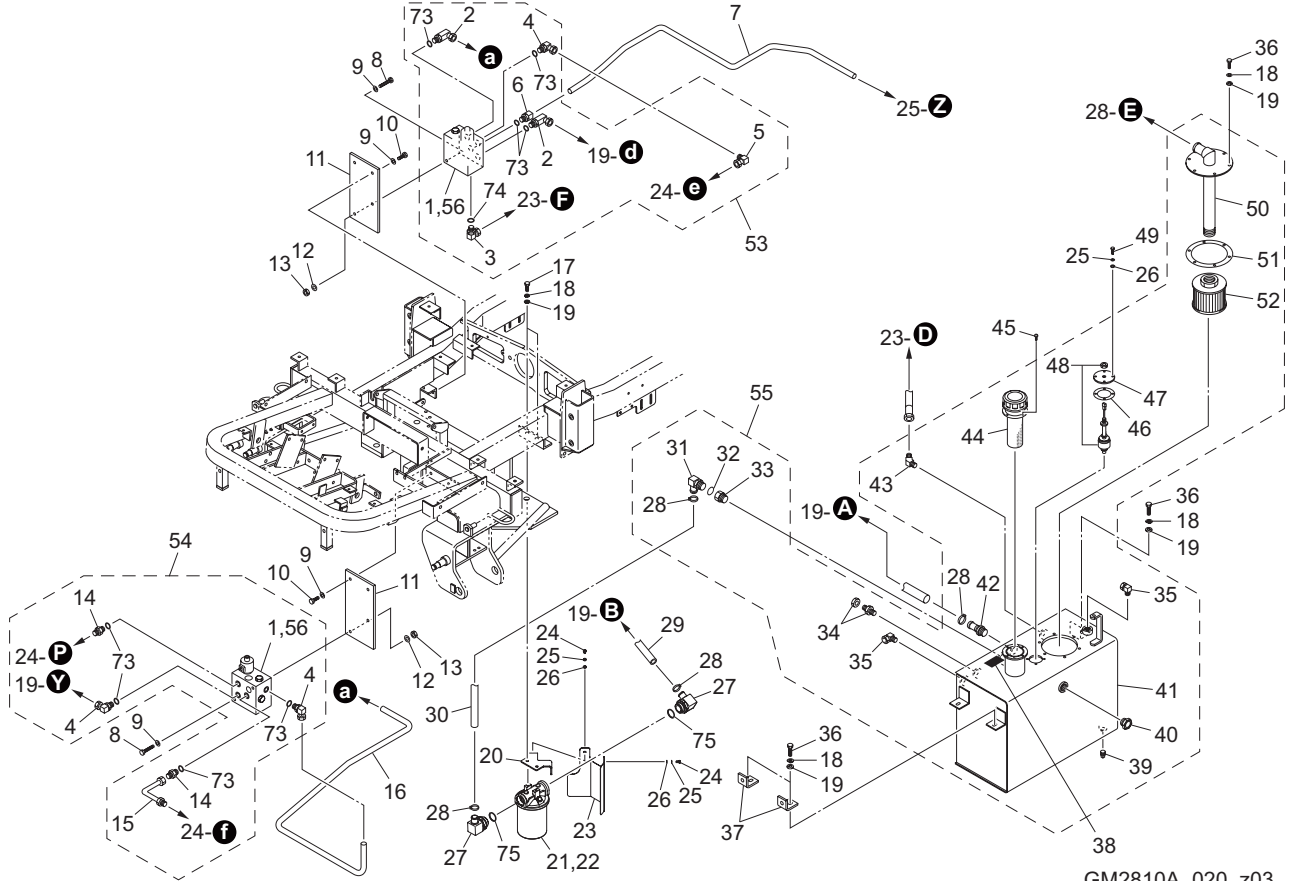


GM2810A_020_z03

Cat No.	Code No.	Part name	Qty	Remark	SN of application
20-1	K3313000700	VALVE COMP, SOLENOID HF87276-13	2		
20-2	K3028416081-Y	NIPPLE, ELBOW KLG16-040E	2		
20-3	K3026425121-Y	NIPPLE, KLO 25-060E	1		
20-4	K3026416081-Y	NIPPLE, LONG ELBOW KLO16-040E	3		
20-5	K3027116001-Y	ELBOW, KLC 16-000E	1		
20-6	K3026316081-Y	CONNECTOR, KCO 16-040E	1		
20-7	GM2810-0810Z2-Y	PIPE, J	1		11079-11131
20a-7	GM2810A0806Z2-Y	PIPE, J	1		11132-
20-8	K0000101002	BOLT, M10-100	4		
20-9	K0200100002	WASHER, SPRING M10	8		
20-10	K0000100302	BOLT, M10-30	4		
20-11	GM2810-0814AD	PLATE, FIXING VALVE	2		
20-12	K5000100002	WASHER, M10	4		
20-13	K0100100002	NUT, M10	4		
20-14	K3009000092-Y	ADAPTER, PF1/2*PF1/2	2		
20-15	K3025069082-Y	ADAPTER, FOR PIPE 069-08	1		
20-16	GM2810-0808Z2-Y	PIPE, H	1		
20-17	K0069000301	BOLT, UNC18 5/16-18-25	2		
20-18	K0200080002	WASHER, SPRING M8	11		
20-19	K5000080002	WASHER, M8	11		
20-20	LM2700-0882ZD	BRACKET, CHARGE FILTER	1		
20-21	K3416000030	HEAD ASSY, OIL FILTERP576562	1		
20-22	K3416000040	FILTER, CARTRIDGE P565245	1		
20-23	LM2700-0883ZD	PLATE, PROTECTING FILTER	1		
20-24	K0000060122	BOLT, M6-12	2		
20-25	K0200060002	WASHER, SPRING M6	6		
20-26	K5000060002	WASHER, M6	6		11079-11650
20-27	K3008000922-Y	ELBOW, W/O-RING 1*5/8-12UN	2		
20-28	K4260000190	CLAMP, HOSE JUBILEE BAND 1	4		
20-29	K3149010150	HOSE, S-25-150	1		

20. Hydraulic section B (Hydraulic tank) SN11079-11393

GM2810A

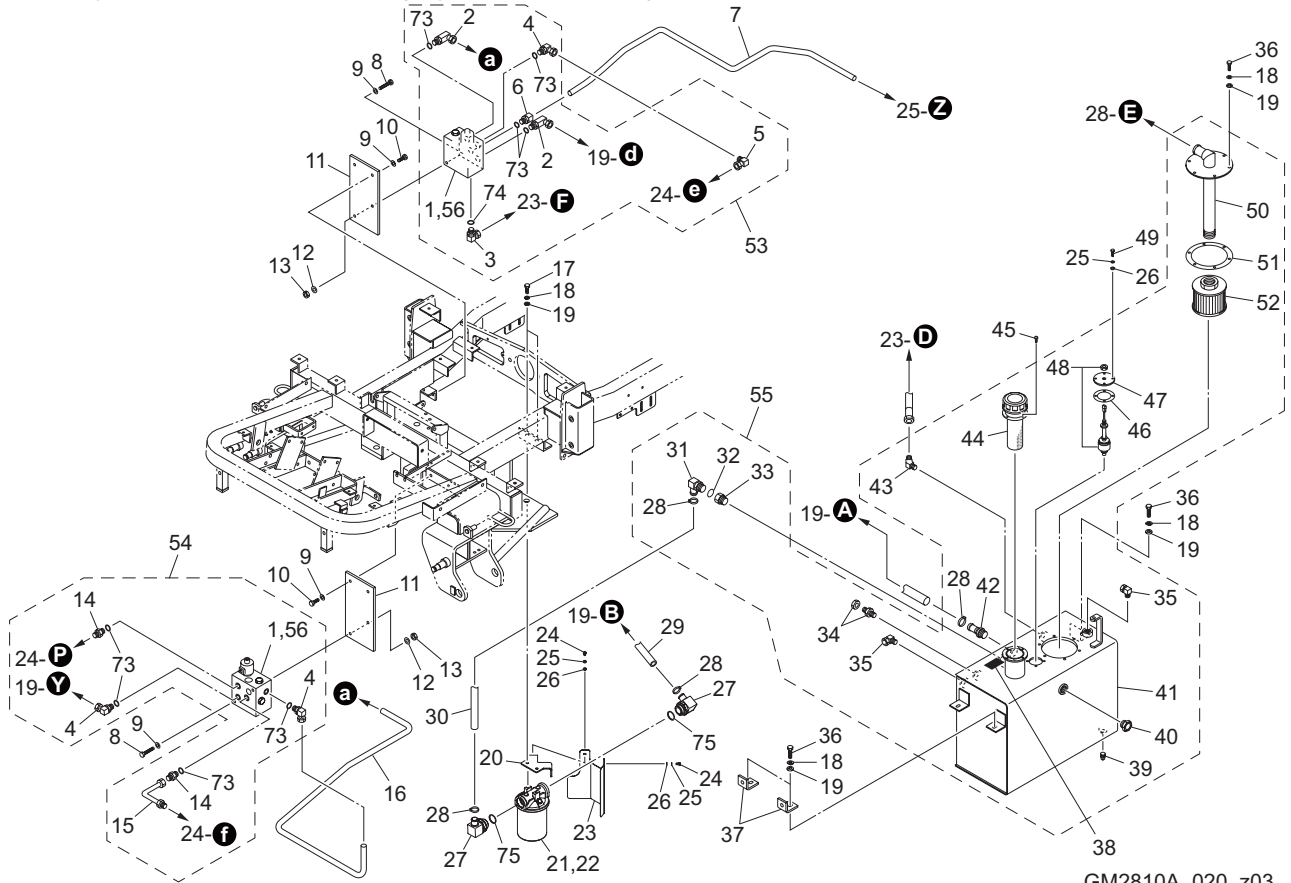


GM2810A_020_z03

Cat No.	Code No.	Part name	Qty	Remark	SN of application
20-30	K3149010210	HOSE, S-25-210	1		11079-11174
20a-30	K3149010220	HOSE, S-25-220	1		11175-
20-31	K3008000312-Y	ELBOW, ADJUSTABLE FPD21939	1		
20-32	K0887009160	O-RING, AS568-916	1		
20-33	K3008000642-Y	CONNECTOR, W/O-RING 4400-25-16	1		
20-34	K3026610081-Y	CONNECTOR, KCT 10-040E	1		
20-35	K3028010081-Y	ELBOW, KLN 12-040E	2		
20-36	K0000080202	BOLT, M8-20	9		
20-37	LM2700-0950ZD	PLATE, MOUNTING SIDE COVER	2		
20-38	K4209000980	DECAL, HYDRAULIC OIL	1		11079-11613
20-39	K1422106001-Y	PLUG, TAPERED W/HEX HOLE T1 3/8	1		
20-40	K1400000046-Y	GAUGE, OIL G3/4 TYPE M	1		
20-41	GM2810-0813AD-Y	TANK, HYDRAULIC	1		
20-42	K3009000132-Y	ADAPTER, MO-JS-25	1		
20-43	K3003120002-Y	ELBOW, 45 1035-12	1		
20-44	K3400000030	BREATHER, FILLER PORT FAB-50	1		
20-45	K0044050102	SCREW, + ROUND HEAD W/SW M5-10	4		
20-46	K4011000330	PACKING, OIL-SHEET 0.8-4575	1		
20-47	LM526--0809Z2-Y	BRACKET, OIL LEVEL SENSOR	1		11079-11650
20-48	K3720000130	SENSOR, LEVEL SWITCH	1		
20-49	K0000060202	BOLT, M6-20	4		11079-11650
20-50	GM2800-0862Z2-Y	ATTACHMENT, SUCTION HOSE	1		
20-51	LM535E-0434Z0	PACKING, SUCTION PORT	1		
20-52	K3413000040	FILTER, SUCTION SFT-10-150W	1		
20-53	GM2810-3802B0	VALVE ASSY, SOLENOID HF87276-13	1	exc. Seal kit	
20-54	GM2810-3803A0	VALVE ASSY, SOLENOID HF87276-13	1	exc. Seal kit	
20-55	GM2810-3801Z0	TANK ASSY, HYDRAULIC	1	exc. O-ring	
20-56	No Code	SEAL KIT	2	Contact your supplier	
20a-57					
20a-58					

20. Hydraulic section B (Hydraulic tank) SN11079-11393

GM2810A

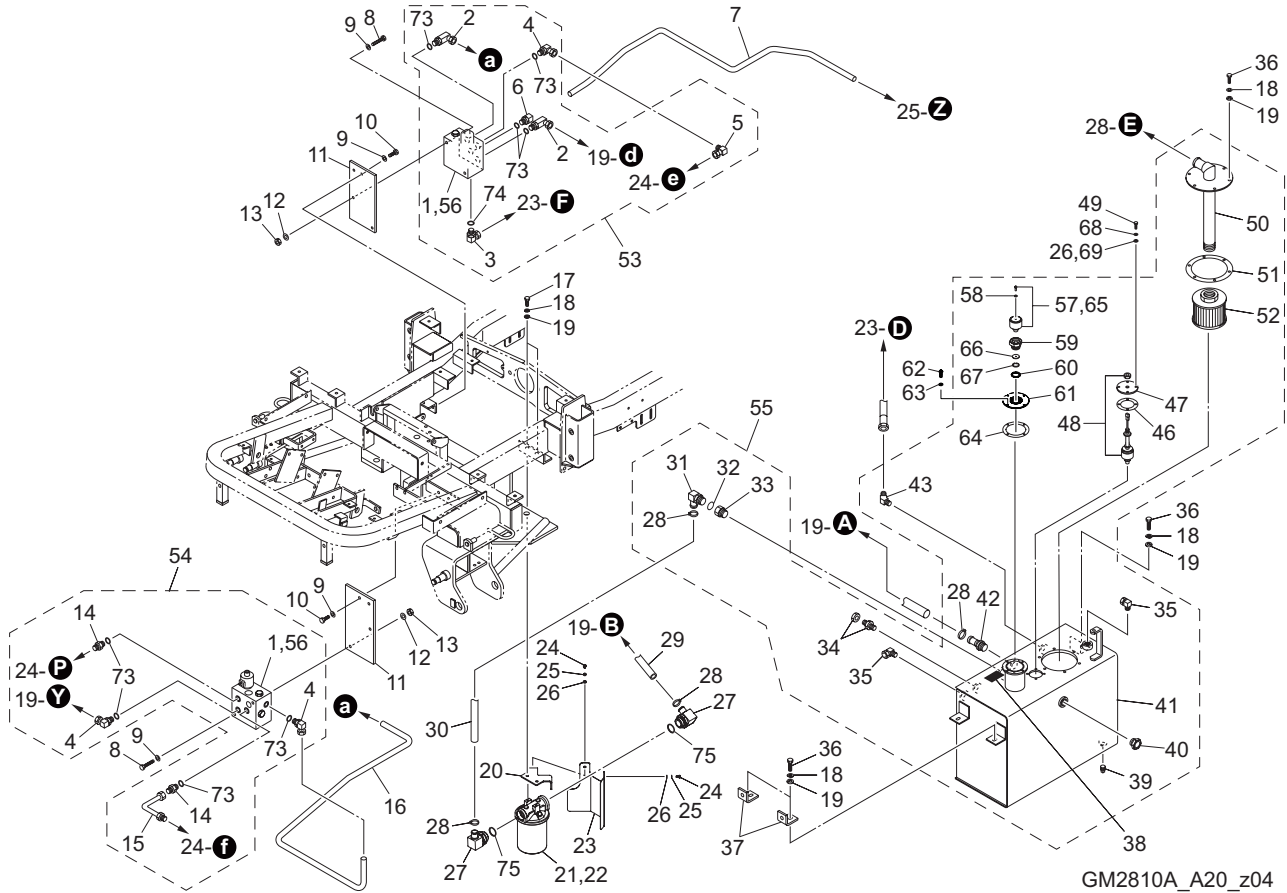


GM2810A_020_z03

Cat No.	Code No.	Part name	Qty	Remark	SN of application
20b-59					
20a-60					
20a-61					
20a-62					
20a-63					
20a-64					
20a-65					
20a-66					
20a-67					
20a-68					
20a-69					
20a-70					
20a-71					
20a-72					
20-73	K0881018000	O-RING, P18B	8		
20-74	K0881024000	O-RING, P24B	1		
20-75	K0887009200	O-RING, AS568-920	2		

A20. Hydraulic section B (Hydraulic tank) SN11394-

GM2810A

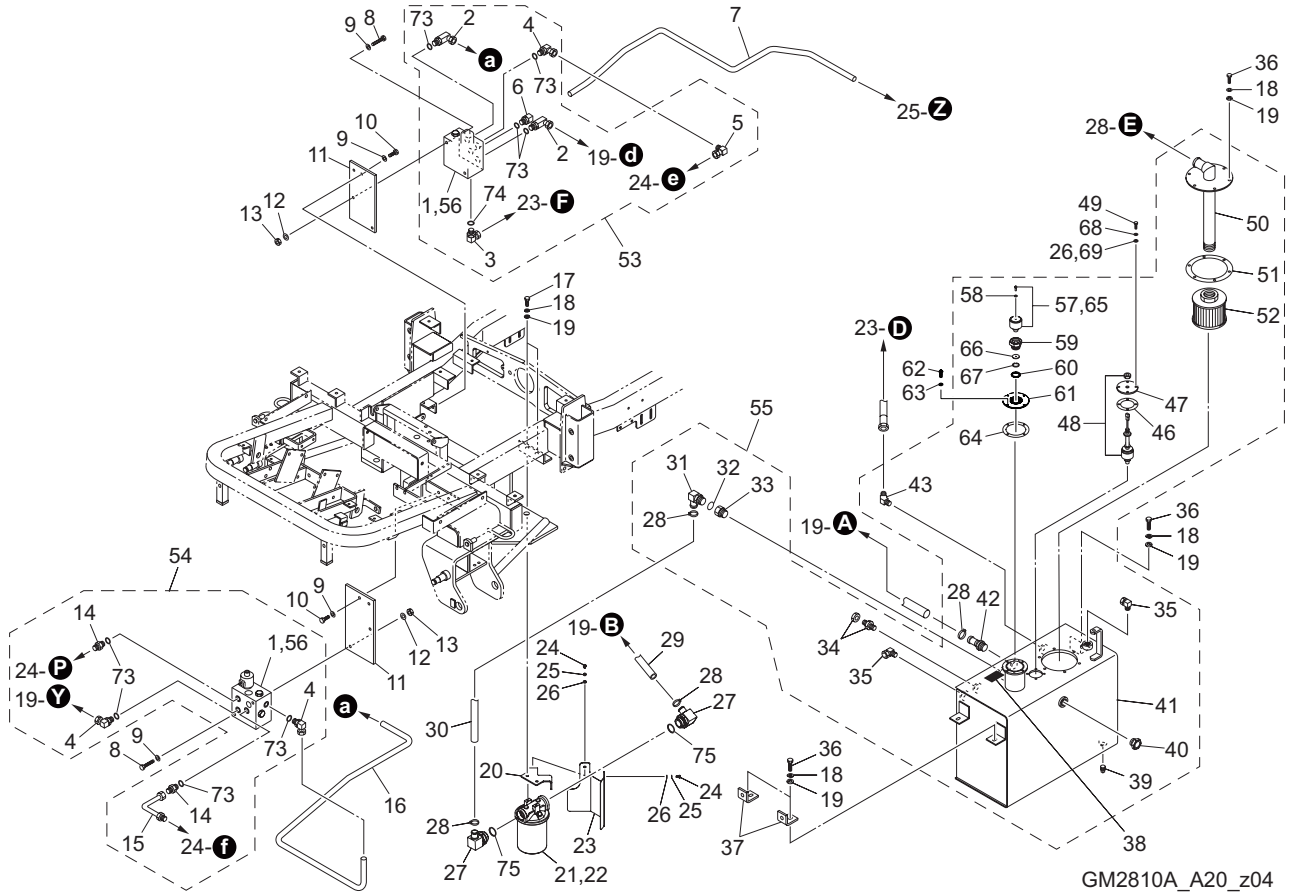


GM2810A_A20_z04

Cat No.	Code No.	Part name	Qty	Remark	SN of application
A20-1	K3313000700	VALVE COMP, SOLENOID HF87276-13	2		
A20-2	K3028416081-Y	NIPPLE, ELBOW KLG16-040E	2		
A20-3	K3026425121-Y	NIPPLE, KLO 25-060E	1		
A20-4	K3026416081-Y	NIPPLE, LONG ELBOW KLO16-040E	3		
A20-5	K3027116001-Y	ELBOW, KLC 16-000E	1		
A20-6	K3026316081-Y	CONNECTOR, KCO 16-040E	1		
A20-7	GM2810-0810Z2-Y	PIPE, J	1		11079-11131
A20a-7	GM2810A0806Z2-Y	PIPE, J	1		11132-
A20-8	K0000101002	BOLT, M10-100	4		
A20-9	K0200100002	WASHER, SPRING M10	8		
A20-10	K0000100302	BOLT, M10-30	4		
A20a-11	GM2810-0814AD	PLATE, FIXING VALVE	2		11079-11453
A20b-11	GM2810A0814ZD	PLATE, FIXING VALVE	2		11454-
A20-12	K5000100002	WASHER, M10	4		
A20-13	K0100100002	NUT, M10	4		
A20-14	K3009000092-Y	ADAPTER, PF1/2*PF1/2	2		
A20-15	K3025069082-Y	ADAPTER, FOR PIPE 069-08	1		
A20-16	GM2810-0808Z2-Y	PIPE, H	1		
A20-17	K0069000301	BOLT, UNC18 5/16-18-25	2		
A20-18	K0200080002	WASHER, SPRING M8	11		
A20-19	K5000080002	WASHER, M8	11		
A20-20	LM2700-0882ZD	BRACKET, CHARGE FILTER	1		
A20-21	K3416000030	HEAD ASSY, OIL FILTERP576562	1		
A20-22	K3416000040	FILTER, CARTRIDGE P565245	1		
A20-23	LM2700-0883ZD	PLATE, PROTECTING FILTER	1		
A20-24	K0000060122	BOLT, M6-12	2		
A20a-25	K0200060002	WASHER, SPRING M6	2		
A20-26	K5000060002	WASHER, M6	6		11079-11650
A20a-26	K5000060002	WASHER, M6	2		11651-
A20-27	K3008000922-Y	ELBOW, W/O-RING 1*5/8-12UN	2		

A20. Hydraulic section B (Hydraulic tank) SN11394-

GM2810A

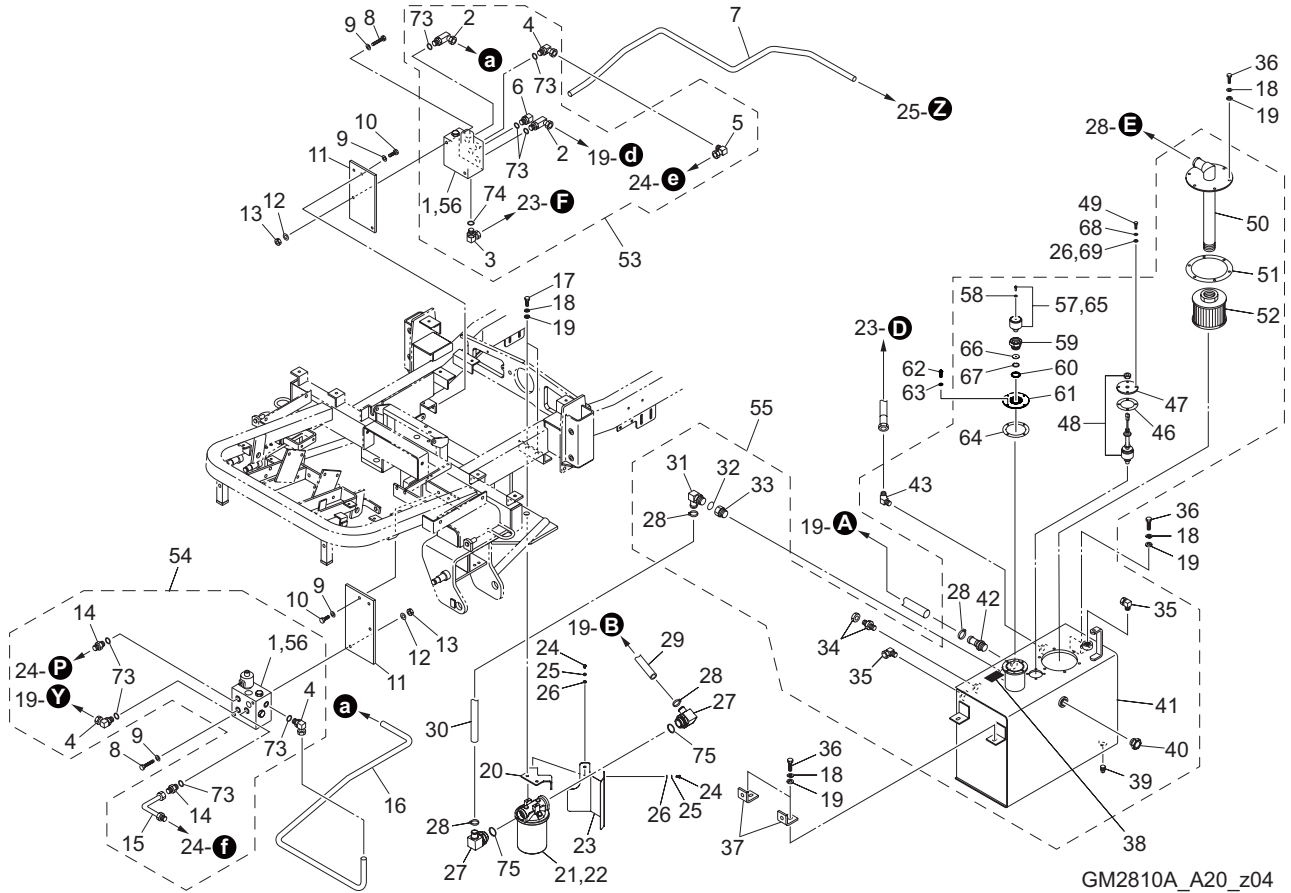


GM2810A_A20_z04

Cat No.	Code No.	Part name	Qty	Remark	SN of application
A20-28	K4260000190	CLAMP, HOSE JUBILEE BAND 1	4		
A20-29	K3149010150	HOSE, S-25-150	1		
A20-30	K3149010210	HOSE, S-25-210	1		11079-11174
A20a-30	K3149010220	HOSE, S-25-220	1		11175-
A20-31	K3008000312-Y	ELBOW, ADJUSTABLE FPD21939	1		
A20-32	K0887009160	O-RING, AS568-916	1		
A20-33	K3008000642-Y	CONNECTOR, W/O-RING 4400-25-16	1		
A20-34	K3026610081-Y	CONNECTOR, KCT 10-040E	1		
A20-35	K3028010081-Y	ELBOW, KLN 12-040E	2		
A20-36	K0000080202	BOLT, M8-20	9		
A20-37	LM2700-0950ZD	PLATE, MOUNTING SIDE COVER	2		
A20-38	K4209000980	DECAL, HYDRAULIC OIL	1		11079-11613
A20a-38	K4209001390	DECAL, HYDRAULIC OIL	1		11614-
A20-39	K1422106001-Y	PLUG, TAPERED W/HEX HOLE T1 3/8	1		
A20a-40	K1400000046-Y	GAUGE, OIL G3/4 TYPE M	1		11079-11453
A20b-40	K1400000076-Y	GAUGE, OIL G3/4 TYPE MG	1		11454-
A20-41	GM2810-0813AD-Y	TANK, HYDRAULIC	1		
A20-42	K3009000132-Y	ADAPTER, MO-JS-25	1		
A20-43	K3003120002-Y	ELBOW, 45 1035-12	1		
A20a-44					
A20-45					
A20-46	K4011000330	PACKING, OIL-SHEET 0.8-4575	1		
A20-47	LM526--0809Z2-Y	BRACKET, OIL LEVEL SENSOR	1		11079-11650
A20a-47	LM526--0809A2-Y	BRACKET, OIL LEVEL SENSOR	1		11651-
A20-48	K3720000130	SENSOR, LEVEL SWITCH	1		
A20-49	K0000060202	BOLT, M6-20	4		11079-11650
A20a-49	K0000060152	BOLT, M6-15	4		11651-
A20-50	GM2800-0862Z2-Y	ATTACHMENT, SUCTION HOSE	1		
A20-51	LM535E-0434Z0	PACKING, SUCTION PORT	1		
A20-52	K3413000040	FILTER, SUCTION SFT-10-150W	1		

A20. Hydraulic section B (Hydraulic tank) SN11394-

GM2810A

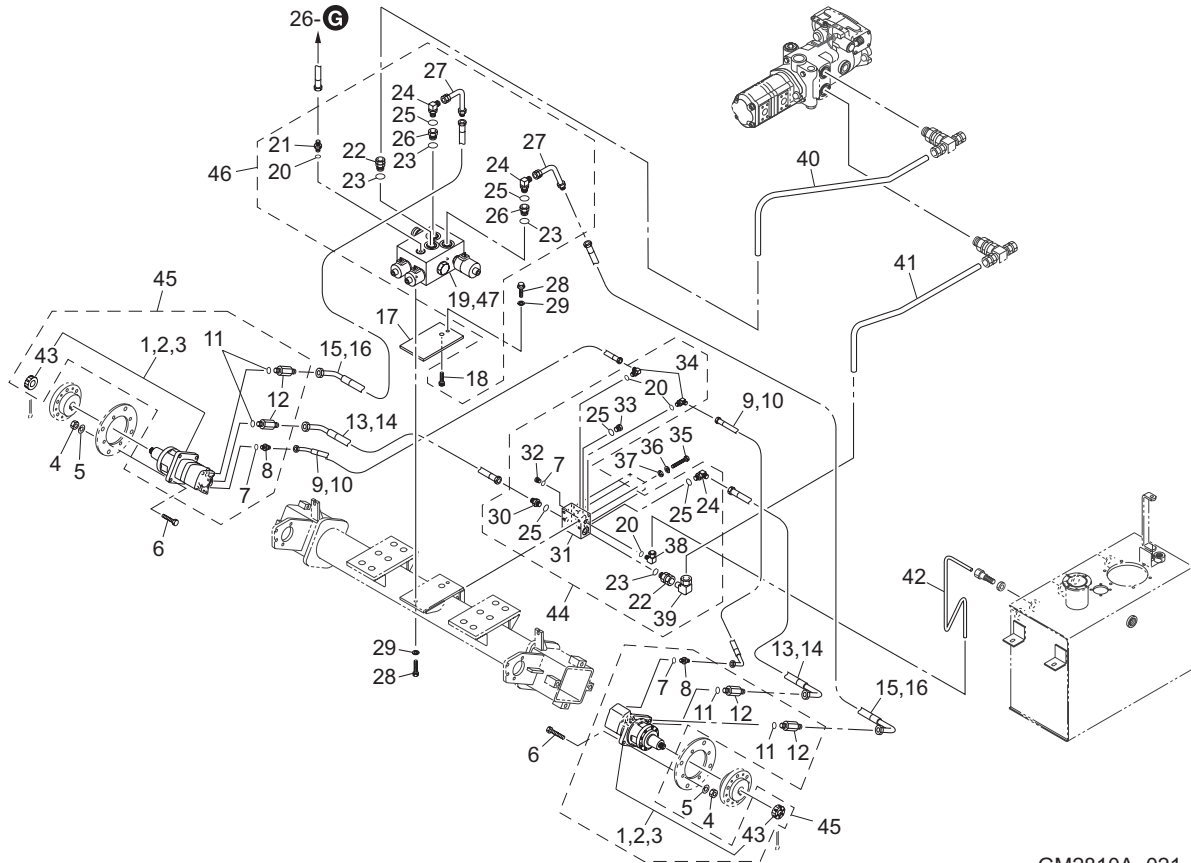


GM2810A_A20_z04

Cat No.	Code No.	Part name	Qty	Remark	SN of application
A20-53	GM2810-3802B0	VALVE ASSY, SOLENOID HF87276-13	1	exc. Seal kit	
A20-54	GM2810-3803A0	VALVE ASSY, SOLENOID HF87276-13	1	exc. Seal kit	
A20a-55	GM2810-3801A0	TANK ASSY, HYDRAULIC	1	exc. O-ring	11394-11453
A20b-55	GM2810-3801B0	TANK ASSY, HYDRAULIC	1	exc. O-ring	11454-11578
A20c-55	GM2810-3801C0	TANK ASSY, HYDRAULIC	1	exc. O-ring	11579-11650
A20d-55	GM2810-3801D0	TANK ASSY, HYDRAULIC	1	exc. O-ring	11651-
A20-56	No Code	SEAL KIT	2	Contact your supplier	
A20-57	K1430000030	BREATHER, AIR AP-02	1		
A20-58	K0922040000	SEAL, WASHER 4WF	1		
A20-59	K3029000402-Y	BUSHING, R1/4*G3/4	1		11079-11578
A20a-59	K3029000412-Y	BUSHING, R1/4*G3/4	1		11579-
A20-60	K0881024000	O-RING, P24B	1		
A20-61	K7180000072-Y	BRACKET, FILLER PORT	1		
A20-62	K0042050152	SCREW, + ROUND HEAD M5-15	4		
A20-63	K0200050002	WASHER, SPRING M5	4		
A20-64	K4011000340	PACKING, OIL-SHEET1-6788	1		
A20-65	K1430000060	ELEMENT, AIR P-AP-02-20U	1		
A20-66	K5101000640-Y	PLATE, BAFFLE	1		11579-
A20-67	K0402019001	RING, RETAINING R M19	1		11579-
A20-68	K0200060002	WASHER, SPRING M6	4		11079-11650
A20-69	K0922060000	SEAL, WASHER 6WF	4		11651-
A20a-70					
A20a-71					
A20a-72					
A20-73	K0881018000	O-RING, P18B	8		
A20-74	K0881024000	O-RING, P24B	1		
A20-75	K0887009200	O-RING, AS568-920	2		

21. Hydraulic section C (Front wheel motor)

GM2810A

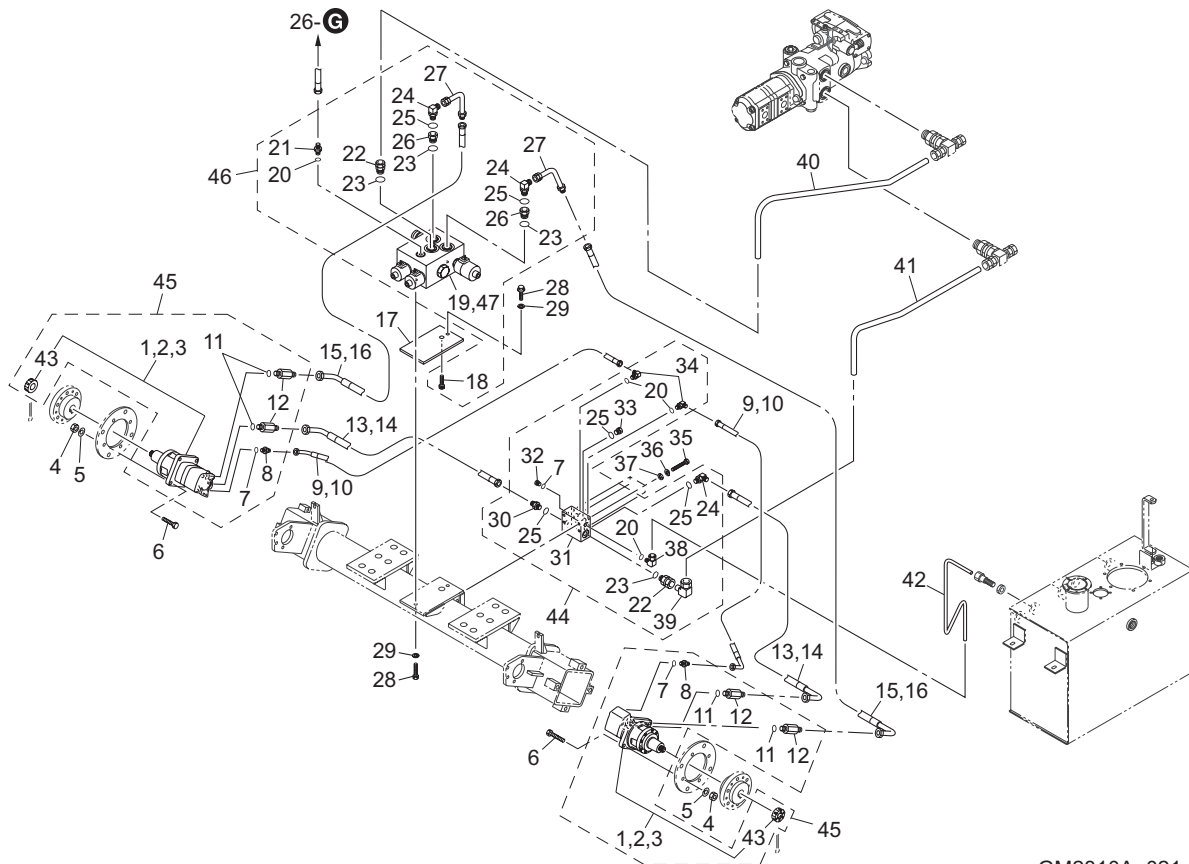


GM2810A_021_z02

Cat No.	Code No.	Part name	Qty	Remark	SN of application
21-1	K3291000250	MOTOR, WHEEL 4-490BBAS-F9376	2		
21-2	Y61234S	SEAL KIT, WHEEL MOTOR 4000 (REAR)	2		
21-3	YAE0325A	SEAL KIT, WHEEL MOTOR 4000 (SHAFT)	2		
21-4	K0100140002	NUT, M14	8		
21-5	K0200140002	WASHER, SPRING M14	8		
21-6	K0013140502	BOLT, HT M14-50	8		
21-7	K0887009040	O-RING, AS568-904	3		
21-8	K3008000342-Y	CONNECTOR, W/O-RING 1096-6	2		
21-9	K3101220700	HOSE, WP70-6-2-700	2		
21-10	K3190006000	TUBE, SPIRAL SP-12 600	2		
21-11	K0887009120	O-RING, AS568-912	4		
21-12	K3008000382-Y	CONNECTOR, W/O-RING 1	4		
21-13	K3106430600	HOSE, WP245-12-3-600	2		
21-14	K3191005000	TUBE, SPIRAL SP-15 500	2		
21-15	K3106430700	HOSE, WP245-12-3-700	2		
21-16	K3191006000	TUBE, SPIRAL SP-15 600	2		
21-17	LM2700-0831ZD	MOUNT, DIFF LOCK VALVE	1		
21-18	K001A100151	BOLT, 13T W/HEX HOLE M10-15	1		
21-19	K3313000640	VALVE COMP, SOLENOID HF78445-12	1		11079-11665
21a-19	K3313000960	VALVE COMP, SOLENOID HF78445-12	1		11666-
21-20	K0881014000	O-RING, P14B	4		
21-21	K3009000202-Y	ADAPTER, PF1/4*PF3/8	1		
21-22	K3026325121-Y	CONNECTOR, KCO 25-060E	2		
21-23	K0881024000	O-RING, P24B	4		
21-24	K3008000042-Y	ELBOW, ADJUSTABLE 90 1086-12	3		
21-25	K0881018000	O-RING, P18B	5		
21-26	K3029000312-Y	BUSHING, PF1/2*PF3/4	2		
21-27	K3025064082-Y	ADAPTER, FOR PIPE 064-08	2		
21-28	K0000100302	BOLT, M10-30	2		
21-29	K0200100002	WASHER, SPRING M10	2		

21. Hydraulic section C (Front wheel motor)

GM2810A

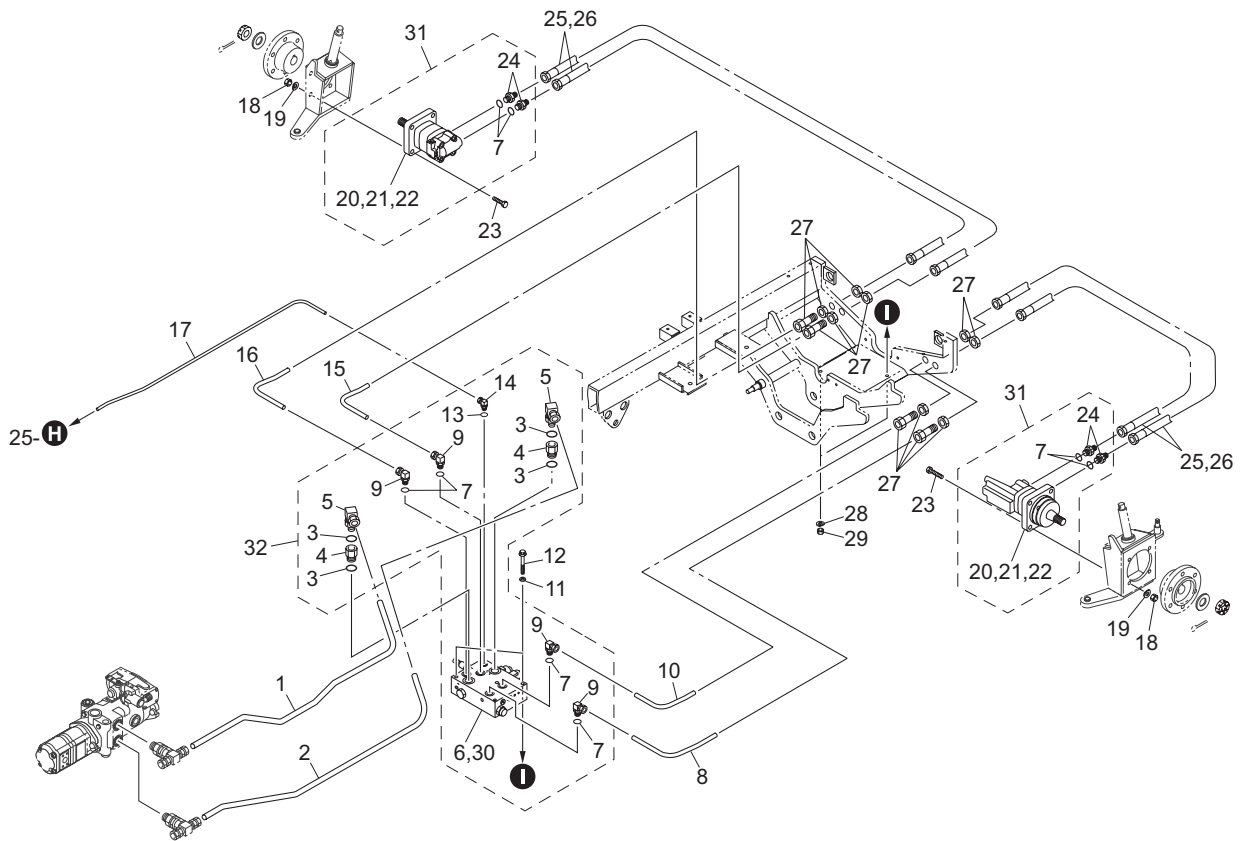


GM2810A_021_z02

Cat No.	Code No.	Part name	Qty	Remark	SN of application
21-30	K3009000092-Y	ADAPTER, PF1/2*PF1/2	1		
21-31	LM2700-0821Z2-Y	MANIFOLD	1		
21-32	K1420000222-Y	PLUG, W/O-RING 215-PF1/4	1		
21-33	K1420000232-Y	PLUG, O-RING 215-PF1/2	1		
21-34	K3008000442-Y	ELBOW, ADJUSTABLE 90 1086-6	2		
21-35	K0003080702	BOLT, M8-70	4		
21-36	K0200080002	WASHER, SPRING M8	4		
21-37	K5000080002	WASHER, M8	4		
21-38	K3026410041-Y	NIPPLE, KLO 10-020KNNT	1		
21-39	K3027125001-Y	ELBOW, KLC 25-000E	1		
21-40	GM2810-0811Z2-Y	PIPE, K	1		
21-41	GM2810-0812Z2-Y	PIPE, L	1		
21-42	GM2800-0820Z2-Y	PIPE, L	1		
21-43	Y14230	NUT, WHEEL MOTOR 4000	2		
21-44	GM2800-3873Z0	MANIFOLD ASSY	1	exc. O-ring	
21-45	GM2800-3863Z0	MOTOR ASSY, WHEEL 4-490BBAS	2	exc. O-ring & Seal kit	
21-46	GM2810-3810A0	VALVE ASSY, SOLENOID HF78445-12	1	exc. O-ring & Seal kit	11079-11665
21a-46	GM2810A3802Z0	VALVE ASSY, SOLENOID HF78445-12	1	exc. O-ring & Seal kit	11666-
21-47	No Code	SEAL KIT	1	Contact your supplier	

22. Hydraulic section D (Rear wheel motor)

GM2810A

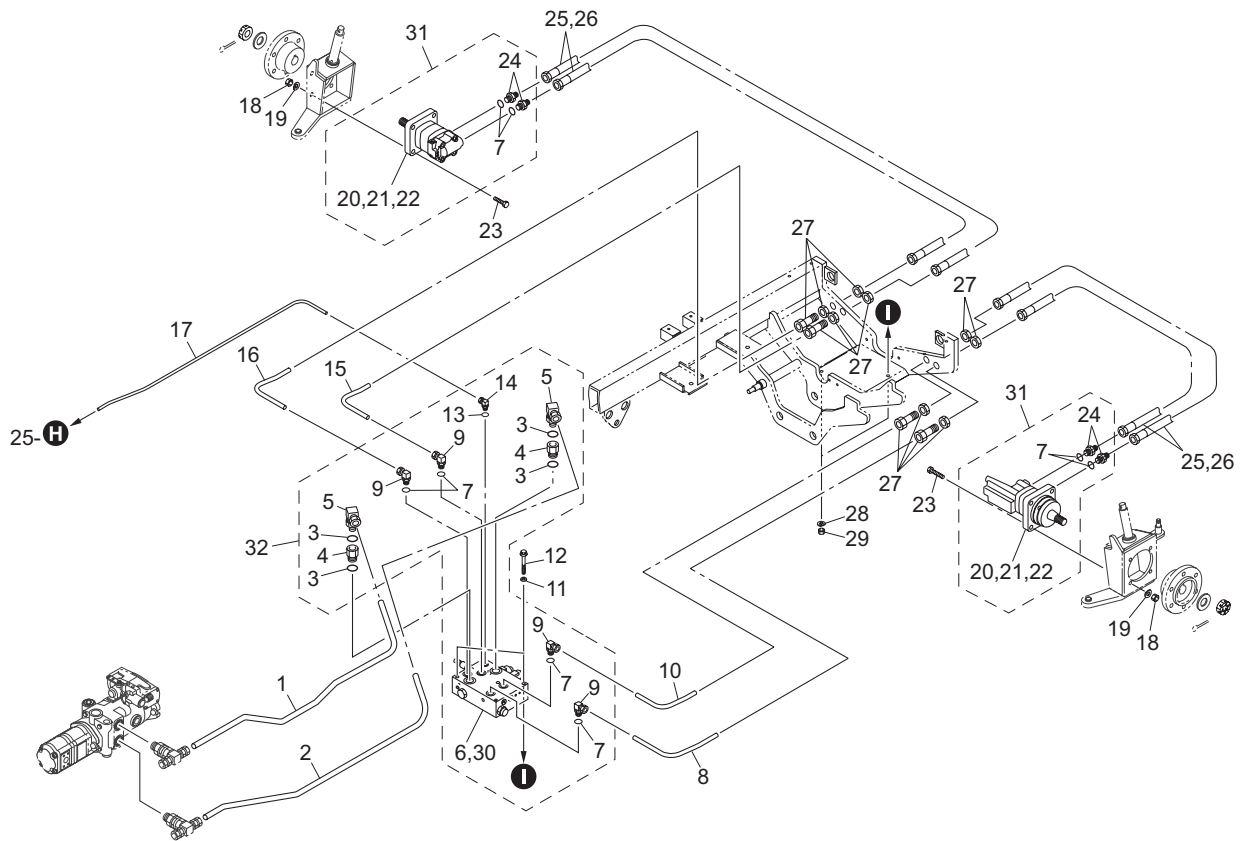


GM2810A_022_z01

Cat No.	Code No.	Part name	Qty	Remark	SN of application
22-1	GM2810-0803Z2-Y	PIPE, C	1		11079-11131
22a-1	GM2810A0804Z2-Y	PIPE, C	1		11132-
22-2	GM2810-0804Z2-Y	PIPE, D	1		11079-11146
22a-2	GM2810A0805Z2-Y	PIPE, D	1		11147-
22-3	K0881024000	O-RING, P24B	4		
22-4	K3008000662-Y	CONNECTOR, W/O-RING 1110-19-19	2		
22-5	K3026425121-Y	NIPPLE, KLO 25-060E	2		
22-6	K3313000290	VALVE COMP, SOLENOID V4205	1		
22-7	K0881018000	O-RING, P18B	8		
22-8	GM2800-0810Z2-Y	PIPE, B	1		
22-9	K3026416081-Y	NIPPLE, LONG ELBOW KLO16-040E	4		
22-10	GM2800-0812A2-Y	PIPE, D	1		
22-11	K5000100002	WASHER, M10	2		
22-12	K0000101002	BOLT, M10-100	2		
22-13	K0881011000	O-RING, P11B	1		
22-14	K3028410081-Y	NIPPLE, ELBOW KLG10-020E	1		
22-15	GM2800-0811A2-Y	PIPE, C	1		
22-16	GM2800-0809Z2-Y	PIPE, A	1		
22-17	GM2800-0877Z2-Y	PIPE, P	1		
22-18	K0100120002	NUT, M12	8		
22-19	K0200120002	WASHER, SPRING M12	8		
22-20	K3291000190	MOTOR, WHEEL 2-200BS4S	2		
22-21	Y61091S	SEAL KIT, ORBIT MOTOR 2000 (SHAFT)	2		
22-22	Y61090S	SEAL KIT, ORBIT MOTOR 2000 (REAR)	2		
22-23	K0000120452	BOLT, M12-45	8		
22-24	K3009000092-Y	ADAPTER, PF1/2*PF1/2	4		
22-25	K3105410800	HOSE, WP210-12-1-800	4		
22-26	K3191007000	TUBE, SPIRAL SP-15 700	4		
22-27	K3026916081-Y	UNION, KUE 16-040E	4		
22-28	K0200100002	WASHER, SPRING M10	2		

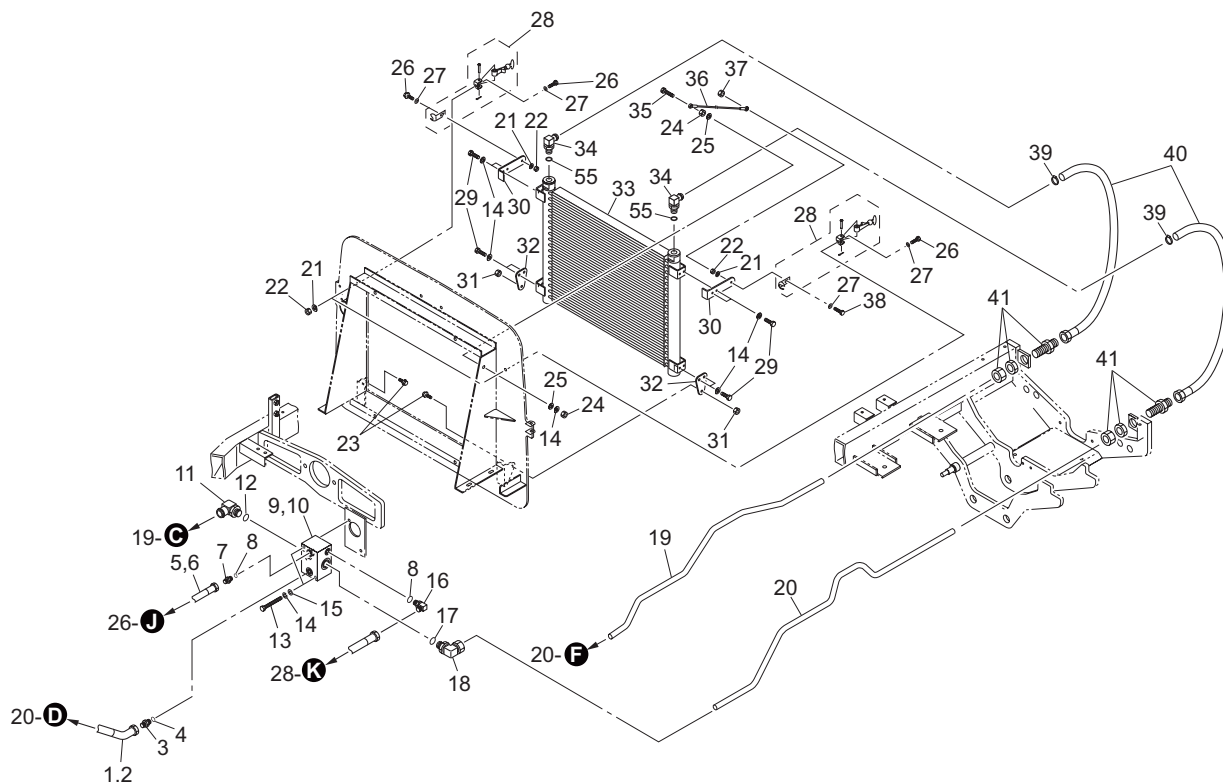
22. Hydraulic section D (Rear wheel motor)

GM2810A



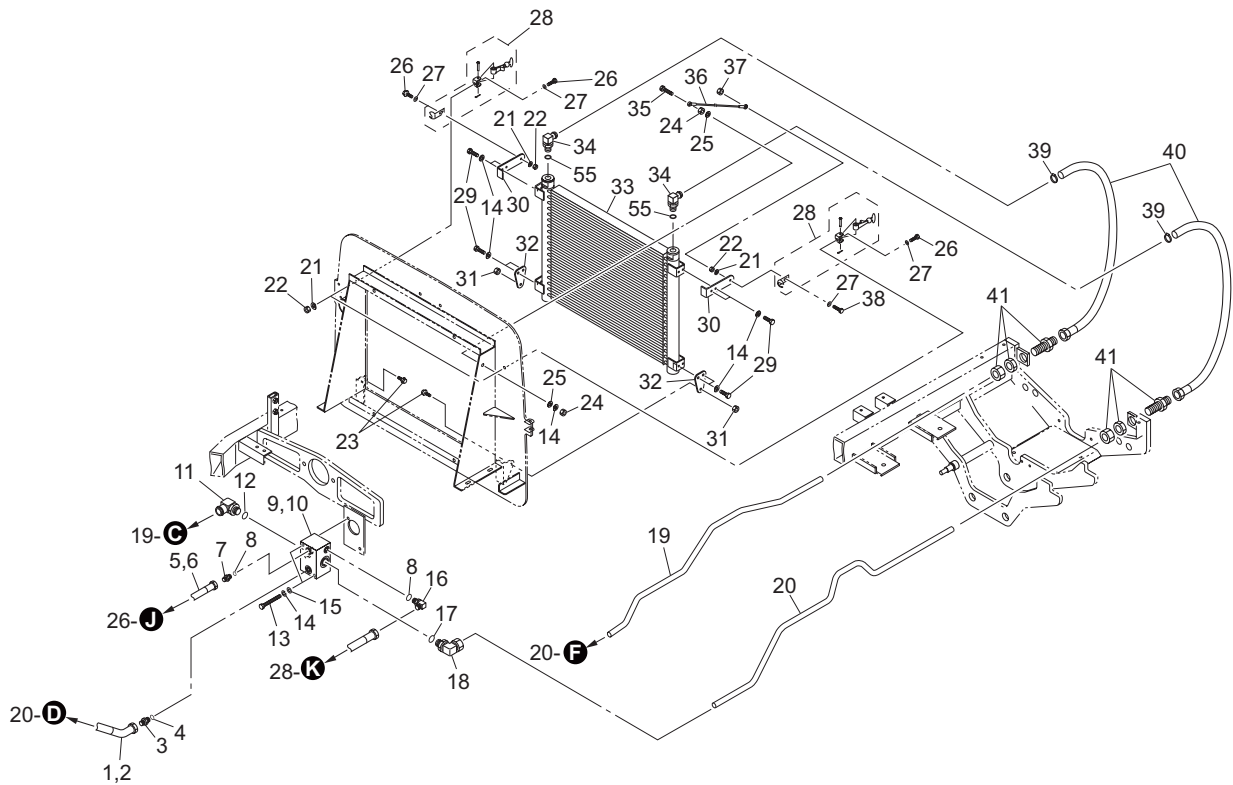
GM2810A_022_z01

Cat No.	Code No.	Part name	Qty	Remark	SN of application
22-29	K0100100002	NUT, M10	2		
22-30	YZ40068516	SEAL KIT, SK08-3N-MM	1		
22-31	GM2800-3864Z0	STEERING CNTL UNIT, ORBITROL 2-200BS4S-E3953	2	exc. O-ring & Seal kit	
22-32	GM2800-3872Z0	VALVE ASSY, SOLENOID V4205	1	exc. O-ring & Seal kit	



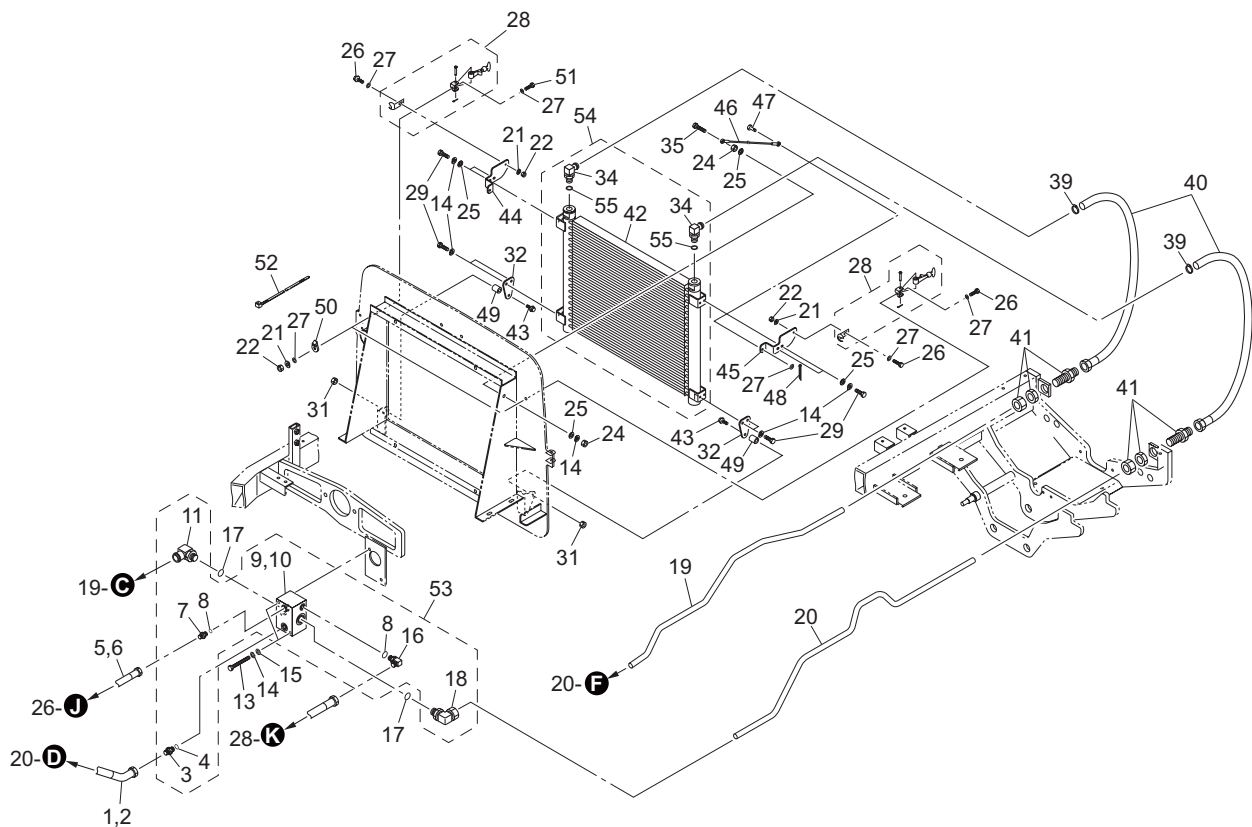
GM2810A_023_z01

Cat No.	Code No.	Part name	Qty	Remark	SN of application
23-1	K3101420550	HOSE, WP70-12-2-550	1		
23-2	K3191004500	TUBE, SPIRAL SP-15 450	1		
23-3	K3009000092-Y	ADAPTER, PF1/2*PF1/2	1		
23-4	K0881018000	O-RING, P18B	1		
23-5	K3101330700	HOSE, WP70-9-3-700	1		
23-6	K3191006000	TUBE, SPIRAL SP-15 600	1		
23-7	K3009000142-Y	ADAPTER, PF3/8 PF3/8	1		
23-8	K0881014000	O-RING, P14B	2		
23-9	K3321000070	VALVE, HF80396-12	1		
23-10	YZ40078945	SEAL KIT, SK10-2N-T/B	1		
23-11	K3008000212-Y	ADAPTER, ODD SIZED 90 FPD2576	1		
23-12	K0887009200	O-RING, AS568-920	1		
23-13	K0003080902	BOLT, M8-90	2		
23-14	K0200080002	WASHER, SPRING M8	11		
23-15	K5073208202	WASHER, SPHC 3.2-8-20	2		
23-16	K3008000032-Y	ELBOW, ADJUSTABLE 90 1086-9	1		
23-17	K0881029000	O-RING, P29B	1		
23-18	K3026425161-Y	NIPPLE, KLO 25-080E	1		
23-19	GM2810-0805Z2-Y	PIPE, E	1		
23-20	GM2810-0809Z2-Y	PIPE, I	1		
23-21	K0200060002	WASHER, SPRING M6	4		
23-22	K0100060002	NUT, M6	4		
23-23	K0000100202	BOLT, M10-20	2		
23-24	K0100080002	NUT, M8	2		
23-25	K5000080002	WASHER, M8	2		
23-26	K0000060152	BOLT, M6-15	3		
23-27	K5000060002	WASHER, M6	4		
23-28	K1520000030	HOOK ASSY, RUBBER	2		
23-29	K0000080152	BOLT, M8-15	8		
23-30	GM2800-0807ZD	FIXTURE	2		



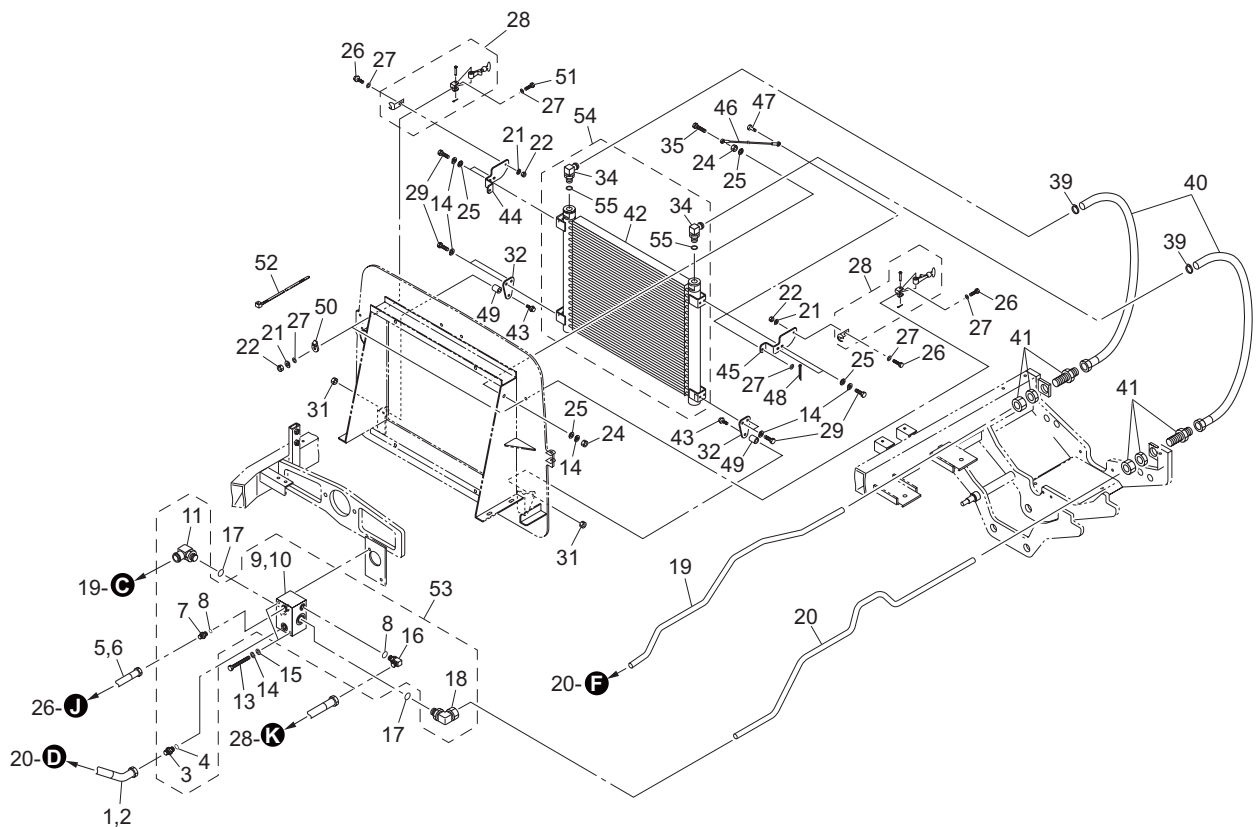
GM2810A_023_z01

Cat No.	Code No.	Part name	Qty	Remark	SN of application
23-31	K0144100002	NUT, W/F-RING M10	2		
23-32	GM2800-0806ZD	PLATE, FULCRUM	2		
23-33	GM2810-0818Z0	OIL COOLER	1		
23-34	K3008000602-Y	CONNECTOR, MALE 90 16-3/4	2		
23-35	K0000080352	BOLT, M8-35	1		
23-36	K1170057000	WIRE, HOOK 570	1		
23-37	K0144060002	NUT, W/F-RING M6	1		
23-38	K0000060302	BOLT, M6-30	1		
23-39	K4260000190	CLAMP, HOSE JUBILEE BAND 1	2		
23-40	GM2800-0847Z0	HOSE, BYPASS	2		
23-41	K3026925161-Y	UNION, KUE 12-080E	2		
23a-42					
23a-43					
23a-44					
23a-45					
23a-46					
23a-47					
23a-48					
23a-49					
23a-50					
23a-51					
23a-52					
23a-53					
23a-54					
23-55	K0881024000	O-RING, P24B	2		



GM2810A_A23_z02

Cat No.	Code No.	Part name	Qty	Remark	SN of application
A23-1	K3101420550	HOSE, WP70-12-2-550	1		
A23-2	K3191004500	TUBE, SPIRAL SP-15 450	1		
A23-3	K3009000092-Y	ADAPTER, PF1/2*PF1/2	1		
A23-4	K0881018000	O-RING, P18B	1		
A23-5	K3101330700	HOSE, WP70-9-3-700	1		
A23-6	K3191006000	TUBE, SPIRAL SP-15 600	1		
A23-7	K3009000142-Y	ADAPTER, PF3/8 PF3/8	1		
A23-8	K0881014000	O-RING, P14B	2		
A23-9	K3321000070	VALVE, HF80396-12	1		
A23-10	YZ40078945	SEAL KIT, SK10-2N-T/B	1		
A23-11	K3008000212-Y	ADAPTER, ODD SIZED 90 FPD2576	1		
A23-12					
A23-13	K0003080902	BOLT, M8-90	2		
A23-14	K0200080002	WASHER, SPRING M8	11		
A23-15	K5073208202	WASHER, SPHC 3.2-8-20	2		
A23-16	K3008000032-Y	ELBOW, ADJUSTABLE 90 1086-9	1		
A23-17	K0881029000	O-RING, P29B	2		
A23-18	K3026425161-Y	NIPPLE, KLO 25-080E	1		
A23-19	GM2810-0805Z2-Y	PIPE, E	1		
A23-20	GM2810-0809Z2-Y	PIPE, I	1		
A23-21	K0200060002	WASHER, SPRING M6	4		
A23-22	K0100060002	NUT, M6	4		
A23-23					
A23-24	K0100080002	NUT, M8	2		
A23-25	K5000080002	WASHER, M8	6		
A23-26	K0000060152	BOLT, M6-15	3		
A23-27	K5000060002	WASHER, M6	7		
A23-28	K1520000030	HOOK ASSY, RUBBER	2		
A23-29	K0000080152	BOLT, M8-15	8		
A23-30					

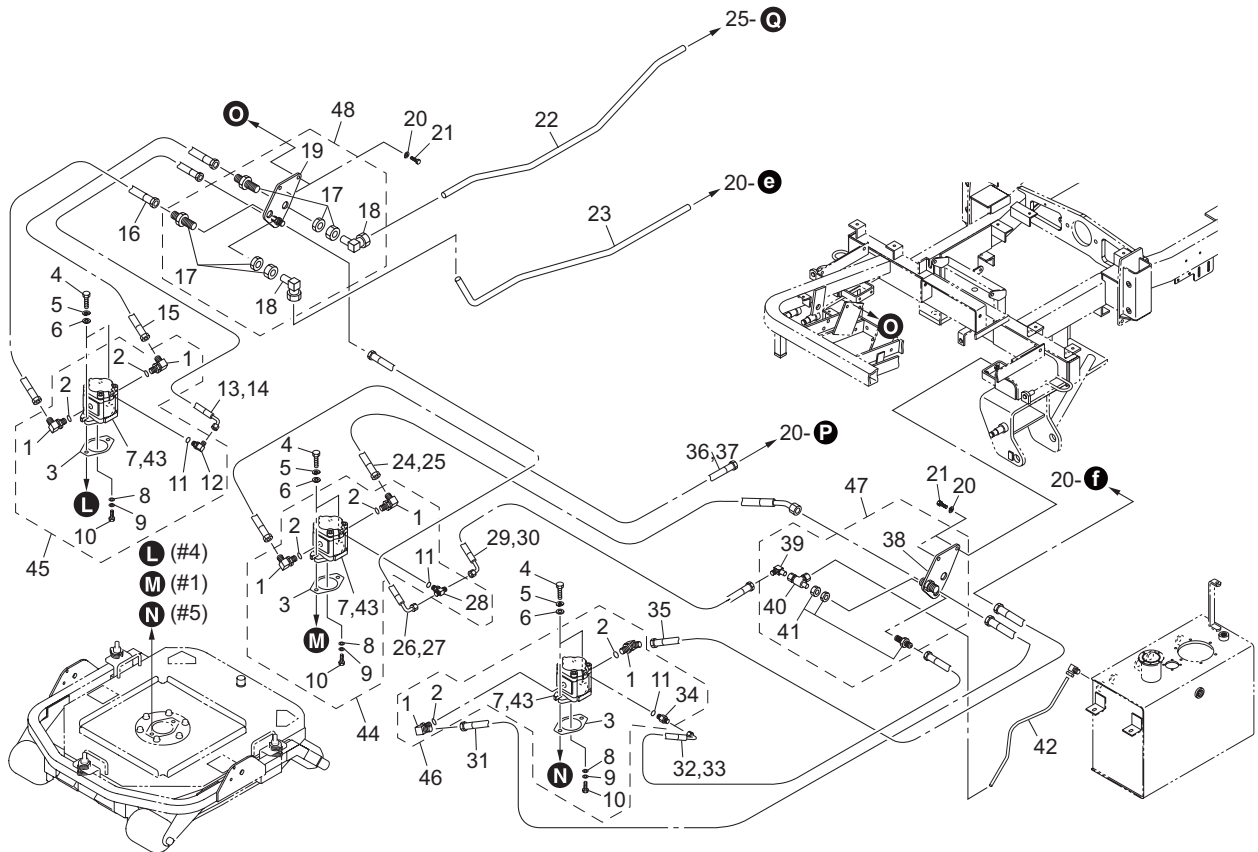


GM2810A_A23_z02

Cat No.	Code No.	Part name	Qty	Remark	SN of application
A23-31	K0144100002	NUT, W/F-RING M10	2		
A23-32	GM2800-0806ZD	PLATE, FULCRUM	2		
A23-33					
A23-34	K3008000602-Y	CONNECTOR, MALE 90 16-3/4	2		
A23-35	K0000080352	BOLT, M8-35	1		
A23-36					
A23-37					
A23-38					
A23-39	K4260000190	CLAMP, HOSE JUBILEE BAND 1	2		
A23-40	GM2800-0847Z0	HOSE, BYPASS	2		
A23-41	K3026925161-Y	UNION, KUE 12-080E	2		
A23-42	K3431000070	COOLER, OIL	1		
A23-43	K0000100352	BOLT, M10-35	2		
A23-44	GM2810A0801ZD	PLATE, CLAMPING (RH)	1		
A23-45	GM2810A0802ZD	PLATE, CLAMPING (LH)	1		
A23-46	K1170037000	WIRE, HOOK 370	1		
A23-47	K6031060172	PIN, FLAT-HEAD HT M6-17	1		
A23-48	K0300016202	PIN, COTTER M1.6-20	1		
A23-49	K6212001862	COLLAR, STKM M10.2-16-12	2		
A23-50	K4241000140	BAND, PLASTIC TIE MOUNT CL8-SB8	1		
A23-51	K0000060252	BOLT, M6-25	1		
A23-52	K4241000130	BAND, PLASTIC TRCV-450W	1		
A23-53	LM3200-3807B0	VALVE COMP, HF80396-12	1	exc. Seal kit	
A23-54	GM2810A3801Z0	OIL COOLER ASSY	1		
A23-55	K0881024000	O-RING, P24B	2		

24. Hydraulic section F (Gear motor / #1,4,5)

GM2810A

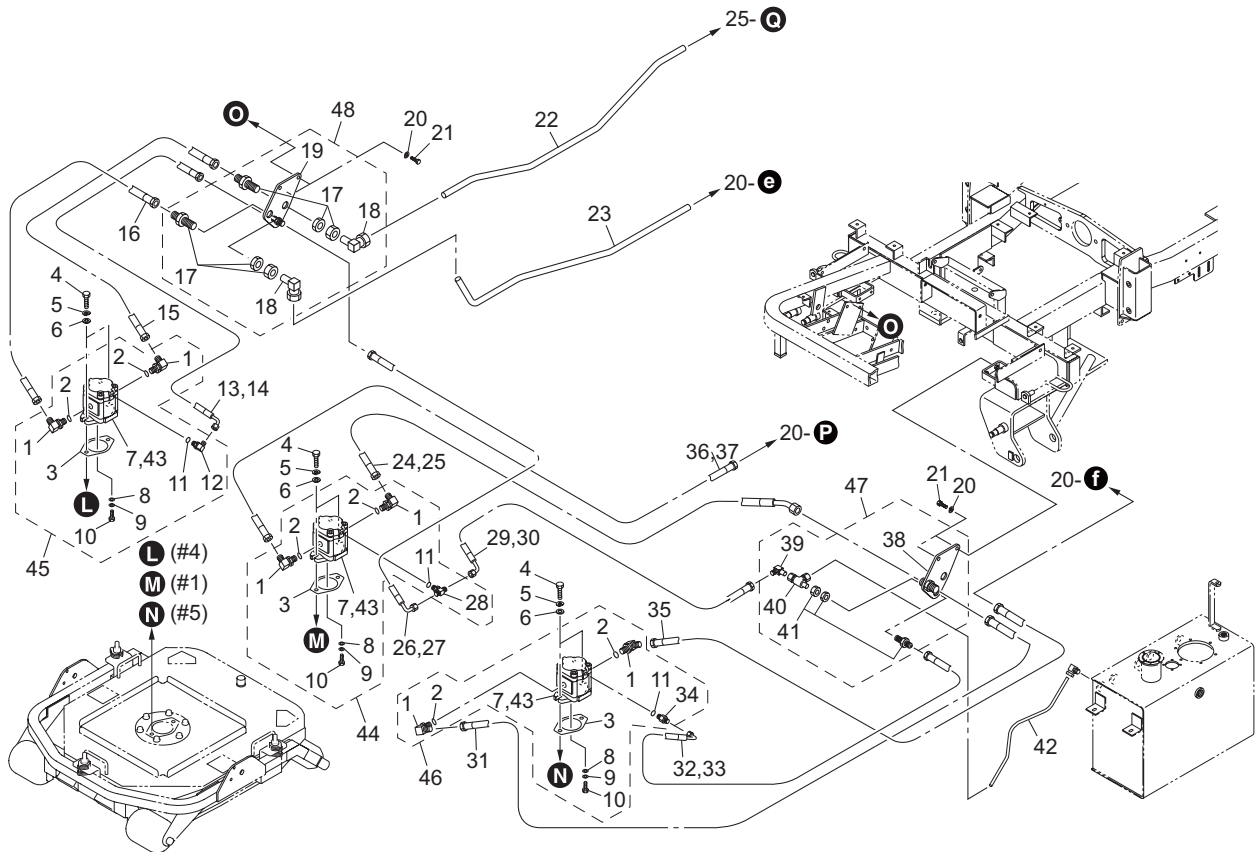


GM2810A_024_z02

Cat No.	Code No.	Part name	Qty	Remark	SN of application
24-1	K3008000042-Y	ELBOW, ADJUSTABLE 90 1086-12	6		
24-2	K0881018000	O-RING, P18B	6		
24-3	K4011000290	PACKING, OIL-SHEET	3		
24-4	K0008100302	BOLT, SMALL M10-30	6		
24-5	K0200100002	WASHER, SPRING M10	6		
24-6	K5000100002	WASHER, M10	6		
24-7	K3282000050	MOTOR, GEAR PLM20.20R	3		
24-8	GM2810A0803Z0	WASHER, SUS304 3-619	3		
24-9	K0200060002	WASHER, SPRING M6	3		
24-10	K0000060152	BOLT, M6-15	3		
24-11	K0881011000	O-RING, P11B	3		
24-12	K3008000442-Y	ELBOW, ADJUSTABLE 90 1086-6	1		
24-13	K3101231650	HOSE, WP70-6-3-1650	1		
24-14	K3190015500	TUBE, SPIRAL SP-12 1550	1		
24-15	GM2800-0855Z0	HOSE, WP140-12-1-1550	1		
24-16	GM2800-0857Z0	HOSE, WP210-12-1-1650	1		
24-17	K3026916081-Y	UNION, KUE 16-040E	2		
24-18	K3027116001-Y	ELBOW, KLC 16-000E	2		
24-19	GM2800-0833A2-Y	PLATE, MOUNTING FITTING C	1		
24-20	K0200080002	WASHER, SPRING M8	4		
24-21	K0000080202	BOLT, M8-20	4		
24-22	GM2810-0806Z2-Y	PIPE, F	1		
24-23	GM2810-0807Z2-Y	PIPE, G	1		
24-24	K3103420900	HOSE, WP140-12-2-900	1		
24-25	K3191008000	TUBE, SPIRAL SP-15 800	1		
24-26	K3101231150	HOSE, WP70-6-3-1150	1		
24-27	K3190010500	TUBE, SPIRAL SP-12 1050	1		
24-28	K3008000672-Y	ADAPTER, TEE W/O-RING 1087-6	1		
24-29	K3101230800	HOSE, WP70-6-3-800	1		
24-30	K3190007000	TUBE, SPIRAL SP-12 700	1		

24. Hydraulic section F (Gear motor / #1,4,5)

GM2810A

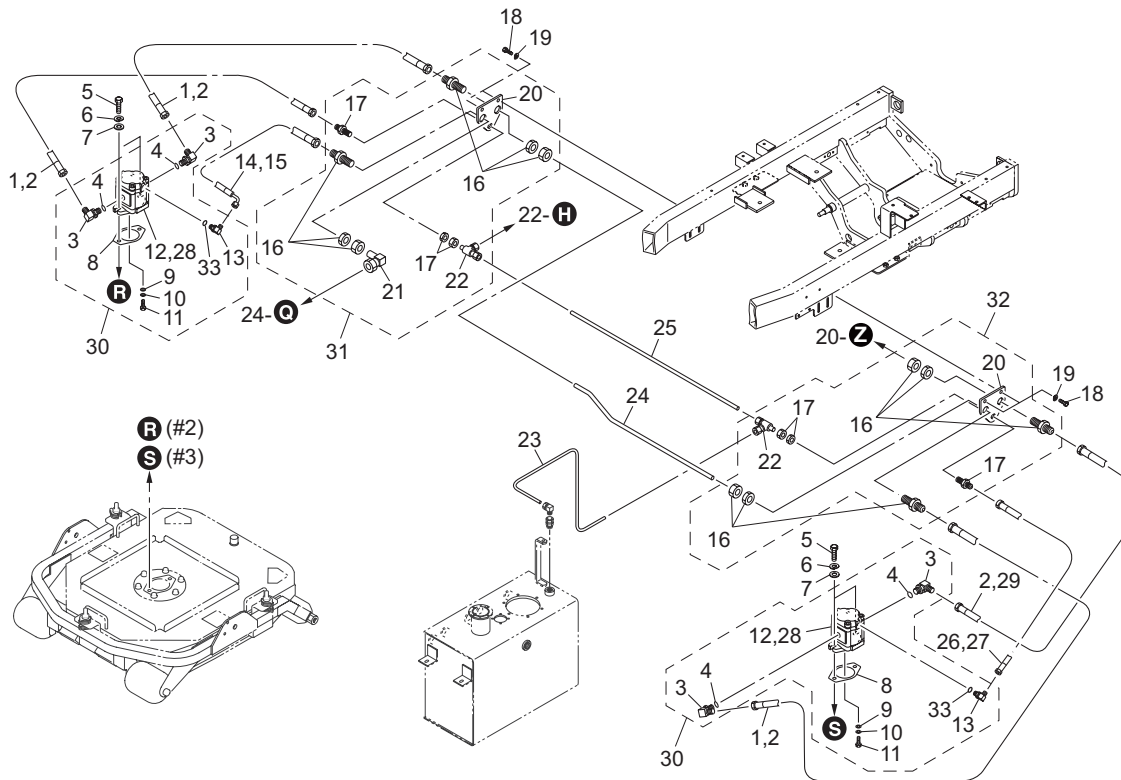


GM2810A_024_z02

Cat No.	Code No.	Part name	Qty	Remark	SN of application
24-31	GM2800-0856Z0	HOSE, WP140-12-1-1600	1		
24-32	K3101221520	HOSE, WP70-6-2-1520	1		
24-33	K3190014500	TUBE, SPIRAL SP-12 1450	1		
24-34	K3008000232-Y	CONNECTOR, W/O-RING PF1/4*PF1/4	1		
24-35	GM2800-0854Z0	HOSE, WP210-12-1500	1		
24-36	K3105411150	HOSE, WP210-12-1-1150	1		
24-37	K3191010500	TUBE, SPIRAL SP-15 1050	1		
24-38	GM2800-0830A2-Y	PLATE, MOUNTING FITTING A	1		
24-39	K3028510041-Y	ELBOW, FOR HOSE HLD 10-20E	1		
24-40	K3027210001-Y	TEE, KTC 10-000E	1		
24-41	K3026910041-Y	UNION, KUE 10-020E	1		
24-42	LM3200-0815Z2-Y	PIPE, L	1		
24-43	YCA62029243	SEAL KIT, PLM20	3		
24-44	GM2810-3806Z0	MOTOR ASSY, GEAR PLM20.20R	1	exc. O-ring & Seal kit	
24-45	GM2810-3807Z0	MOTOR ASSY, GEAR PLM20.20R	1	exc. O-ring & Seal kit	
24-46	GM2810-3808Z0	MOTOR ASSY, GEAR PLM20.20R	1	exc. O-ring & Seal kit	
24-47	GM2810-3809A0	PLATE ASSY, CONNECTING HOSE #5	1		
24-48	GM2800-3869A0	PLATE ASSY, CONNECTING HOSE #4	1		

25. Hydraulic section G (Gear motor / #2,3)

GM2810A

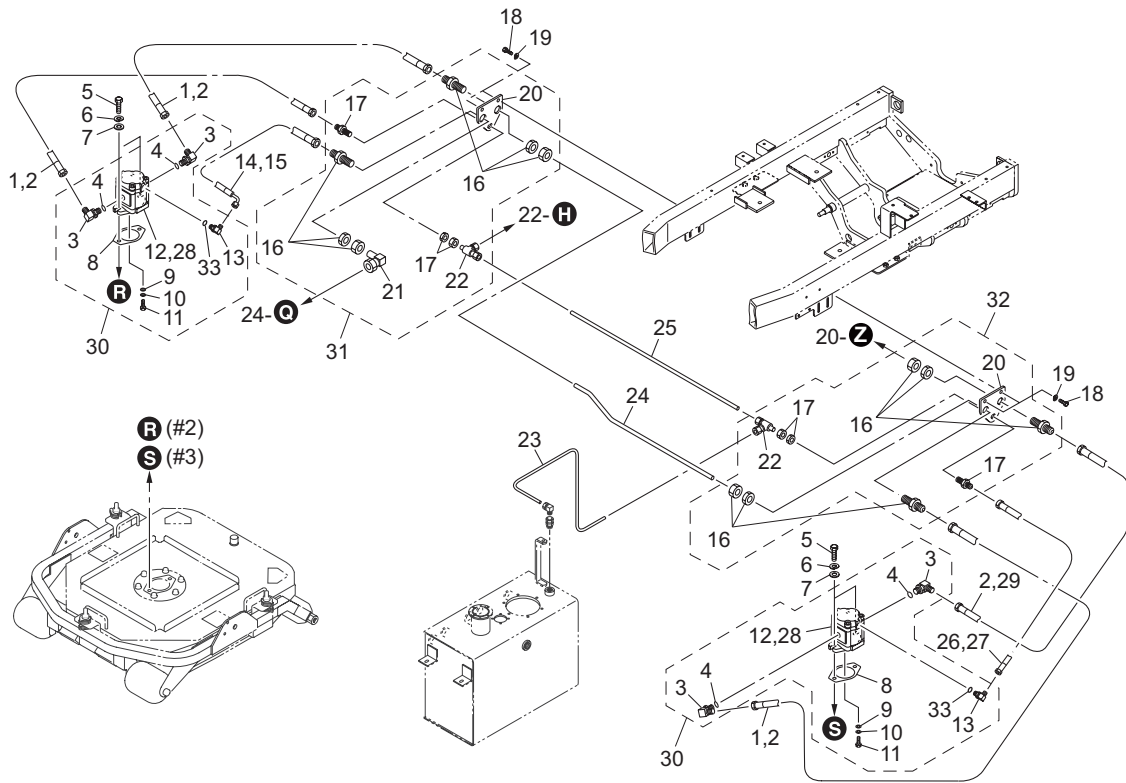


GM2810A_025_z02

Cat No.	Code No.	Part name	Qty	Remark	SN of application
25-1	K3103411250	HOSE, WP140-12-1-1250	3		
25-2	K3191011500	TUBE, SPIRAL SP-15 1150	4		
25-3	K3008000042-Y	ELBOW, ADJUSTABLE 90 1086-12	4		
25-4	K0881018000	O-RING, P18B	4		
25-5	K0008100302	BOLT, SMALL M10-30	4		
25-6	K0200100002	WASHER, SPRING M10	4		
25-7	K5000100002	WASHER, M10	4		
25-8	K4011000290	PACKING, OIL-SHEET	2		
25-9	GM2810A0803Z0	WASHER, SUS304 3-619	2		
25-10	K0200060002	WASHER, SPRING M6	2		
25-11	K0000060122	BOLT, M6-12	2		
25-12	K3282000050	MOTOR, GEAR PLM20.20R	2		
25-13	K3008000044-Y	ELBOW, ADJUSTABLE 90 1086-6	2		
25-14	K3101231300	HOSE, WP70-6-3-1300	1		
25-15	K3190012000	TUBE, SPIRAL SP-12 1200	1		
25-16	K3026916081-Y	UNION, KUE 16-040E	4		
25-17	K3026910041-Y	UNION, KUE 10-020E	2		
25-18	K0000080202	BOLT, M8-20	4		
25-19	K0200080002	WASHER, SPRING M8	4		
25-20	GM2800-0831ZD	PLATE, FOR FIXTURE B	2		
25-21	K3027116001-Y	ELBOW, KLC 16-000E	1		
25-22	K3027210001-Y	TEE, KTC 10-000E	2		
25-23	GM2800-0875Z2-Y	PIPE, N	1		
25-24	GM2800-0823Z2-Y	PIPE, O	1		
25-25	GM2800-0821Z2-Y	PIPE, M	1		
25-26	K3101211100	HOSE, WP70-6-1-1100	1		
25-27	K3190010000	TUBE, SPIRAL SP-12 1000	1		
25-28	YCA62029243	SEAL KIT, PLM20	2		
25-29	K3105411250	HOSE, WP210-12-1-1250	1		
25-30	GM2810-3807Z0	MOTOR ASSY, GEAR PLM20.20R	2	exc. O-ring & Seal kit	

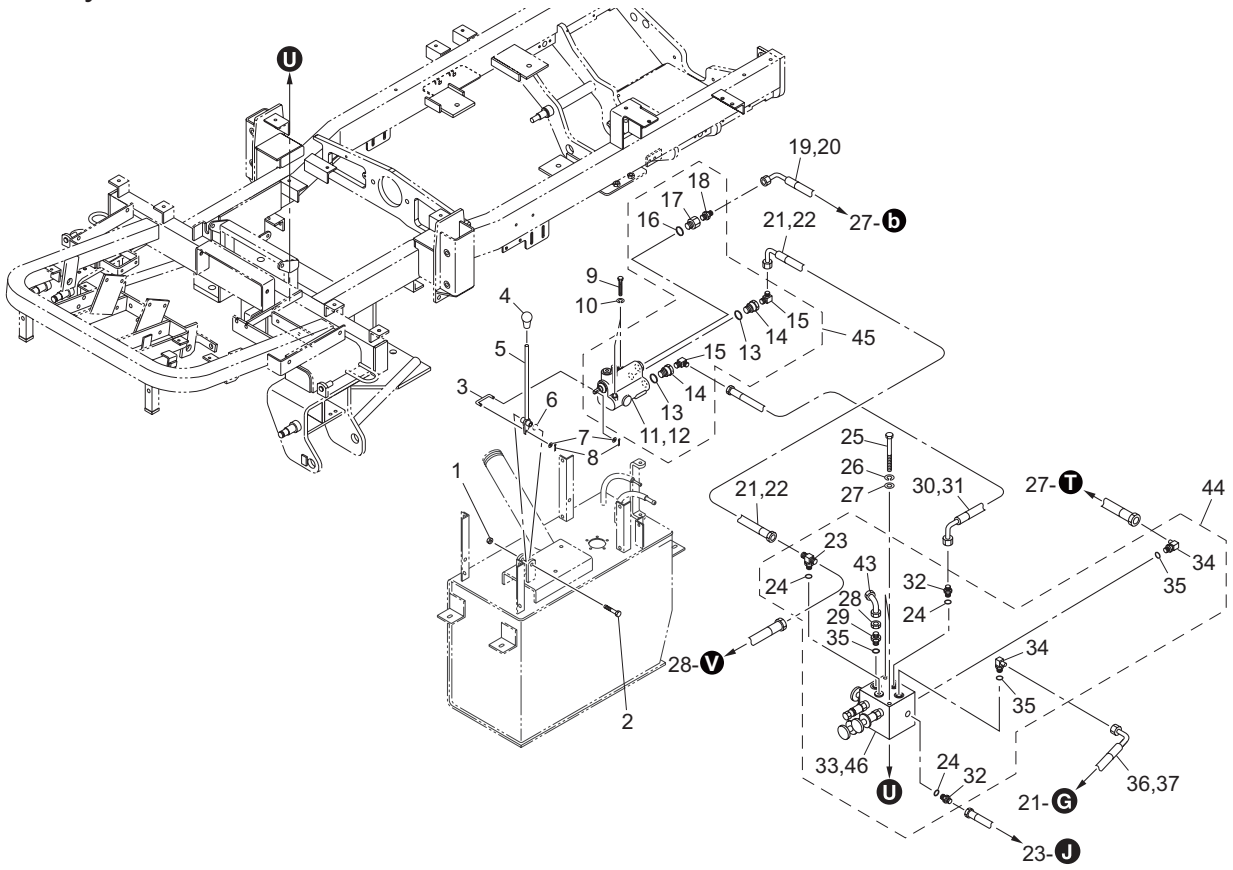
25. Hydraulic section G (Gear motor / #2,3)

GM2810A



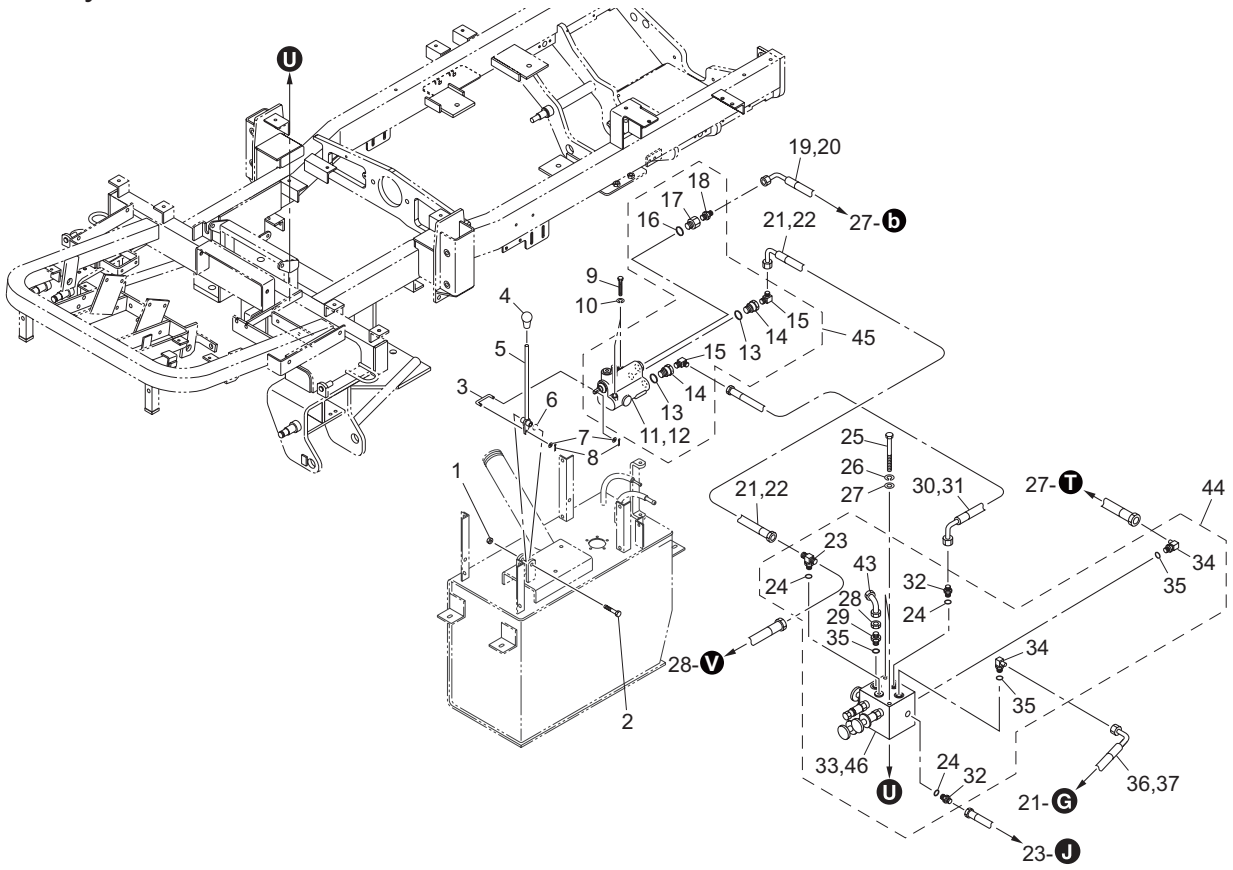
GM2810A_025_z02

Cat No.	Code No.	Part name	Qty	Remark	SN of application
25-31	GM2800-3870Z0	PLATE ASSY, CONNECTING HOSE #2	1		
25-32	GM2800-3871Z0	PLATE ASSY, CONNECTING HOSE #3	1		
25-33	K0881011000	O-RING, P11B	2		



GM2810A_026_z03

Cat No.	Code No.	Part name	Qty	Remark	SN of application
26-1	K0144080002	NUT, W/F-RING M8	1		
26-2	K0003080552	BOLT, M8-55	1		
26-3	GM2800-0805Z2	ROD	1		
26-4	K1300000040	GRIP, PLASTIC BLACK 9-35.5	1		
26-5	GM2800-0804A2	LEVER, LIFTING	1		
26-6	K5000080002	WASHER, M8	1		
26-7	K5000050002	WASHER, M5	2		
26-8	K0300016122	PIN, COTTER M1.6-12	2		
26-9	K0000060452	BOLT, M6-45	2		
26-10	K0200060002	WASHER, SPRING M6	2		
26-11	K3321000030	MANIFOLD, CONTROL VALVE	1		
26-12	K3321000030-1	REPAIR KIT, 31921-927	1		
26-13	K0887009080	O-RING, AS568-908	2		
26-14	K3008000692-Y	CONNECTOR, W/O-RING 4043-8-8	2		
26-15	K3006000022-Y	ELBOW, ODD SIZED PT1/2*PF3/8	2		
26-16	K0887009060	O-RING, AS568-906	1		
26-17	K3008000242-Y	ADAPTER, ODD SIZED 90 9/16-18UNFPT3/8	1		
26-18	K3007000062-Y	ADAPTER, ODD SIZED PT3/8*PF1/4	1		
26-19	K3103230700	HOSE, WP140-6-3-700	1		
26-20	K3190006000	TUBE, SPIRAL SP-12 600	1		
26-21	K3103330600	HOSE, WP140-9-3-600	1		
26-22	K3191005000	TUBE, SPIRAL SP-15 500	1		
26-23	K3008000682-Y	BOSS, W/O-RING 1087-9	1		
26-24	K0881014000	O-RING, P14B	3		
26-25	K0003101202	BOLT, M10-120	2		
26-26	K0200100002	WASHER, SPRING M10	2		
26-27	K5000100002	WASHER, M10	2		
26-28	K3008000482-Y	CAP, TAPPED FEMALE PF1/4	1		
26-29	K3008000232-Y	CONNECTOR, W/O-RING PF1/4*PF1/4	1		
26-30	K3103330400	HOSE, WP140-9-3-400	1		

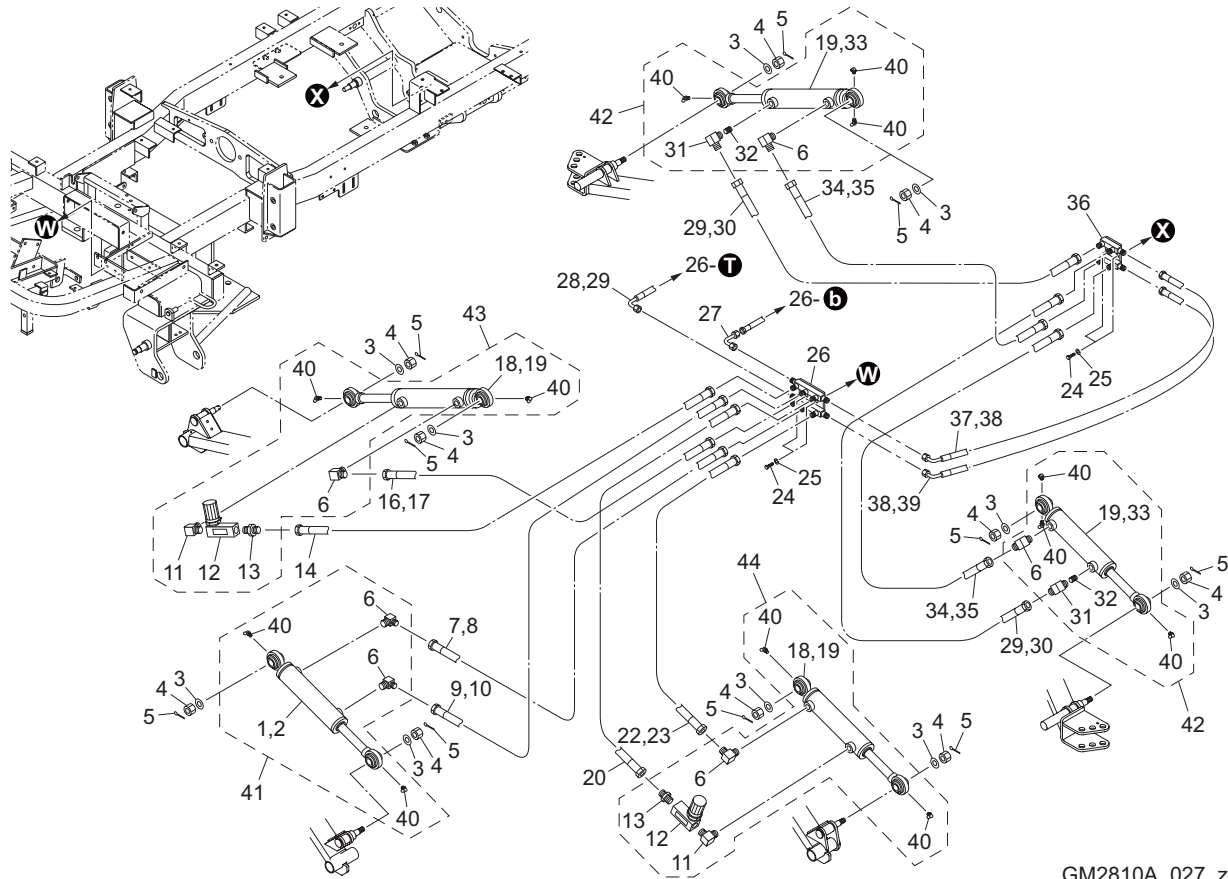


GM2810A_026_z03

Cat No.	Code No.	Part name	Qty	Remark	SN of application
26-31	K3191003000	TUBE, SPIRAL SP-15 300	1		
26-32	K3009000142-Y	ADAPTER, PF3/8 PF3/8	2		
26-33	K3313000670	VALVE COMP, SOLENOID HF80397-12	1		11079-11665
26a-33	K3313000980	VALVE COMP, SOLENOID HF80397-12	1		11666-
26-34	K3008000442-Y	ADAPTER, 90 1086-6	2		
26-35	K0881011000	O-RING, P11B	3		
26-36	K3106230400	HOSE, WP245-6-3-400	1		
26-37	K3190003000	TUBE, SPIRAL SP-12 300	1		
26-38					
26-39					
26-40					
26-41					
26-42					
26-43	K3025069042-Y	ADAPTER, FOR PIPE 069-04	1		
26-44	GM2810-3804A0	VALVE ASSY, SOLENOID HF80397-12	1	exc. O-ring & Seal kit	11079-11665
26a-44	GM2810A3803Z0	VALVE ASSY, SOLENOID HF80397-12	1	exc. O-ring & Seal kit	11666-
26-45	GM2800-3857Z0	VALVE ASSY, CONTROL	1	exc. O-ring & Seal kit	
26-46	No Code	SEAL KIT	1	Contact your supplier	

27. Hydraulic section J (Cylinder)

GM2810A

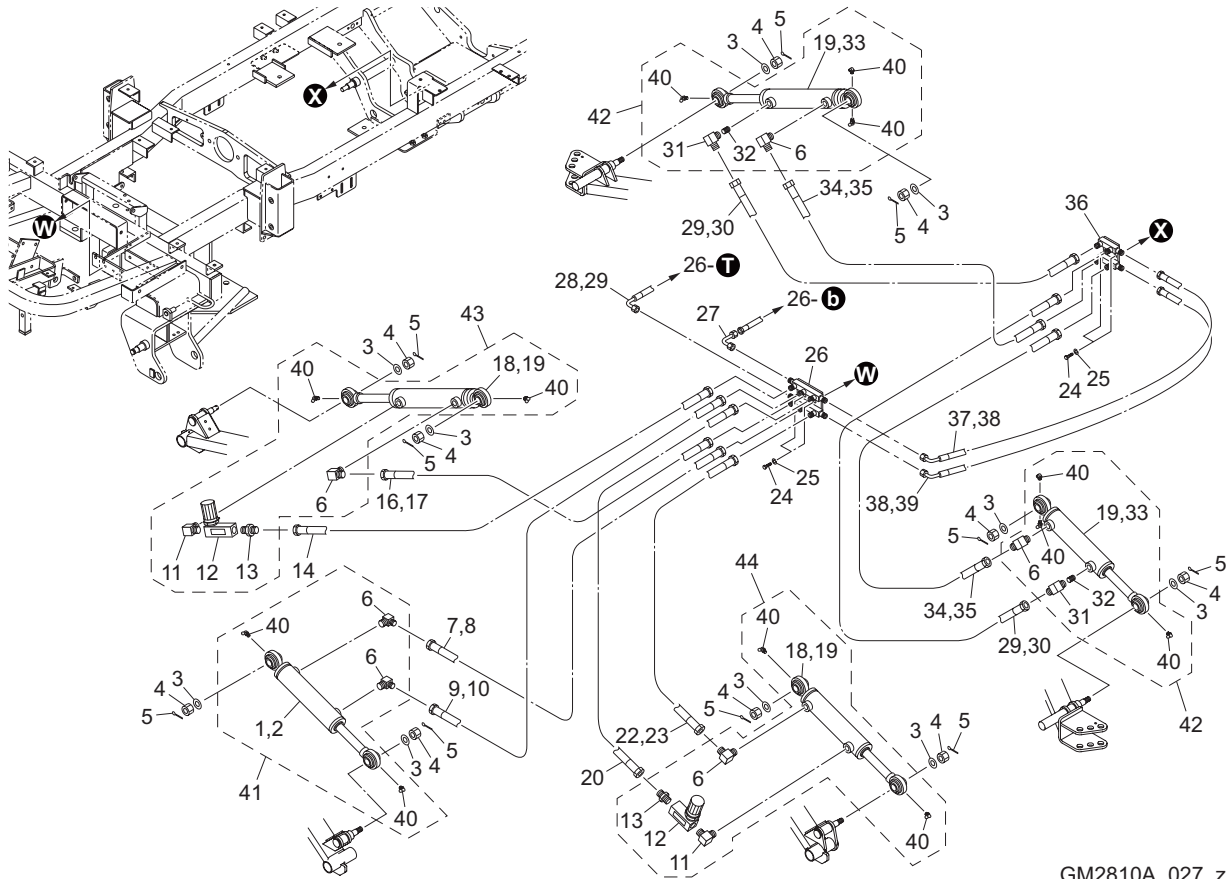


GM2810A_027_z02

Cat No.	Code No.	Part name	Qty	Remark	SN of application
27-1	K3213000200	CYLINDER, 40-138 359	1	for deck unit #1	
27-2	YIS-40D-SK	SEAL KIT, CYLINDER	1		
27-3	K0215160001	WASHER, DISK SPRING 2H M16	10		
27-4	K0122160002	NUT, HIGH SLOTTED P1.5 M16	10		
27-5	K0300032402	PIN, COTTER M3.2-40	10		
27-6	K3001060002-Y	ELBOW, 90 1033-6	6		
27-7	K3101210600	HOSE, WP70-6-1-600	1		
27-8	K3190005000	TUBE, SPIRAL SP-12 500	1		
27-9	K3103210480	HOSE, WP140-6-1-480	1		
27-10	K3190003800	TUBE, SPIRAL SP-12 380	1		
27-11	K3006000042-Y	ELBOW, PT1/4	2		
27-12	K3332000050	VALVE, SLOW RETURN HF02172	2		11079-11746
27a-12	K3334000030	VALVE, CHECK FCZL-02	2		11747-
27-13	K3000060002-Y	ADAPTER, 1013-6	2		
27-14	K3103211000	HOSE, WP140-6-1-1000	1		
27-15					
27-16	K3101210850	HOSE, WP70-6-1-850	1		
27-17	K3190007500	TUBE, SPIRAL SP-12 750	1		
27-18	K3213000220	CYLINDER, 45-195 397	2	for deck units #4,#5	
27-19	YIS-45B-SK	SEAL KIT, CYLINDER	4		
27-20	K3103210940	HOSE, WP140-6-1-940	1		
27-21					
27-22	K3101210750	HOSE, WP70-6-1-750	1		
27-23	K3190006500	TUBE, SPIRAL SP-12 650	1		
27-24	K0000080202	BOLT, M8-20	4		
27-25	K0200080002	WASHER, SPRING M8	4		
27-26	GM2800-0802Z2-Y	MANIFOLD	1		
27-27	K3025069042-Y	ADAPTER, FOR PIPE 069-04	1		
27-28	K3101230500	HOSE, WP70-6-3-500	1		
27-29	K3190004000	TUBE, SPIRAL SP-12 400	3		

27. Hydraulic section J (Cylinder)

GM2810A

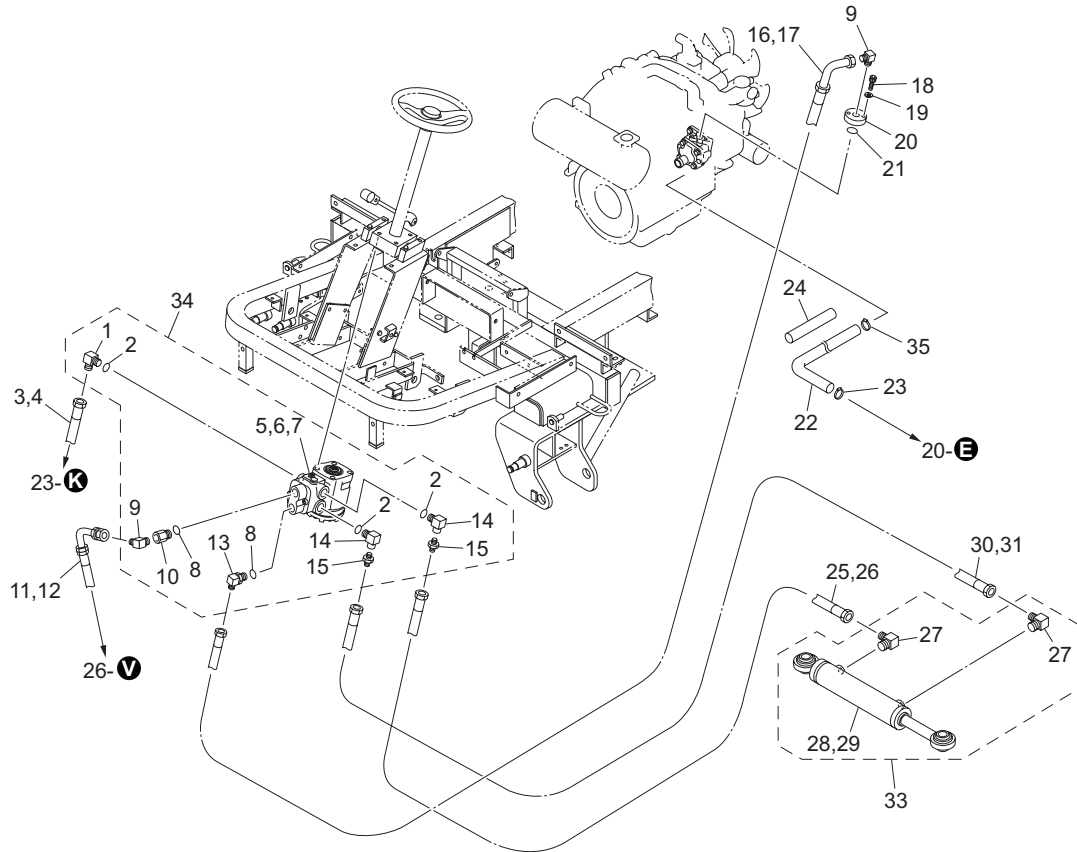


GM2810A_027_z02

Cat No.	Code No.	Part name	Qty	Remark	SN of application
27-30	K3103210500	HOSE, WP140-6-1-500	2		
27-31	K3029000252-Y	ELBOW, 90 1033-6M6	2		
27-32	K0023000011-Y	SETSCREW, M6-6-1	2		
27-33	K3213000210	CYLINDER, 45-105 270	2	for deck units #2,#3	
27-34	K3101210400	HOSE, WP70-6-1-400	2		
27-35	K3190003000	TUBE, SPIRAL SP-12 300	2		
27-36	GM2800-0803Z2-Y	MANIFOLD	1		
27-37	K3103222000	HOSE, WP140-6-2-2000	1		
27-38	K3190019000	TUBE, SPIRAL SP-12 1900	2		
27-39	K3101222000	HOSE, WP70-6-2-2000	1		
27-40	K1440000020	GREASE NIPPLE, TYPE C	12		
27-41	GM2800-3859Z0	CYLINDER ASSY, 40-138 359 #1	1	exc. Seal kit	
27-42	GM2800-3860Z0	CYLINDER ASSY, 45-110 270 #2 #3	2	exc. Seal kit	
27-43	GM2800-3861Z0	CYLINDER ASSY, 45-195 397 #4	1	exc. Seal kit	11079-11746
27a-43	GM2800-3861A0	CYLINDER ASSY, 45-195 397 #4	1	exc. Seal kit	11747-
27-44	GM2800-3862Z0	CYLINDER ASSY, 45-195 397 #5	1	exc. Seal kit	11079-11746
27a-44	GM2800-3862A0	CYLINDER ASSY, 45-195 397 #5	1	exc. Seal kit	11747-

28. Hydraulic section K (Orbitrol)

GM2810A

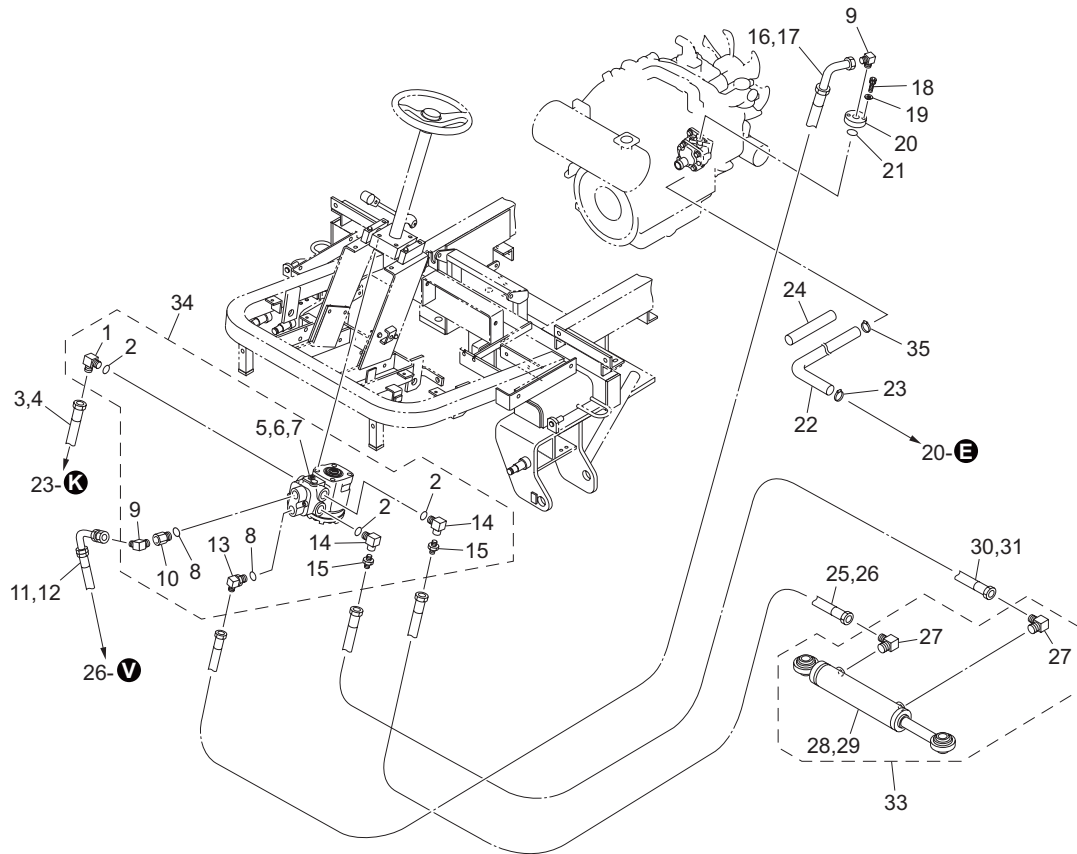


GM2810A_028_z04

Cat No.	Code No.	Part name	Qty	Remark	SN of application
28-1	K3008000032-Y	ELBOW, ADJUSTABLE 90 1086-9	1		
28-2	K0881014000	O-RING, P14B	3		
28-3	K3101311750	HOSE, WP70-9-1-1750	1		
28-4	K3191016500	TUBE, SPIRAL SP-15 1650	1		
28-5	K3294000120	STEERING CNTL UNIT, ORBITROL LC-D1-E	1		
28-6	YBA0271A	SEAL KIT, ORBITROL UA-B4-D	1		
28-7	YBK0039A	SEAL KIT, ORBITROL LB-D1-A	1		
28-8	K0881018000	O-RING, P18B	2		
28-9	K3001090002-Y	ELBOW, 90 1033-9	2		
28-10	K3029000042-Y	BUSHING, PF1/2*PT3/8	1		
28-11	K3103331150	HOSE, WP140-9-3-1150	1		
28-12	K3191010500	TUBE, SPIRAL SP-15 1050	1		
28-13	K3008000352-Y	ELBOW, 90 ODD SIZED PF3/8 PF1/2	1		
28-14	K3008000082-Y	ELBOW, ADJUSTABLE 90 PF3/8PT1/4	2		
28-15	K3000060002-Y	ADAPTER, 1013-6	2		
28-16	K3103322330	HOSE, WP140-9-2-2330	1		
28-17	K3191022300	TUBE, SPIRAL SP-15 2230	1		
28-18	K0000080252	BOLT, M8-25	2		
28-19	K0200080002	WASHER, SPRING M8	2		
28-20	LM2700-0811Z2-Y	FLANGE, PUMP	1		
28-21	K0881020000	O-RING, P20B	1		
28-22	K3149011050	HOSE, S-25-1050	1		
28-23	K4260000190	CLAMP, HOSE JUBILEE BAND 1	1		
28-24	K3172501200	HOSE, VINYL 38*44-120	1		
28-25	K3103213300	HOSE, WP140-6-1-3300	1		
28-26	K3190032000	TUBE, SPIRAL SP-12 3200	1		
28-27	K3001060002-Y	ELBOW, 90 1033-6	2		
28-28	K3213000190	CYLINDER, 40-187-393	1	for steering	
28-29	YIS-40A-SK	SEAL KIT, CYLINDER	1		
28-30	K3103213500	HOSE, WP140-6-1-3500	1		

28. Hydraulic section K (Orbitrol)

GM2810A

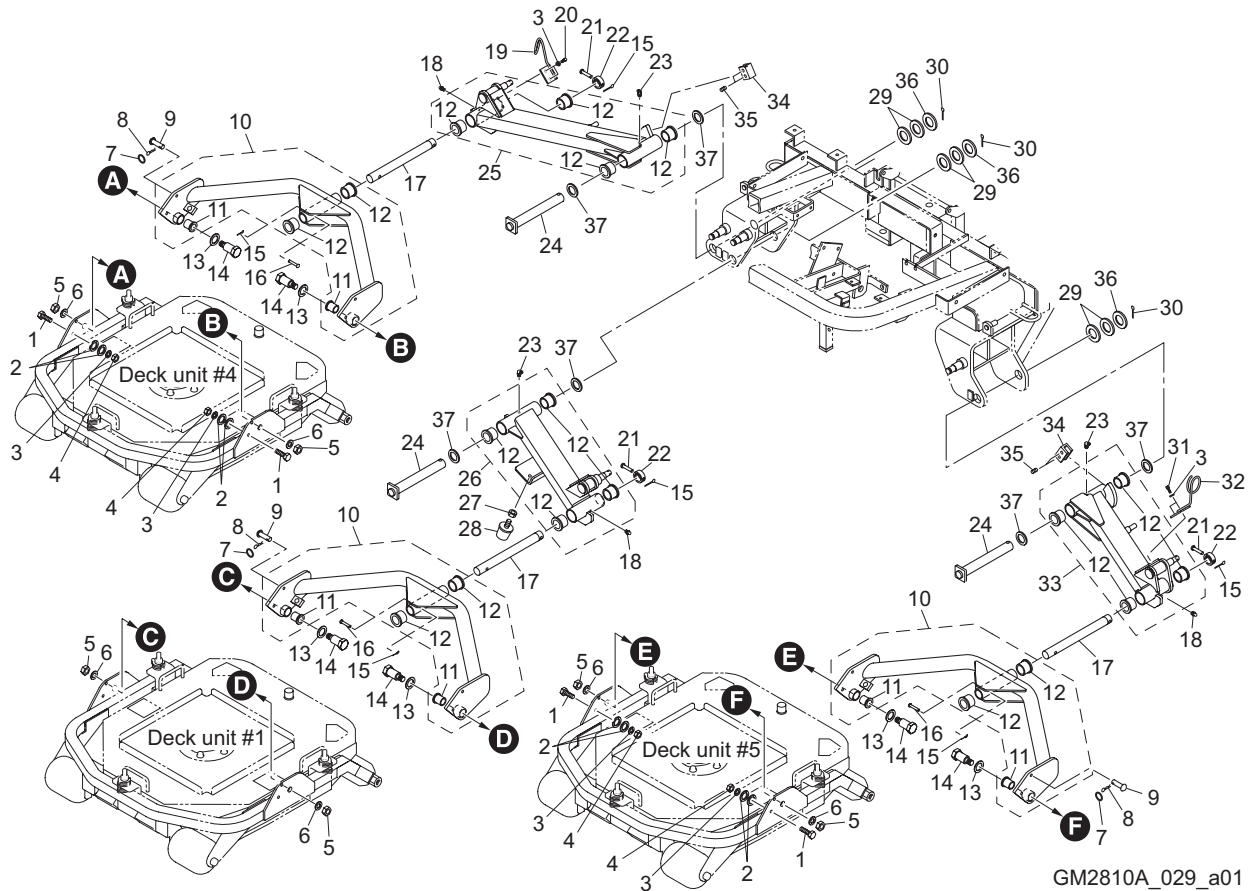


GM2810A_028_z04

Cat No.	Code No.	Part name	Qty	Remark	SN of application
28-31	K3190034000	TUBE, SPIRAL SP-12 3400	1		
28-32					
28-33	GM2800-3882Z0	CYLINDER ASSY, 40-187 393	1	exc. Seal kit	
28-34	LM2700-3809Z0	STEERING CNTL UNIT ASSY, ORBITROL LC-D1-E	1	exc. O-ring & Seal kit	
28-35	K4260000200	CLAMP, HOSE JUBILEE BAND 2A	1		

29. Arm section A (#1,4,5)

GM2810A

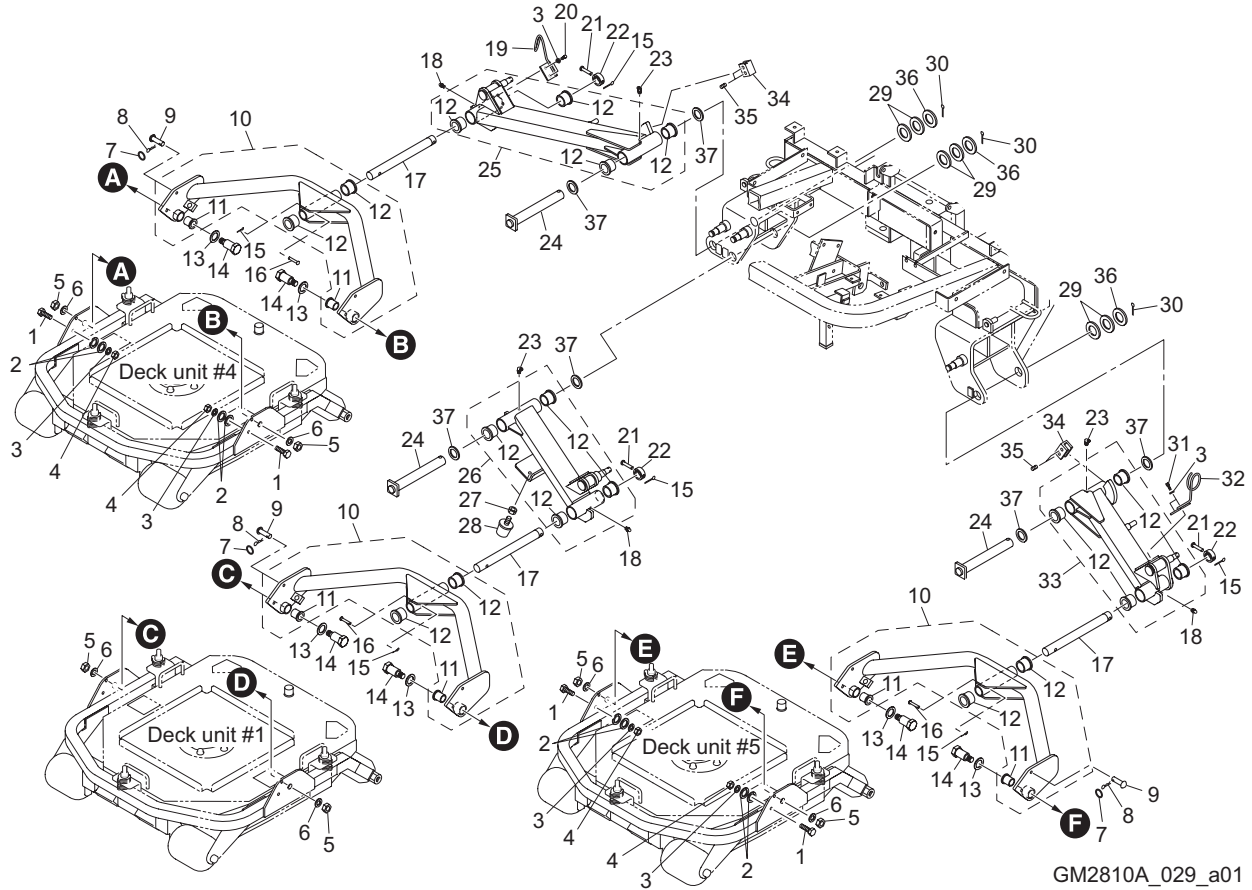


GM2810A_029_a01

Cat No.	Code No.	Part name	Qty	Remark	SN of application
29-1	K0010080202	BOLT, HT M8-20	4		
29-2	K5073208352	WASHER, SPHC 3.2-8-35	8		
29-3	K0200080002	WASHER, SPRING M8	8		
29-4	K0100080002	NUT, M8	4		
29-5	K0103140002	NUT, P1.5 M14	6		
29-6	K0200140002	WASHER, SPRING M14	6		
29-7	K0880016000	O-RING, P16	3		
29-8	K0330800008	PIN, SNAP M8	3		
29-9	K6041080258	PIN, ROUND HEAD M8-25.6	3		
29-10	GM2800-0218AD	ARM, DECK	3		
29-11	K6010000130	BUSH, FLANGED 22-28-30	6		
29-12	K6010000140	BUSH, FLANGED 30-38-30	18		
29-13	K5011022352	WASHER, SPCC 1-22-35	6		
29-14	GM2800-0207Z2	BOLT, STEPPED	6		
29-15	K0341000002	PIN, SNAP W/RETAINER M10	6		
29-16	K6041095548	PIN, ROUND HEAD M9.5-54	3		
29-17	GM2800-0208Z0	SHAFT	3		
29-18	K1440000010	GREASE NIPPLE, STRAIGHT TYPE A	3		
29-19	LM2700-0232A2	GUIDE, HOSE B	1		
29-20	K0000080252	BOLT, M8-25	2		
29-21	GM2800-0210Z8	PIN, HT FLAT HEAD 9.6-54.5	3		
29-22	K6215000362	COLLAR, STKM W/HOLE M30-42-16	3		
29-23	K1440000020	GREASE NIPPLE, TYPE C	3		
29-24	K7147000232	PIN, W/HOLE M30-199	3		
29-25	GM2800-0205AD	ARM, LIFTING, #4	1		
29-26	GM2800-0202ZD	ARM, LIFTING, #1	1		
29-27	K0100100002	NUT, M10	1		
29-28	K4049050000	STOPPER, RUBBER KI-50	1		
29-29	K5012330452	WASHER, SPCC 2.3-30-45	6		11079-11247
29a-29	K5012330452	WASHER, SPCC 2.3-30-45	0-9	for adjustment	11248-

29. Arm section A (#1,4,5)

GM2810A

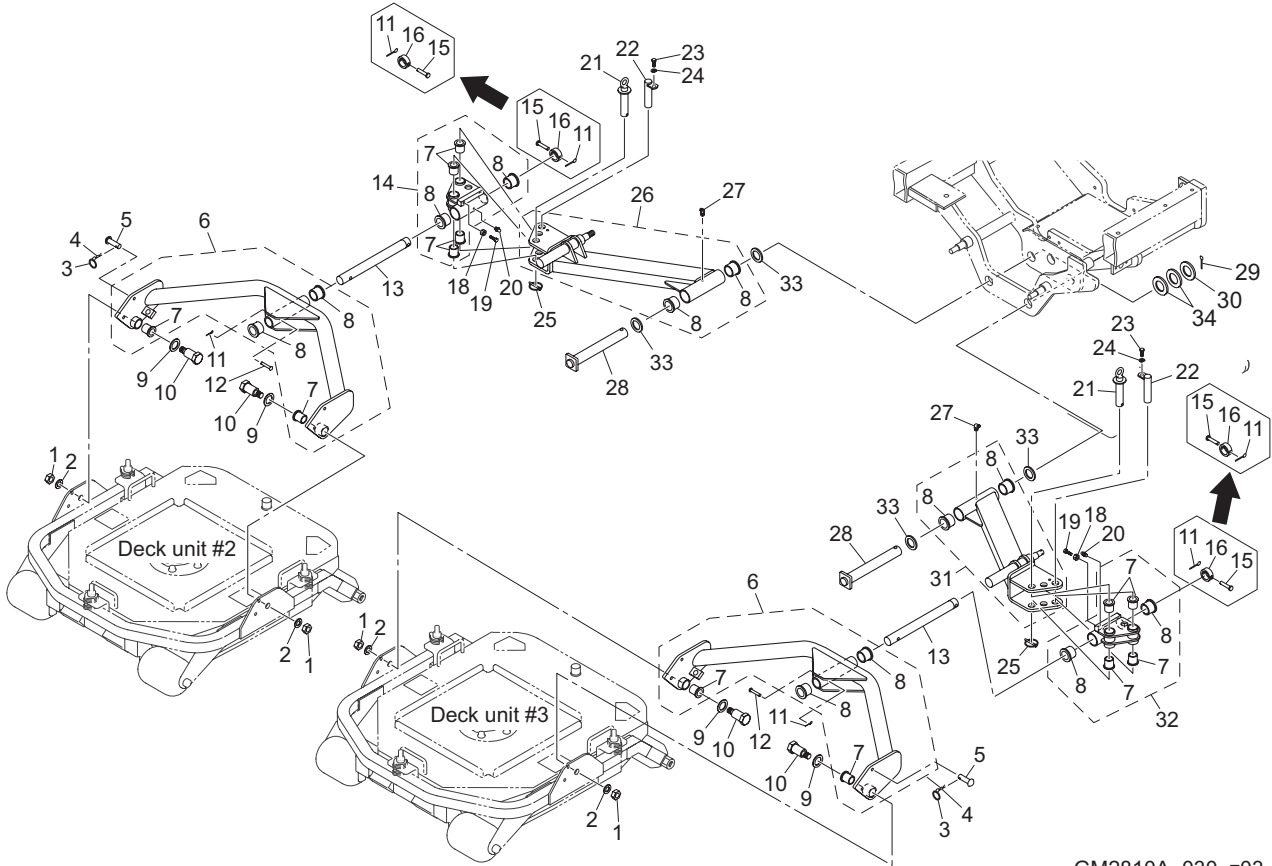


GM2810A_029_a01

Cat No.	Code No.	Part name	Qty	Remark	SN of application
29-30	K0300040502	PIN, COTTER M4-50	3		
29-31	K0000080202	BOLT, M8-20	2		
29-32	LM2700-0234A2	GUIDE, HOSE D	1		
29-33	GM2800-0206AD	ARM, LIFTING, #5	1		
29a-34	GM2800-0215Z2	STOPPER, MOWER	2		
29a-35	K0028060100	SETSCREW, SUS M6-10	4		
29-36	K5011030422	WASHER, SPCC 1-30-42	0-6	for adjustment	11248-
29-37	K5051030420	WASHER, C5191P 1-30-42	0-6	for adjustment	11248-

30. Arm section B (#2,3)

GM2810A

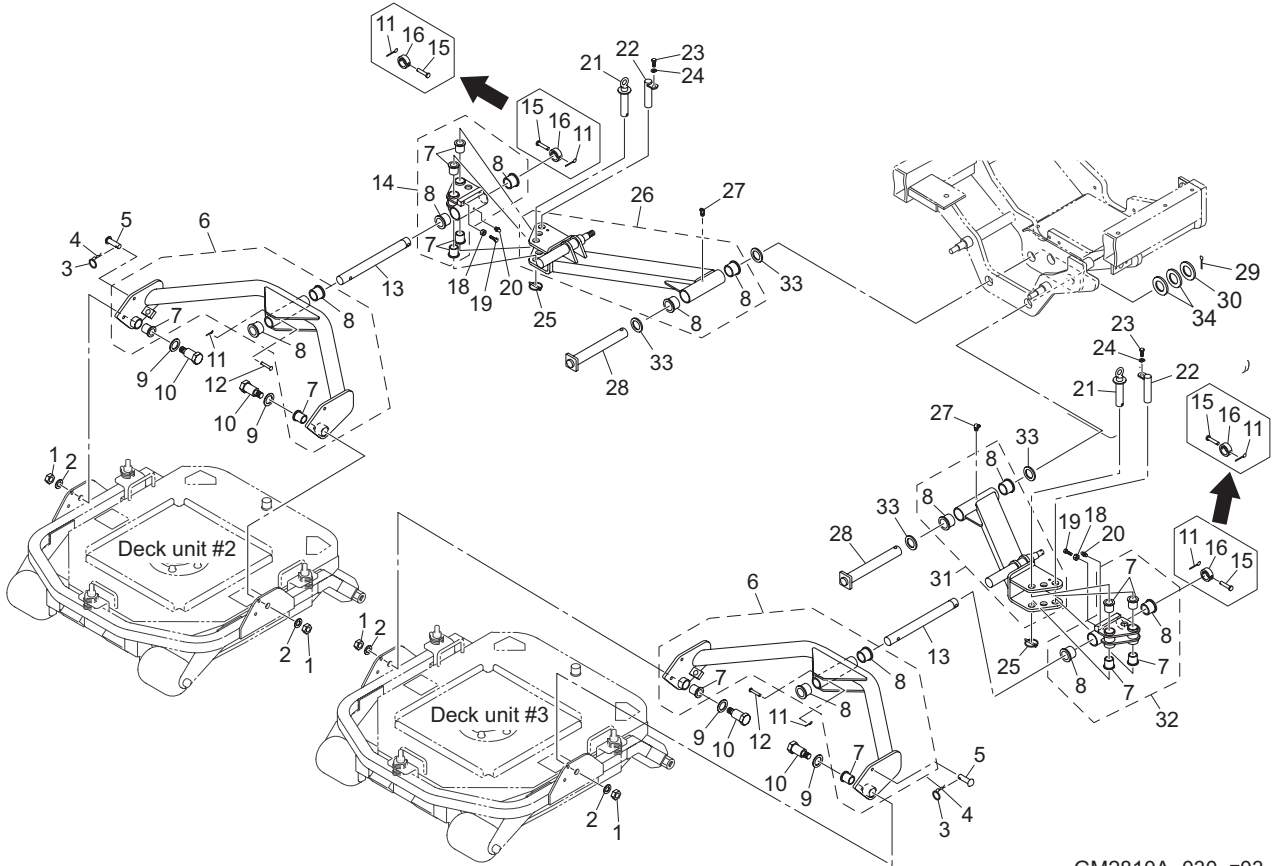


GM2810A_030_z03

Cat No.	Code No.	Part name	Qty	Remark	SN of application
30-1	K0103140002	NUT, P1.5 M14	4		
30-2	K0200140002	WASHER, SPRING M14	4		
30-3	K0880016000	O-RING, P16	2		
30-4	K0330800008	PIN, SNAP M8	2		
30-5	K6041080258	PIN, ROUND HEAD M8-25.6	2		
30-6	GM2800-0218AD	ARM, DECK	2		
30-7	K6010000130	BUSH, FLANGED 22-28-30	12		
30-8	K6010000140	BUSH, FLANGED 30-38-30	12		
30-9	K5011022352	WASHER, SPCC 1-22-35	4		
30-10	GM2800-0207Z2	BOLT, STEPPED	4		
30-11	K0341000002	PIN, SNAP W/RETAINER M10	4		
30-12	K6041095548	PIN, ROUND HEAD M9.5-54	2		
30-13	GM2800-0208Z0	SHAFT	2		
30-14	GM2800-0212AD	JOINT, SLEWING, #2	1		
30-15	GM2800-0210Z8	PIN, HT FLAT HEAD 9.6-54.5	2		
30-16	K6215000362	COLLAR, STKM W/HOLE M30-42-16	2		
30-17					
30-18	K0100080002	NUT, M8	2		
30-19	K0000080302	BOLT, M8-30	2		
30-20	K1440000010	GREASE NIPPLE, STRAIGHT TYPE A	2		
30-21	K7147000292	PIN, W/GRIP	2		
30-22	LM2700-0211B2	SHAFT, SLEWING (REAR)	2		
30-23	K0000080202	BOLT, M8-20	2		
30-24	K0200080002	WASHER, SPRING M8	2		
30-25	K6061060002	PIN, CLIP M6	2		
30-26	GM2800-0203ZD	ARM, LIFTING, #2	1		
30-27	K1440000020	GREASE NIPPLE, TYPE C	2		
30-28	K7147000232	PIN, W/HOLE M30-199	2		
30-29	K0300040502	PIN, COTTER M4-50	2		
30-30	K5011030422	WASHER, SPCC 1-30-42	2		11079-11247

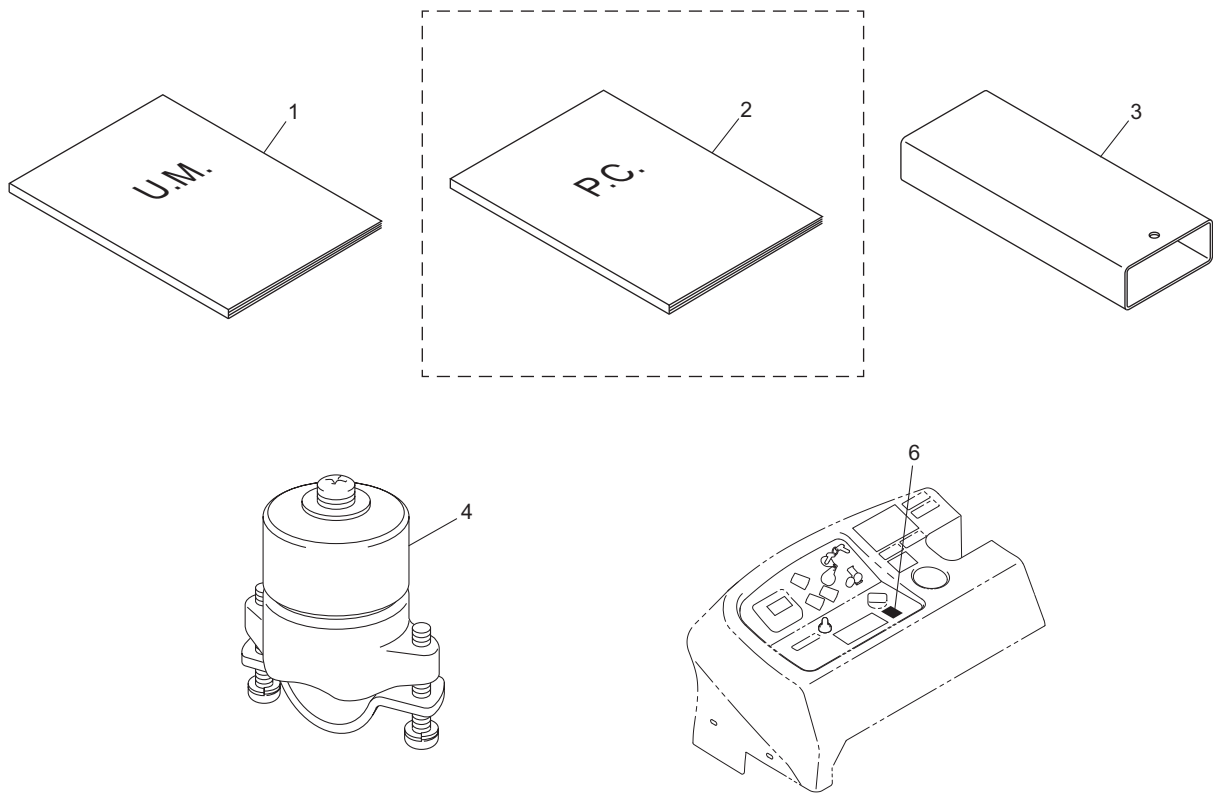
30. Arm section B (#2,3)

GM2810A



GM2810A_030_z03

Cat No.	Code No.	Part name	Qty	Remark	SN of application
30a-30	K5011030422	WASHER, SPCC 1-30-42	0-4		11248-
30-31	GM2800-0204ZD	ARM, LIFTING, #3	1		
30-32	GM2800-0211AD	JOINT, SLEWING, #3	1		
30-33	K5051030420	WASHER, C5191P 1-30-42	4		11079-11247
30a-33	K5051030420	WASHER, C5191P 1-30-42	0-4	for adjustment	11248-
30-34	K5012330452	WASHER, SPCC 2.3-30-45	0-6	for adjustment	11248-



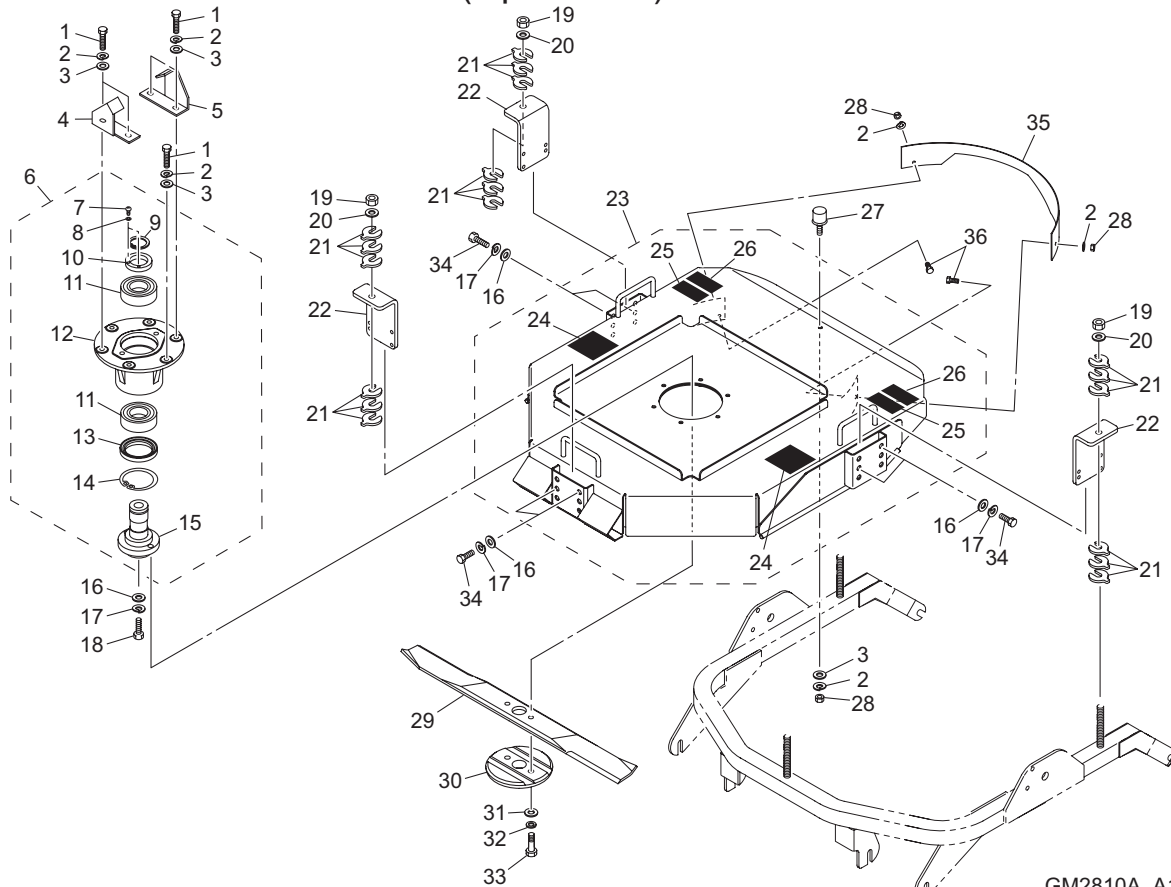
GM2810A_031_z01

Cat No.	Code No.	Part name	Qty	Remark	SN of application
31a-1	GM2810A-UM-GBZ	O-MANUAL, GM2810A GB-EN	1		
31a-2	GM2810A-PC-GBZ	P- CATALOG, GM2810A GB-EN	1	Available for sale	
31-3	GM2800-1002ZD	PIPE, SQUARE	1		
31-4	K4802000050	BALANCER ASSY, 32	1		
31-5					
31-6	GM2810A1002Z0	DECAL, 2D CODE GM2810A	1		11248-

Mower Deck

A101. Mower deck section A (Open deck)

GM2810A

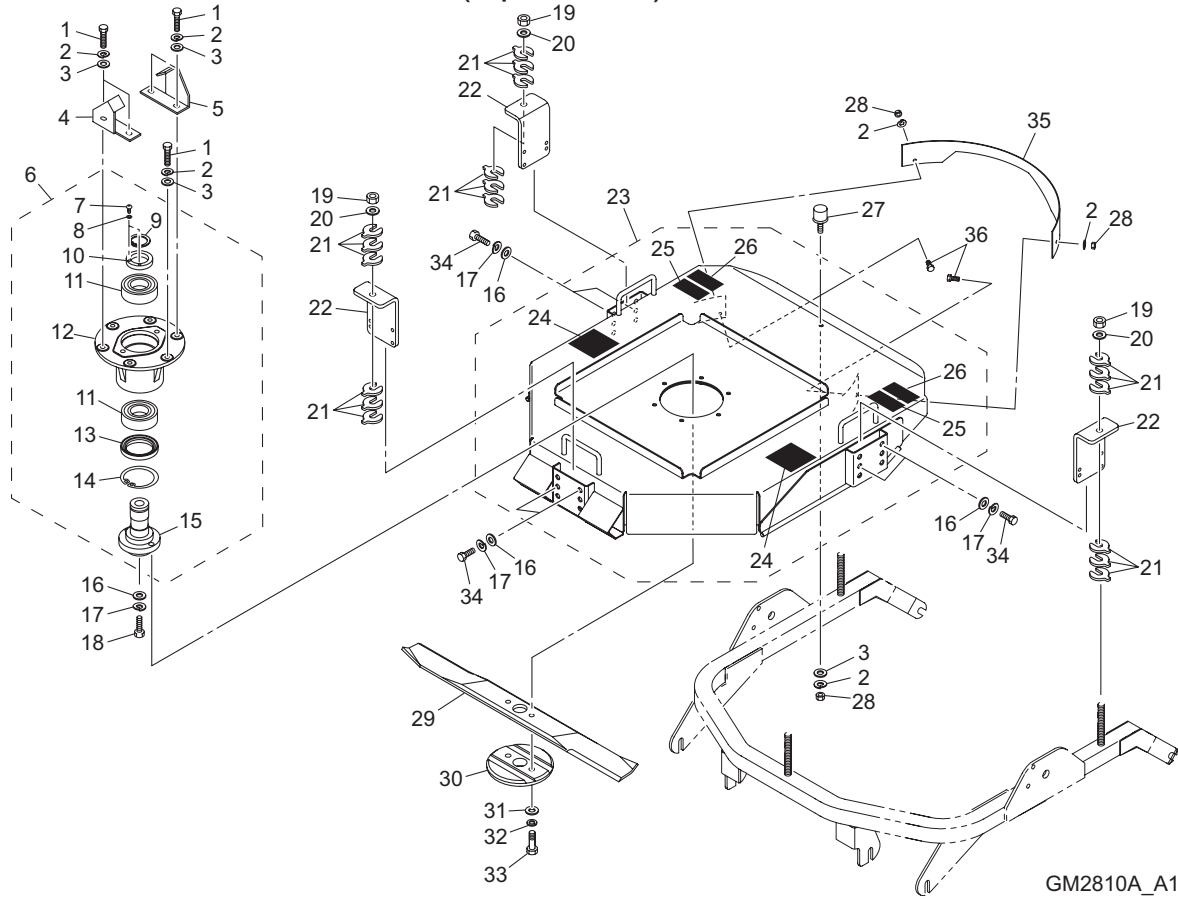


GM2810A_A101_z00

Cat No.	Code No.	Part name	Qty	Remark	SN of application
A101-1	K0000080402	BOLT, M8-40	6		
A101-2	K0200080002	WASHER, SPRING M8	9		
A101-3	K5000080002	WASHER, M8	7		
A101-4	GM2810-0816Z2	STOPPER, DECK #1 #2 #4	1		
A101-5	GM2810-0817Z2	STOPPER, DECK #3 #5	1		
A101-6	GM2800-0153Z0	HOUSING Assy	1		
A101-7	K0042030052	SCREW, + ROUND HEAD M3-5	2		
A101-8	K0200030002	WASHER, SPRING M3	2		
A101-9	K0401040001	RING, RETAINING S M40	1		
A101-10	GM2800-0119Z0	COLLAR, RETAINING	1		
A101-11	K0612062080	BEARING, BALL SEAL 2RD 6208	2		
A101-12	GM2800-0131Z2	HOUSING	1		
A101-13	K0826082120	OIL SEAL, MHSA608212	1		
A101-14	K0402080001	RING, RETAINING R M80	1		
A101-15	GM2800-0123Z0	SHAFT	1		
A101-16	K5000100002	WASHER, M10	7		
A101-17	K0200100002	WASHER, SPRING M10	7		
A101-18	K0000100202	BOLT, M10-20	1		
A101-19	K0100140002	NUT, M14	3		
A101-20	K0212140002	WASHER, DISK SPRING 1L M14	3		
A101-21	GM2800-0110Z2	COLLAR, ADJUSTING	18		
A101-22	GM2800-0109ZR	PLATE, ADJUSTING CUTTING HEIGHT	3		
A101-23	GM2810-0156Z0	DECK COMP, ROTARY	1		11079-11443
A101a-23	GM2810-0156A0	DECK COMP, ROTARY	1		11444-
A101-24	K4205001600	DECAL, CAUTION CUTTING HANDS/FEET	2		
A101-25	K4205001650	DECAL, CAUTION FRYING OBJECT	2		
A101-26	K4205001780	DECAL, CAUTION CUTTING HANDS/FEET	2		
A101-27	K4049040000	RUBBER, STOPPER KI-40	1		
A101-28	K0100080002	NUT, M8	3		
A101-29	K253000009B	BLADE, ROTARY 690	1		

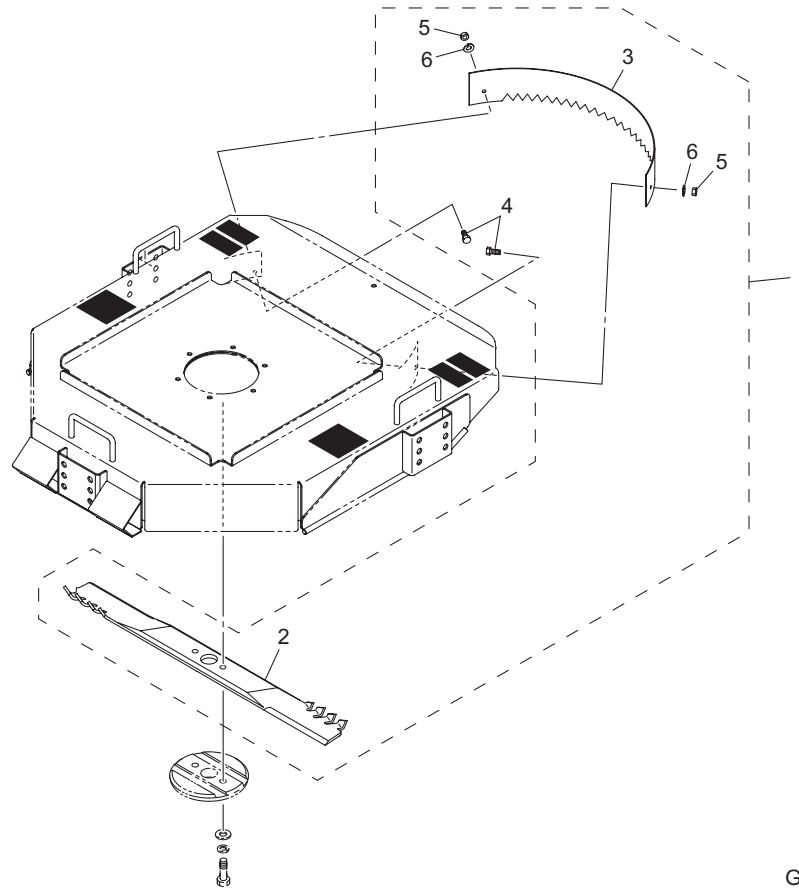
A101. Mower deck section A (Open deck)

GM2810A



GM2810A_A101_z00

Cat No.	Code No.	Part name	Qty	Remark	SN of application
A101-30	GM2800-0104Z0	RETAINER, BLADE	1		11079-11174
A101a-30	GM2800-0104A0	RETAINER, BLADE	1		11175-
A101-31	K5000120002	WASHER, M12	2		
A101-32	K0200120002	WASHER, SPRING M12	2		
A101-33	K0010120302	BOLT, HT P1.75 M12-30	2		
A101-34	K0008100202	BOLT, SMALL M10-20	6		
A101-35	GM2810-0117ZR	PLATE, SPHC INNER	1		
A101-36	K0000080202	BOLT, M8-20	2		

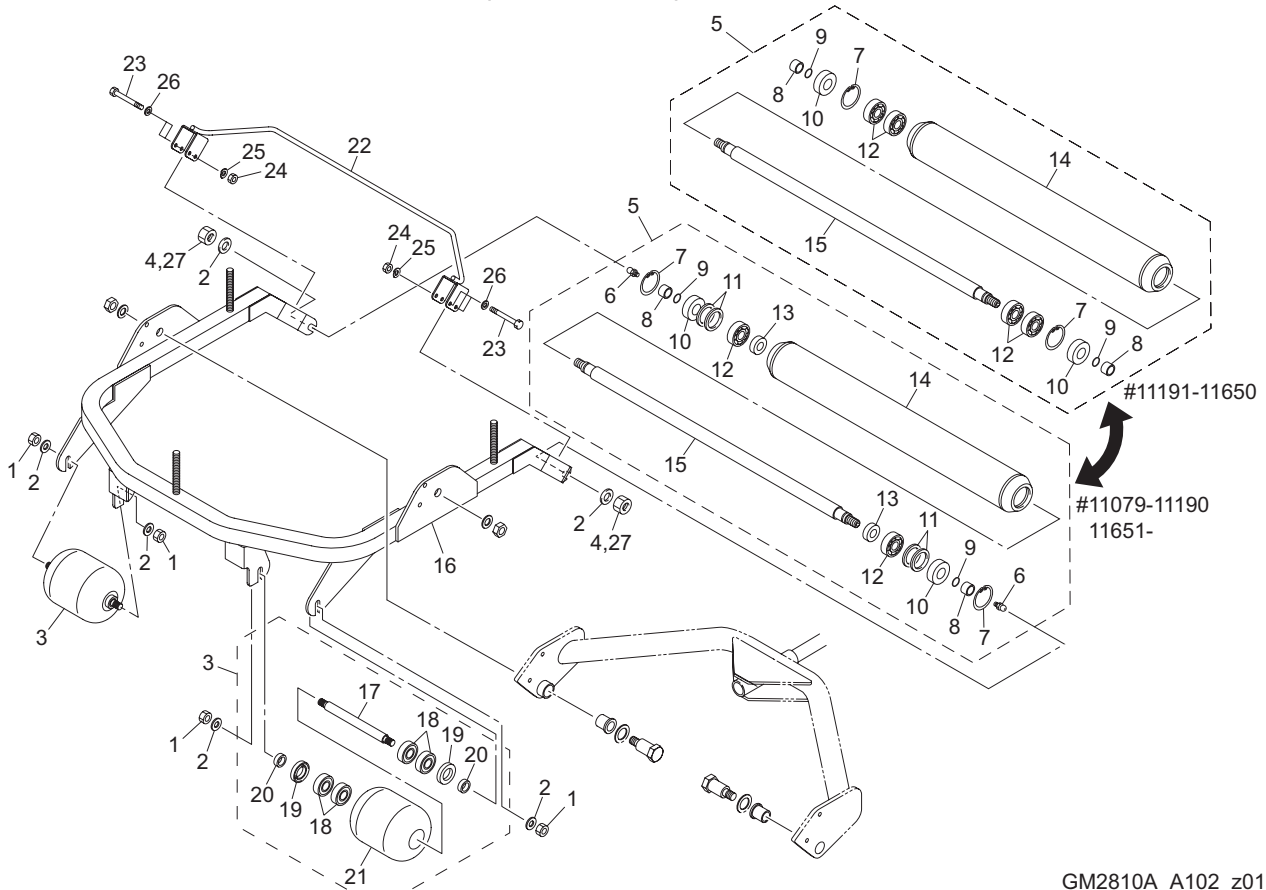


GM2810A_B101_z00

Cat No.	Code No.	Part name	Qty	Remark	SN of application
B101-1	GM2810A2501Z0	KIT, MULCHING KNIFE	1	Option	
B101-2	K2530000140	BLADE, ROTARY 690M	5		
B101-3	GM2810A2502ZR	PLATE, MULCHING	5		
B101-4	K0000080202	BOLT, M8-20	10		
B101-5	K0100080002	NUT, M8	10		
B101-6	K0200080002	WASHER, SPRING M8	10		

A102. Mower deck section B (Open deck)

GM2810A



GM2810A_A102_z01

Cat No.	Code No.	Part name	Qty	Remark	SN of application
A102-1	K0100140002	NUT, M14	4		
A102-2	K0212140002	WASHER, DISK SPRING 1L M14	6		
A102-3	GM2800-0140Z0	ROLLER ASSY, FRONT	2		
A102-4	K0160000678	NUT, SPECIAL M14-27	2		11079-11314,11651-
A102-5	GM2800-0116Z0	ROLLER ASSY, REAR	1		11079-11092
A102a-5	GM2800-0116A0	ROLLER ASSY, REAR	1		11093-11190
A102b-5	GM2800-0116B0	ROLLER ASSY, REAR	1		11191-11650
A102c-5	GM2800-0116C0	ROLLER ASSY, REAR	1		11651-
A102-6	K1440000010	GREASE NIPPLE, STRAIGHT TYPE A	2		11079-11190,11651-
A102-7	K0402047001	RING, RETAINING R M47	2		
A102-8	K6219000580	COLLAR, SUS M17-25-16	2		11079-11650
A102a-8	K6219000638	COLLAR, M17-25-16	2		11651-
A102-9	K0885015000	O-RING, S15	2		
A102-10	K0822547080	OIL SEAL, MHSA25478	2		
A102-11	K5090000802	WASHER, SPHC 3.2-40-47	2		11079-11092
A102a-11	K5090000842	WASHER, SPHC 1.6-40-47	4		11093-11190,11651-
A102-12	K0600063030	BEARING, BALL 6303	2		11079-11190,11651-
A102a-12	K0612063030	BEARING, BALL 63032RD	4		11191-11650
A102-13	K0822235080	OIL SEAL, MHSA22358	2		11079-11190,11651-
A102-14	GM2800-0112ZD	ROLLER 76.2-785.4	1		11079-11190
A102a-14	GM2810-0104ZD	ROLLER 76.2-777.4	1		11191-11650
A102b-14	GM2800-0112AD	ROLLER 76.2-785.4	1		11651-
A102-15	GM2800-0111Z0	SHAFT, ROLLER 22-838.4	1		11079-11190,11651-
A102a-15	GM2810-0103Z0	SHAFT, ROLLER 22-838.4	1		11191-11650
A102-16	GM2800-0101ZR	FRAME, DECK	1		
A102-17	GM2800-0133Z2	AXIS, ARM C	2		
A102-18	K0629000040	BEARING, BALL 63042RSC3N03	8		
A102-19	K0853052080	OIL SEAL, PJN30528	4		
A102-20	GM2800-0134Z2	COLLAR, STKM M20-30-17	4		
A102-21	GM2800-0132ZD	ROLLER, FRONT 127C	2		

BARONESS[®]
Quality on Demand

 **KYOEISHA CO., LTD.**
Head Office 1-26, Miyuki-cho, Toyokawa-city, Tel :+81-533-84-1390
Aichi-pref, 442-8530 JAPAN Fax :+81-533-84-1220