


LM331

3-Unit Surround & Trim Mower

Parts catalog



BARONESS[®]
Quality on Demand

Serial No. LM331 : 20001-

Ver.3.4

Greetings

Thank you for purchasing Baroness product.

This brochure contains the information needed for ordering BARONESS parts.

Search the number indicating the figure of your desired part in the illustration area, and find the same number from among the latter parts of the hyphenated Cat Nos. in the listing area to obtain the individual Code No.

Notes

1) For inquiries of parts

Inform us of the model and the serial number of your machine or attachment.

The model and the serial number are indicated on the serial number plate of your machine or attachment.

* Consult the Owner's Operating Manual for the position where the serial number plate is affixed.

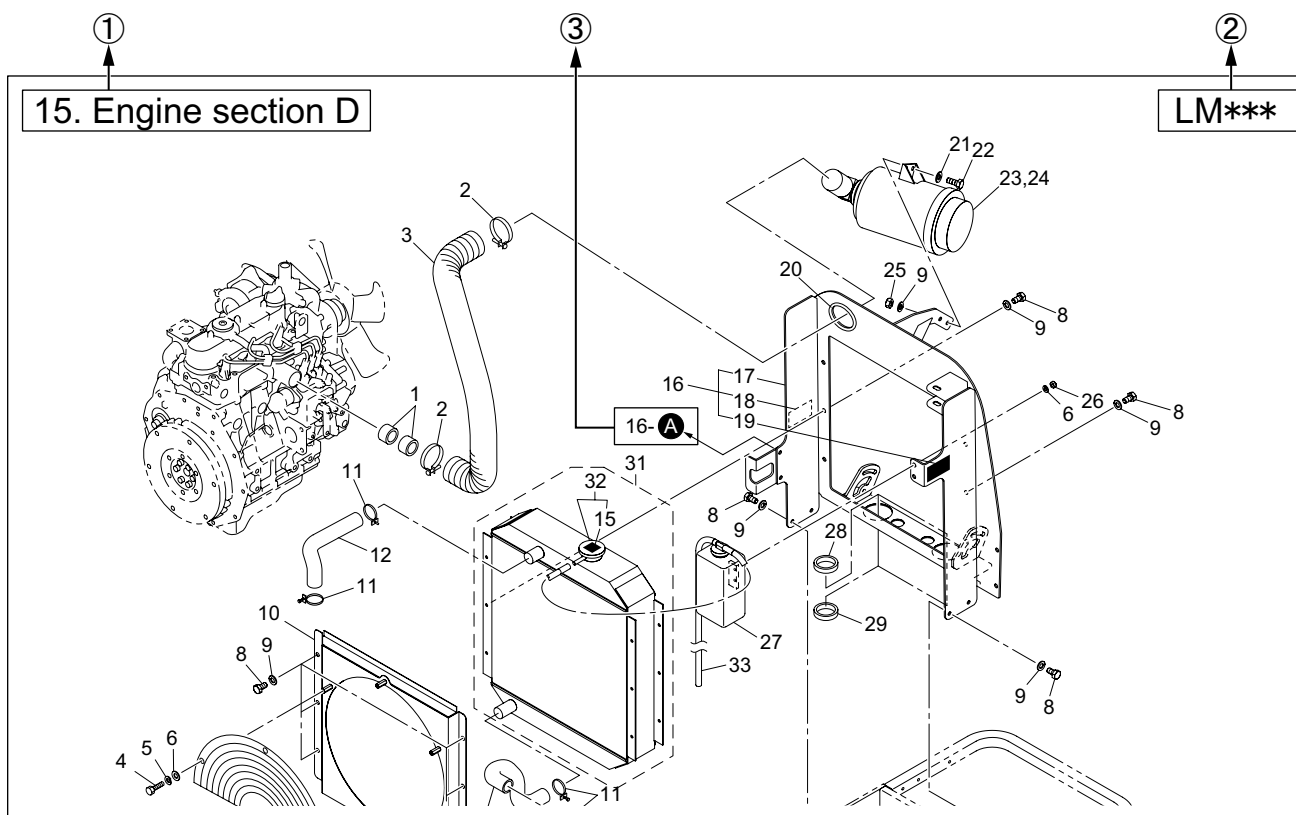
2) For ordering parts

- Inform us of the Code No., Part name and order quantity.
- We do not accept returns unless our company is responsible for the issue.
- Use genuine Baroness parts and accessories. The Baroness product warranty may not apply if parts or accessories from other companies are used.

3) The information described in this brochure is subject to change without prior notice.

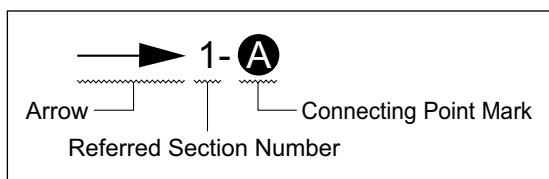
Description of the content of Parts catalog

1) Illustration area



- ① Section No. /Section name
- ② Model
- ③ Indication of the connecting point

The following indication shows the connecting point of the part shown on the other page.



- 1- **A** :
Refer to the point **A** in the illustration of the section No.1
- 2- **B** :
Refer to the point **B** in the illustration of the section No.2

Note :

The figures of assembled components or isolated parts do not always show their accurate shapes. The figures are supposed to be used for obtaining the correct code numbers.

2) Listing area

| ① Cat No. | ② Code No. | ③ Part name | ④ ⑤ Qty | | | ⑥ Remark | ⑦ SN of application |
|--------------|---------------|-----------------------------|------------|---|---|-------------|------------------------|
| | | | | | | | |
| 1 - 1 | K0000080152 | BOLT, M8-15 | 2 | 2 | 2 | | |
| 1 - 2 | K0185160002 | NUT, LEFT-HANDED P1.5 M16-3 | 2 | 2 | 2 | | |
| 1 - 3 | K3650000100 | HOUR METER, HH2AS | 1 | 1 | 1 | | 10001-10023 |
| 1a- 3 | K3650000130 | HOUR METER, 636DC | 1 | 1 | 1 | | 10024- |
| 1 - 4 | K0100060002 | NUT, M6 | 2 | 2 | 2 | | |
| 1 - 5 | K0003080702 | BOLT, M8-70 | 1 | 1 | 1 | | |
| 1 - 7 | K0830000020 | OIL SEAL, 254210 | 2 | 2 | 2 | | |

① Cat No. or Catalog No.

Find the same number as the number indicating the figure of your desired part in the illustration area from among the latter parts of the hyphenated Cat Nos. to obtain the individual Code No.

② Code No.

Identification code of an individual part

③ Part name

④ Qty

Quantity needed per Cat No.

⑤ Model

When the quantity differs by models, the models are indicated.

⑥ Remark

Specification or description, etc. of the part may be indicated.

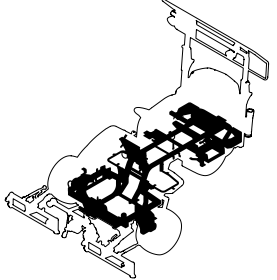
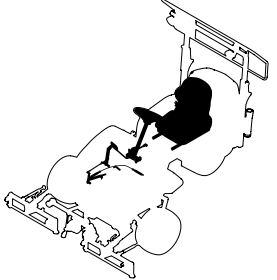
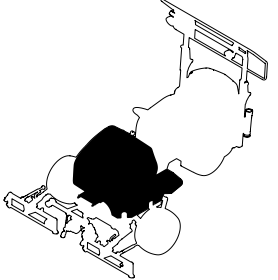
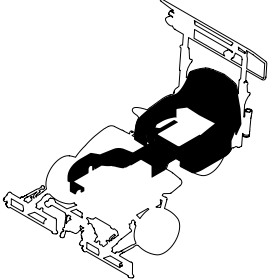
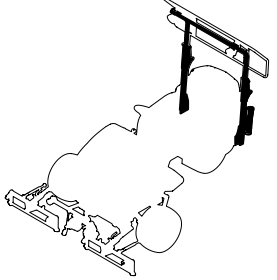
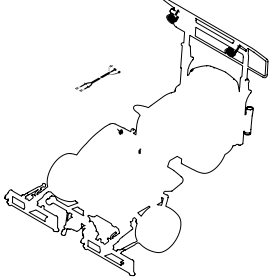
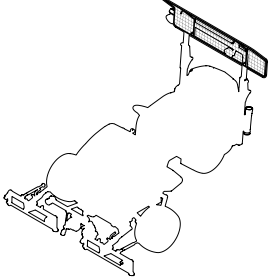
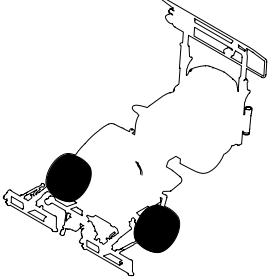
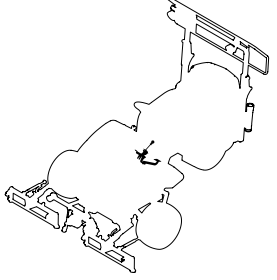
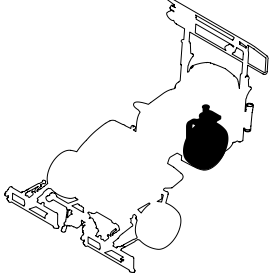
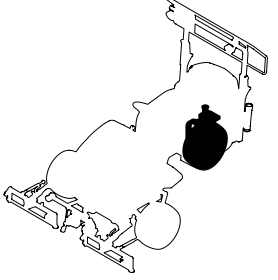
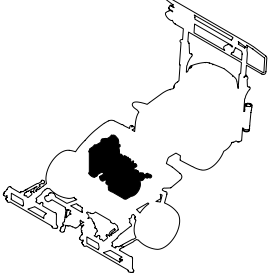
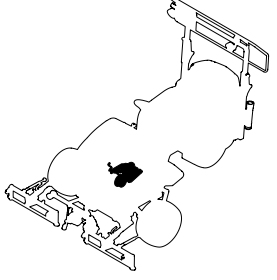
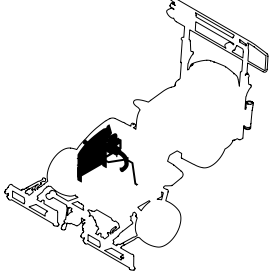
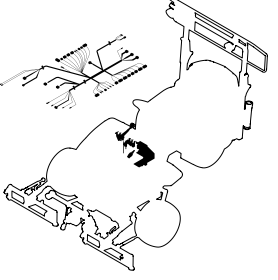
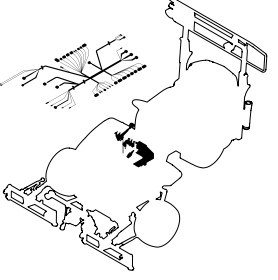
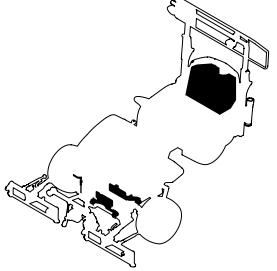
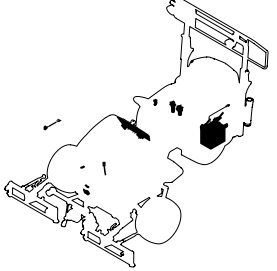
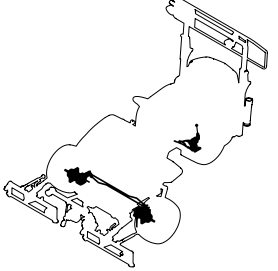
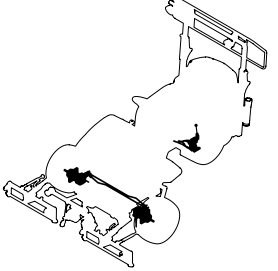
⑦ SN of application

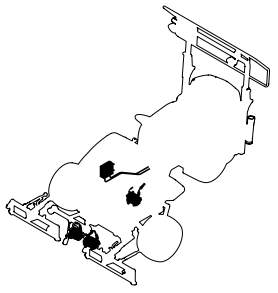
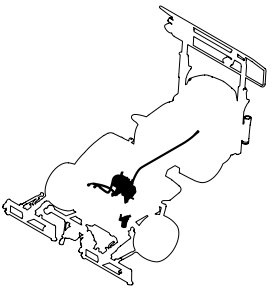
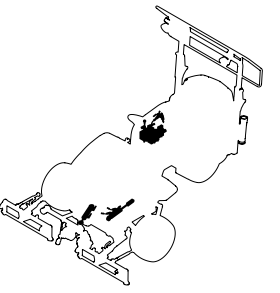
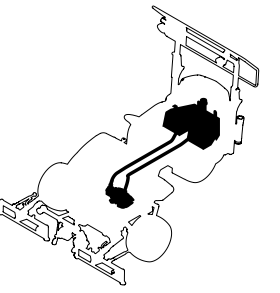
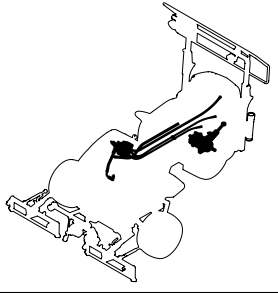
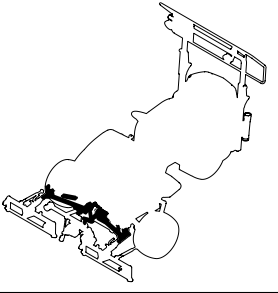
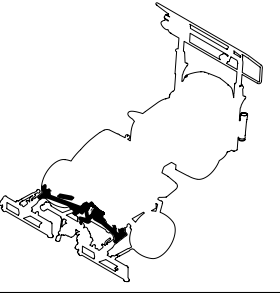
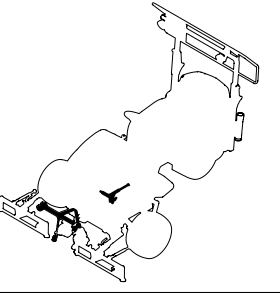
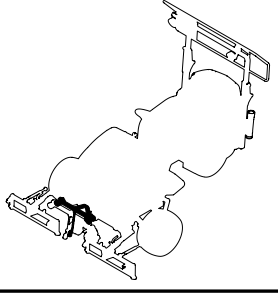
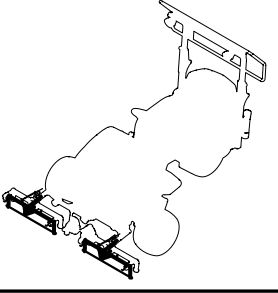
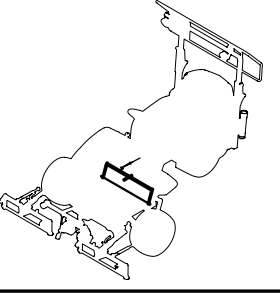
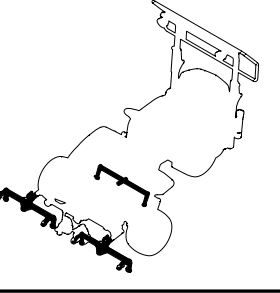
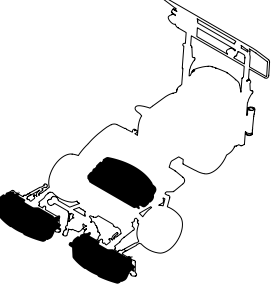
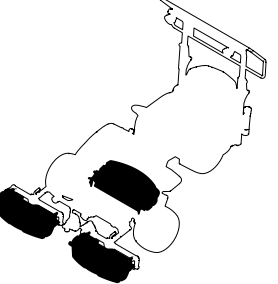
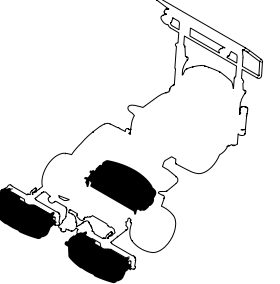

In case of part alteration, the serial number ranges of machines to which the alteration is applied will be indicated.

3) Indication in case of part alteration

- When a new part and an old one are interchangeable with each other, indication of the old part code No. is discontinued and the new part code No. is solely indicated.
- When a new part and an old one are not interchangeable, the serial number ranges of both machines where the new part is used and those where the old one is used are indicated in the SN of application column.
- When a part is newly added, the serial number range of machines where the part is used is indicated in the SN of application column.
- When a part was previously used but the part is not used in the machine any longer, the serial number range of machines where the part was used is indicated in the SN of application column.

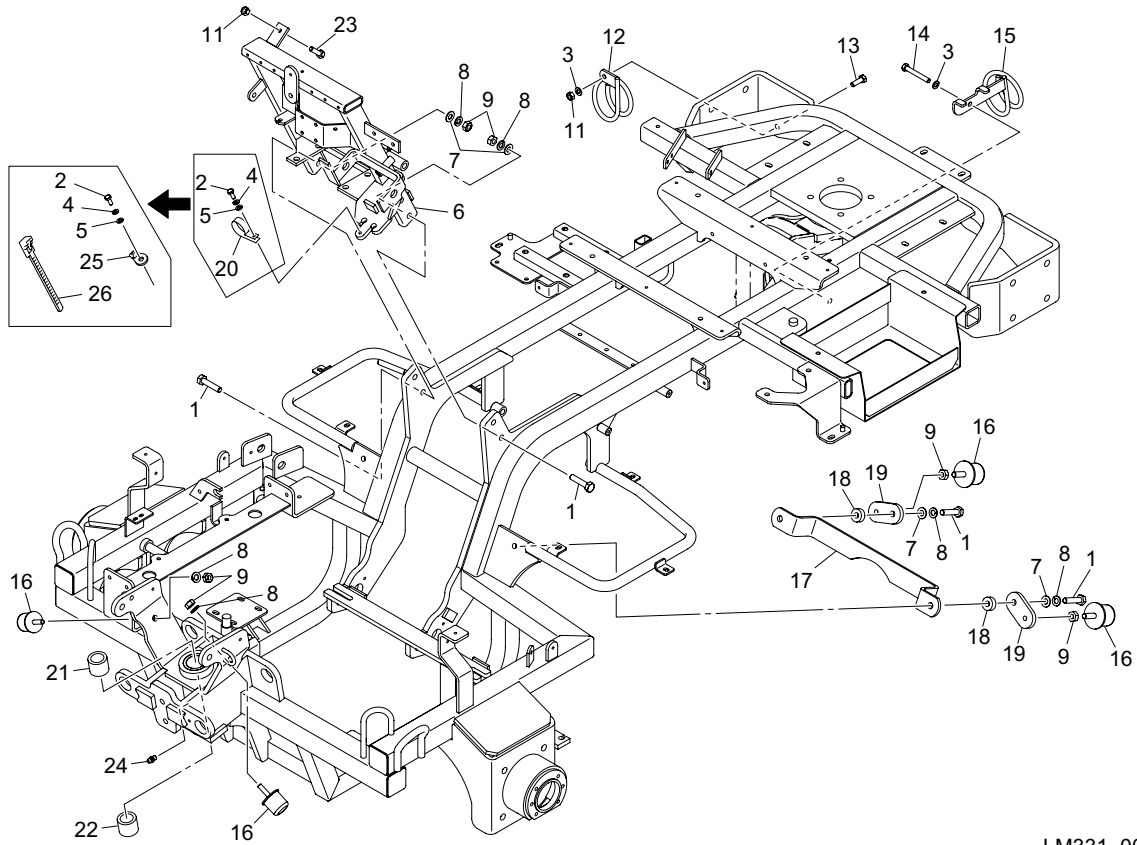
Contents

| | | | |
|--|--|---|--|
| <p>1.Frame section1</p>  | <p>2.Operation section2</p>  | <p>3.Cover section A.....4</p>  | <p>4.Cover section B6</p>  |
| <p>5.ROPS section8</p>  | <p>6.Head light section9</p>  | <p>7.Ball proof net section10</p>  | <p>8.Front wheel & Brake section A 11</p>  |
| <p>9.Front wheel & Brake section B 13</p>  | <p>10.Rear wheel section SN10148-20044 14</p>  | <p>A10.Rear wheel section SN20045- 15</p>  | <p>11.Engine & Electrical section A 16</p>  |
| <p>12.Engine & Electrical section B 18</p>  | <p>13.Engine & Electrical section C 21</p>  | <p>14.Engine & Electrical section D SN10148-19999 23</p>  | <p>B14.Engine & Electrical section D SN20001- 25</p>  |
| <p>15.Engine & Electrical section E 27</p>  | <p>16.Engine & Electrical section F 29</p>  | <p>17.Hydraulic section A 32</p>  | <p>A17.Hydraulic section A 34</p>  |

| | | | |
|---|--|--|--|
| <p>18. Hydraulic section B36</p>  | <p>19. Hydraulic section C38</p>  | <p>20. Hydraulic section D40</p>  | <p>21. Hydraulic section E43</p>  |
| <p>22. Hydraulic section F45</p>  | <p>A23. Lift arm section A for LH6647</p>  | <p>B23. Lift arm section B for LS6649</p>  | <p>24. Lift arm section C51</p>  |
| <p>A25. Lift arm section D for LH6652</p>  | <p>B25. Lift arm section E for LS6653</p>  | <p>A26. Mower arm A for LH6654</p>  | <p>B26. Mower arm B for LS6656</p>  |
| <p>A27. Grass catcher A for LH6657</p>  | <p>B27. Grass catcher B for LS66 SN10001-1999959</p>  | <p>C27. Grass catcher C for LS66 SN20001-61</p>  | <p>28. Accessories63</p>  |

1.Frame section

LM331

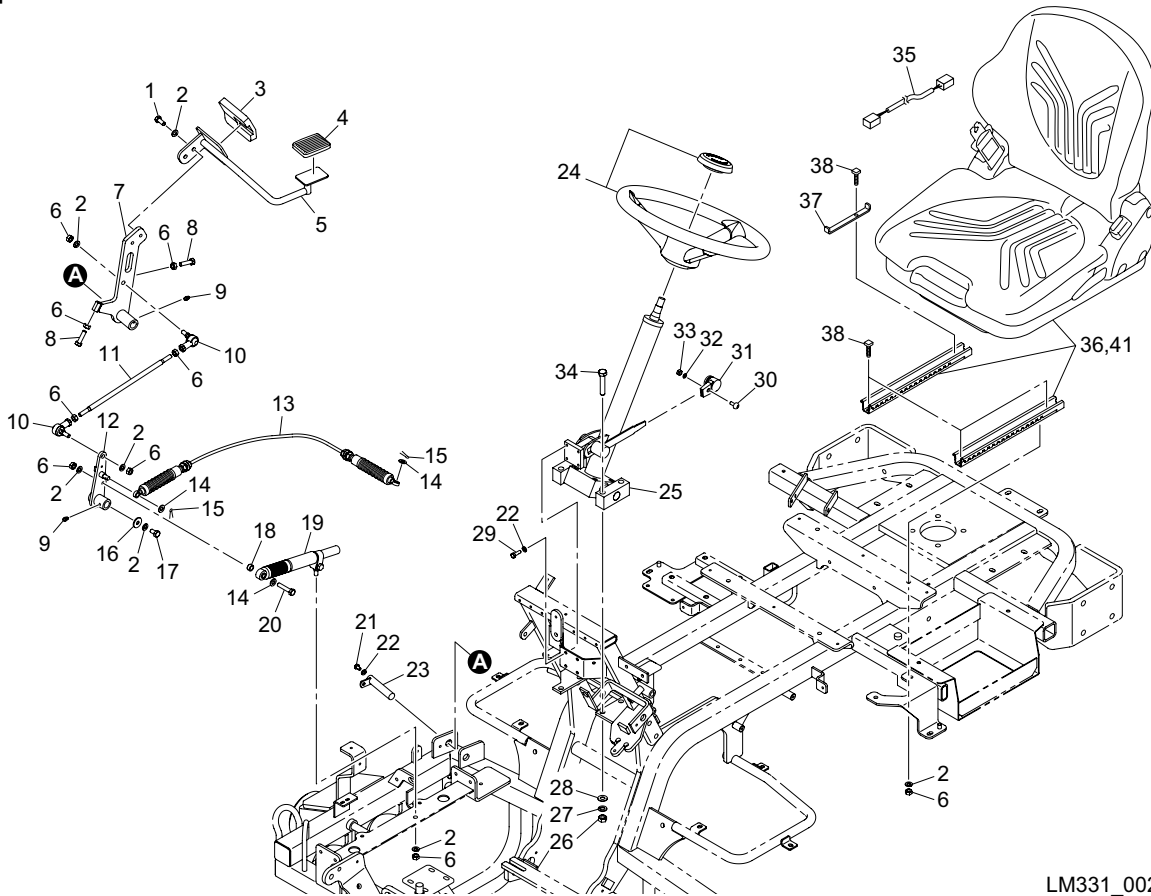


LM331_001_z04

| Cat No. | Code No. | Part name | Qty | Remark | SN of application |
|---------|---------------|---------------------------------|-----|--------|-------------------|
| 1-1 | K0000100452 | BOLT, M10-45 | 6 | | |
| 1-2 | K0000060152 | BOLT, M6-15 | 1 | | |
| 1-3 | K0200080002 | WASHER, SPRING M8 | 2 | | |
| 1-4 | K0200060002 | WASHER, SPRING M6 | 1 | | |
| 1-5 | K5000060002 | WASHER, M6 | 1 | | |
| 1-6 | LM331--0611AD | BASE, HANDLE | 1 | | 10148-20004 |
| 1a-6 | LM331--0631ZD | BASE, HANDLE | 1 | | 20005- |
| 1-7 | K5000100002 | WASHER, M10 | 6 | | |
| 1-8 | K0200100002 | WASHER, SPRING M10 | 8 | | |
| 1-9 | K0100100002 | NUT, M10 | 8 | | |
| 1-10 | | | | | |
| 1-11 | K0100080002 | NUT, M8 | 2 | | |
| 1-12 | LM331--0621Z2 | GUIDE, HOSE | 1 | | |
| 1-13 | K0000080252 | BOLT, M8-25 | 1 | | |
| 1-14 | K0000080602 | BOLT, M8-60 | 1 | | |
| 1-15 | LM331--0622Z2 | GUIDE, HOSE | 1 | | |
| 1-16 | K4049050000 | STOPPER, RUBBER KI-50 | 4 | | |
| 1-17 | LM331--0625AD | PLATE, HOSE GUARD | 1 | | 10148-19999 |
| 1a-17 | LM331--0625BD | PLATE, HOSE GUARD | 1 | | 20001- |
| 1-18 | K6210000062 | COLLAR, SS41 10.5-25-10 | 2 | | |
| 1-19 | LM331--0626Z2 | PLATE, W/ M10 TAPPED HOLE | 2 | | |
| 1-20 | K4270015060 | CLIP, HARNESS 15 M6 | 1 | | 10148-19999 |
| 1-21 | K60000000580 | BUSH, COPPER 35-47-35 | 1 | | |
| 1-22 | K60000000550 | BUSH, COPPER 40-47-35 | 1 | | |
| 1-23 | K0000080452 | BOLT, M8-45 | 1 | | |
| 1-24 | K1440000010 | GREASE NIPPLE, STRAIGHT TYPE A | 1 | | |
| 1-25 | K4241000140 | BAND, PLASTIC TIE MOUNT CL8-SB8 | 1 | | 20001- |
| 1-26 | K4241000030 | BAND, NYLON TRCV250W | 1 | | 20001- |

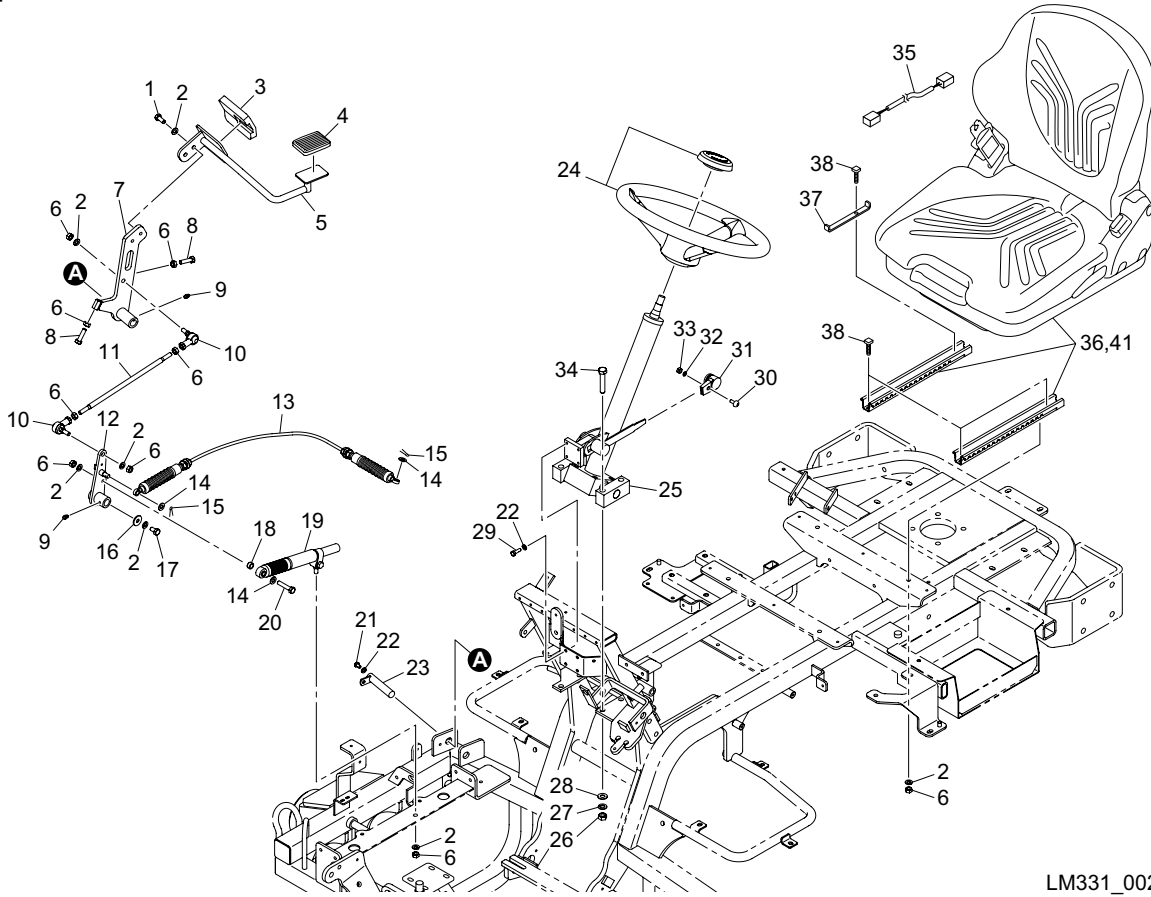
2.Operation section

LM331



LM331_002_z04

| Cat No. | Code No. | Part name | Qty | Remark | SN of application |
|---------|---------------|--------------------------------|-----|--------|-------------------|
| 2-1 | K0000080202 | BOLT, M8-20 | 2 | | |
| 2-2 | K0200080002 | WASHER, SPRING M8 | 11 | | |
| 2-3 | K4050000050 | RUBBER, FOR PEDAL 70100 | 1 | | |
| 2-4 | K4050000020 | RUBBER, FOR PEDAL 4560 | 1 | | |
| 2-5 | LM331--0801AD | PEDAL, TRAVELLING | 1 | | 10148-19999 |
| 2a-5 | LM331--0821ZD | PEDAL, TRAVELLING | 1 | | 20001- |
| 2-6 | K0100080002 | NUT, M8 | 12 | | |
| 2-7 | LM331--0804ZD | BASE, TRAVELLING PEDAL | 1 | | |
| 2-8 | K0000080302 | BOLT, M8-30 | 2 | | |
| 2-9 | K1440000010 | GREASE NIPPLE, STRAIGHT TYPE A | 2 | | |
| 2-10 | K1604080000 | JOINT, SPHERICAL LHSA8 | 2 | | |
| 2-11 | LM331--0807Z2 | ROD, 280 W/ M8 SCREW | 1 | | |
| 2-12 | LM331--0806Z2 | LEVER, RELAYING TRAVEL MOTION | 1 | | |
| 2-13 | LM331--0812Z0 | CABLE COMP, PUSH PULL | 1 | | |
| 2-14 | K5000080002 | WASHER, M8 | 3 | | |
| 2-15 | K0300020202 | PIN, COTTER M2-20 | 2 | | |
| 2-16 | K5012308242 | WASHER, SPCC 2.3-8-24 | 1 | | |
| 2-17 | K0000080152 | BOLT, M8-15 | 1 | | |
| 2-18 | K6212003262 | COLLAR, STKM M8.5-14-8 | 1 | | |
| 2-19 | K3380000010 | DAMPER, FOR LEVER | 1 | | |
| 2-20 | K0000080402 | BOLT, M8-40 | 1 | | |
| 2-21 | K0000060122 | BOLT, M6-12 | 1 | | |
| 2-22 | K0200060002 | WASHER, SPRING M6 | 5 | | |
| 2-23 | LM331--0805Z2 | SHAFT, PEDAL | 1 | | |
| 2-24 | K1710000080 | STEERING, V027220-0101 | 1 | | |
| 2-25 | K1730000030 | COLUMN, STEERING TILT TYPE | 1 | | 10148-10263 |
| 2a-25 | K1730000090 | COLUMN, STEERING TILT TYPE | 1 | | 10264- |
| 2-26 | K0100100002 | NUT, M10 | 4 | | |
| 2-27 | K0200100002 | WASHER, SPRING M10 | 4 | | |
| 2-28 | K5000100002 | WASHER, M10 | 4 | | |

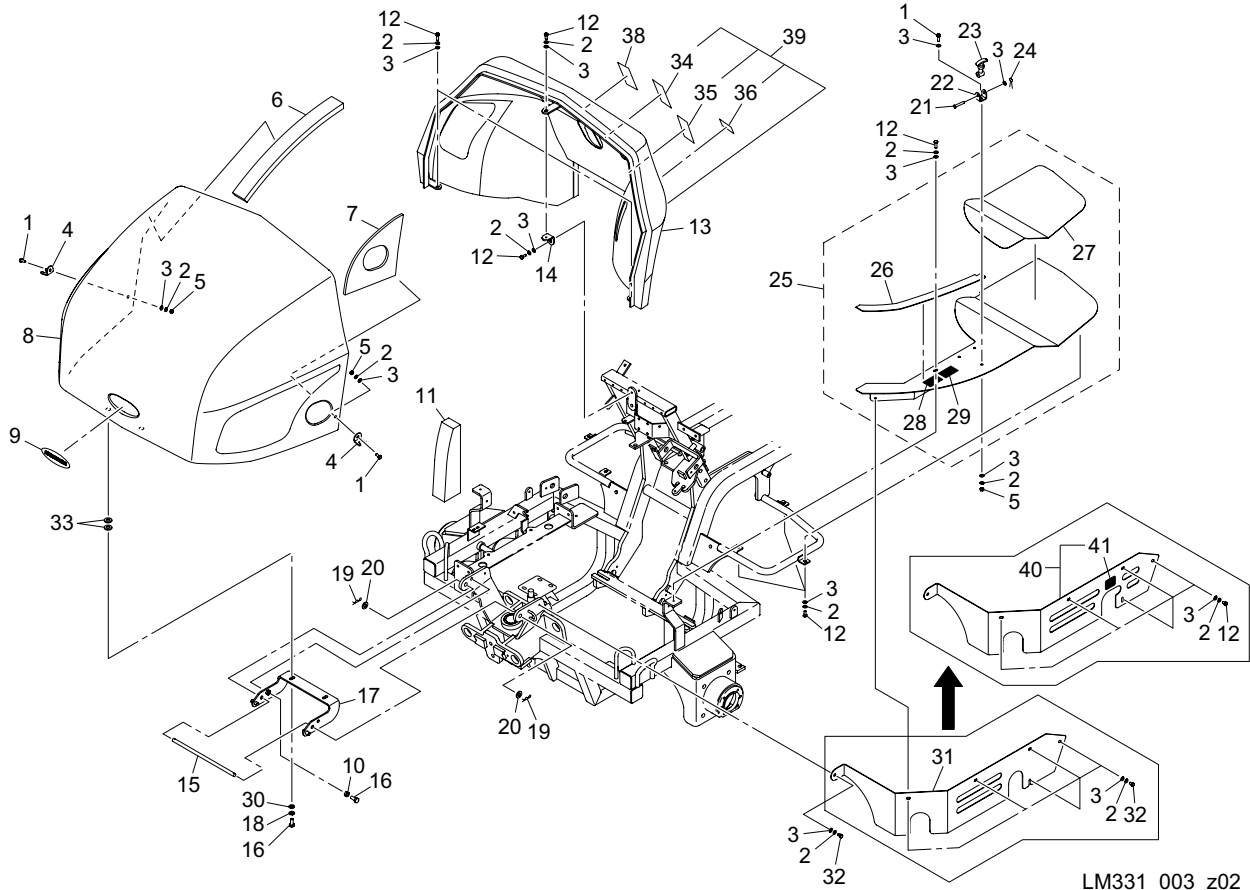


LM331_002_z04

| Cat No. | Code No. | Part name | Qty | Remark | SN of application |
|---------|---------------|------------------------------|-----|--------|-------------------|
| 2-29 | K0000060202 | BOLT, M6-20 | 4 | | |
| 2-30 | K0042050082 | SCREW, + ROUND HEAD M5-8 | 1 | | |
| 2-31 | K1301000150 | GRIP, PLASTIC THROTTLE LEVER | 1 | | |
| 2-32 | K0200050002 | WASHER, SPRING M5 | 1 | | |
| 2-33 | K0100050002 | NUT, M5 | 1 | | |
| 2-34 | K0000100552 | BOLT, M10-55 | 4 | | 10148-10263 |
| 2a-34 | K0000100602 | BOLT, M10-60 | 4 | | 10264- |
| 2-35 | K3620001010 | WIRING, SEAT SWITCH NO | 1 | | |
| 2-36 | K1700000370 | SEAT, MSG65 | 1 | | |
| 2-37 | LM331--0812ZD | STOPPER, SEAT RAIL | 1 | | |
| 2-38 | K0069000272 | BOLT, SQ HEAD M8-25 | 4 | | |
| 2-39 | | | | | |
| 2-40 | | | | | |
| 2-41 | Y1104948 | SWITCH KIT, SEAT | 1 | | |
| | | | | | |
| | | | | | |
| | | | | | |

3.Cover section A

LM331

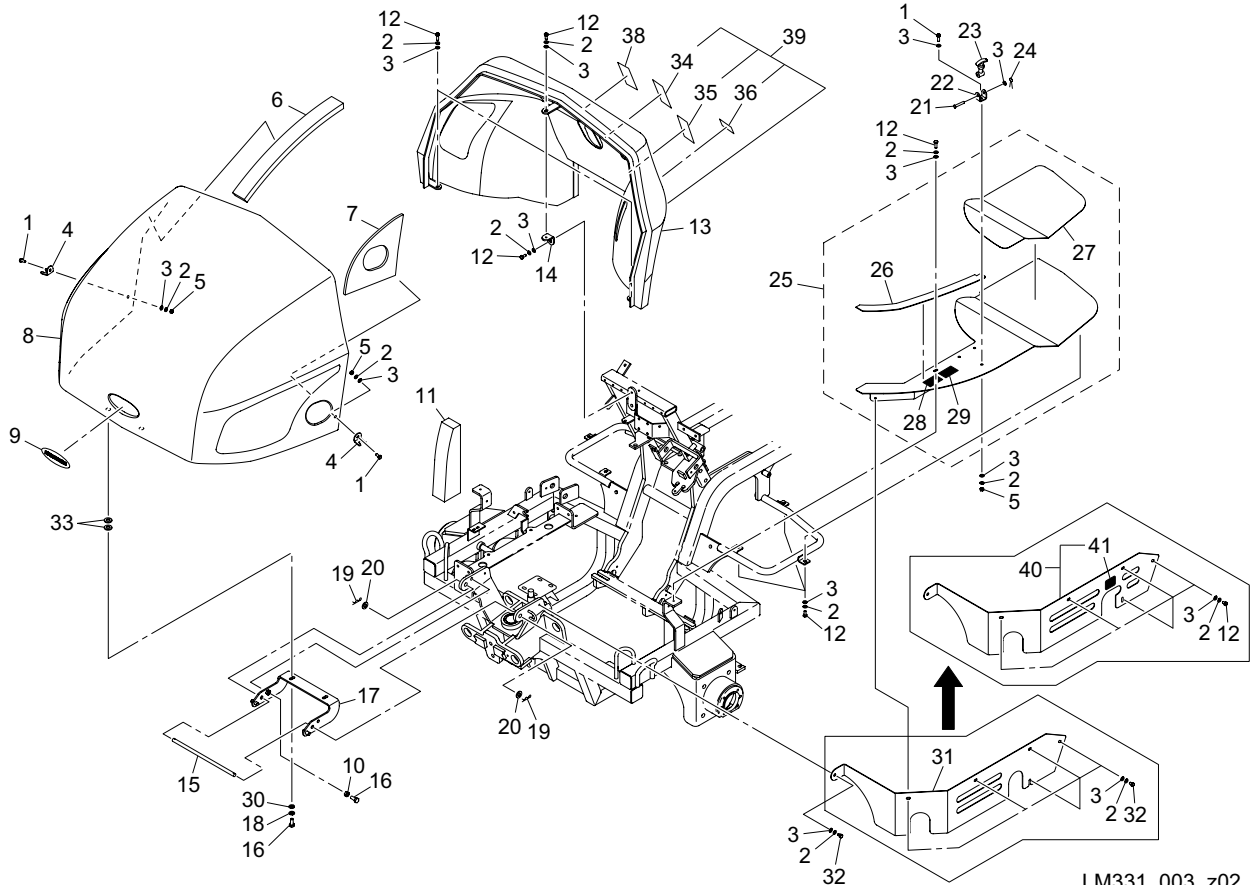


LM331_003_z02

| Cat No. | Code No. | Part name | Qty | Remark | SN of application |
|---------|---------------|--------------------------|-----|--------|-------------------|
| 3-1 | K0000060202 | BOLT, M6-20 | 5 | | 10148-19999 |
| 3a-1 | K0000060202 | BOLT, M6-20 | 3 | | 20001- |
| 3-2 | K0200060002 | WASHER, SPRING M6 | 11 | | 10148-19999 |
| 3a-2 | K0200060002 | WASHER, SPRING M6 | 17 | | 20001- |
| 3-3 | K5000060002 | WASHER, M6 | 12 | | 10148-19999 |
| 3a-3 | K5000060002 | WASHER, M6 | 18 | | 20001- |
| 3-4 | K5270002352 | RECEIVER, RUBBER HOOK | 2 | | |
| 3-5 | K0100060002 | NUT, M6 | 3 | | |
| 3-6 | LM331--0907Z0 | URETHAN, UPPER HOOD | 1 | | |
| 3-7 | LM331--0906Z0 | SHEET, HEAT INSULATING | 1 | | |
| 3-8 | LM331--0901Z0 | HOOD COMP, FRONT | 1 | | |
| 3-9 | K4201000570 | DECAL, BARONESS | 1 | | |
| 3-10 | K0100080002 | NUT, M8 | 1 | | |
| 3-11 | LM331--0961Z0 | URETHAN, RADIATOR FRAME | 1 | | |
| 3-12 | K0000060152 | BOLT, M6-15 | 8 | | 10148-19999 |
| 3a-12 | K0000060152 | BOLT, M6-15 | 13 | | 20001- |
| 3-13 | LM331--0911Z0 | CONSOLE COMP | 1 | | 10148-19999 |
| 3-14 | LM331--0916Z2 | ANGLE, L SHAPE | 1 | | |
| 3-15 | LM331--0909Z2 | SHAFT, HINGE | 1 | | |
| 3-16 | K0000080302 | BOLT, M8-30 | 3 | | |
| 3-17 | LM331--0908Z2 | HINGE, HOOD | 1 | | |
| 3-18 | K0200080002 | WASHER, SPRING M8 | 2 | | |
| 3-19 | K0341000002 | PIN, SNAP W/RETAINER M10 | 2 | | |
| 3-20 | K5000100002 | WASHER, M10 | 2 | | |
| 3-21 | K6030060352 | PIN, FLAT HEAD M6-35 | 1 | | |
| 3-22 | K5200000102 | CLAMPER, RUBBER HOOK | 1 | | |
| 3-23 | K1520000090 | HOOK, RUBBER SMALL | 1 | | |
| 3-24 | K0300016202 | PIN, COTTER M1.6-20 | 1 | | |
| 3-25 | LM331--0939Z0 | FLOOR COMP, (LH) | 1 | | 10148-19999 |
| 3a-25 | LM331--0971A0 | FLOOR COMP, (LH) | 1 | | 20001- |

3.Cover section A

LM331

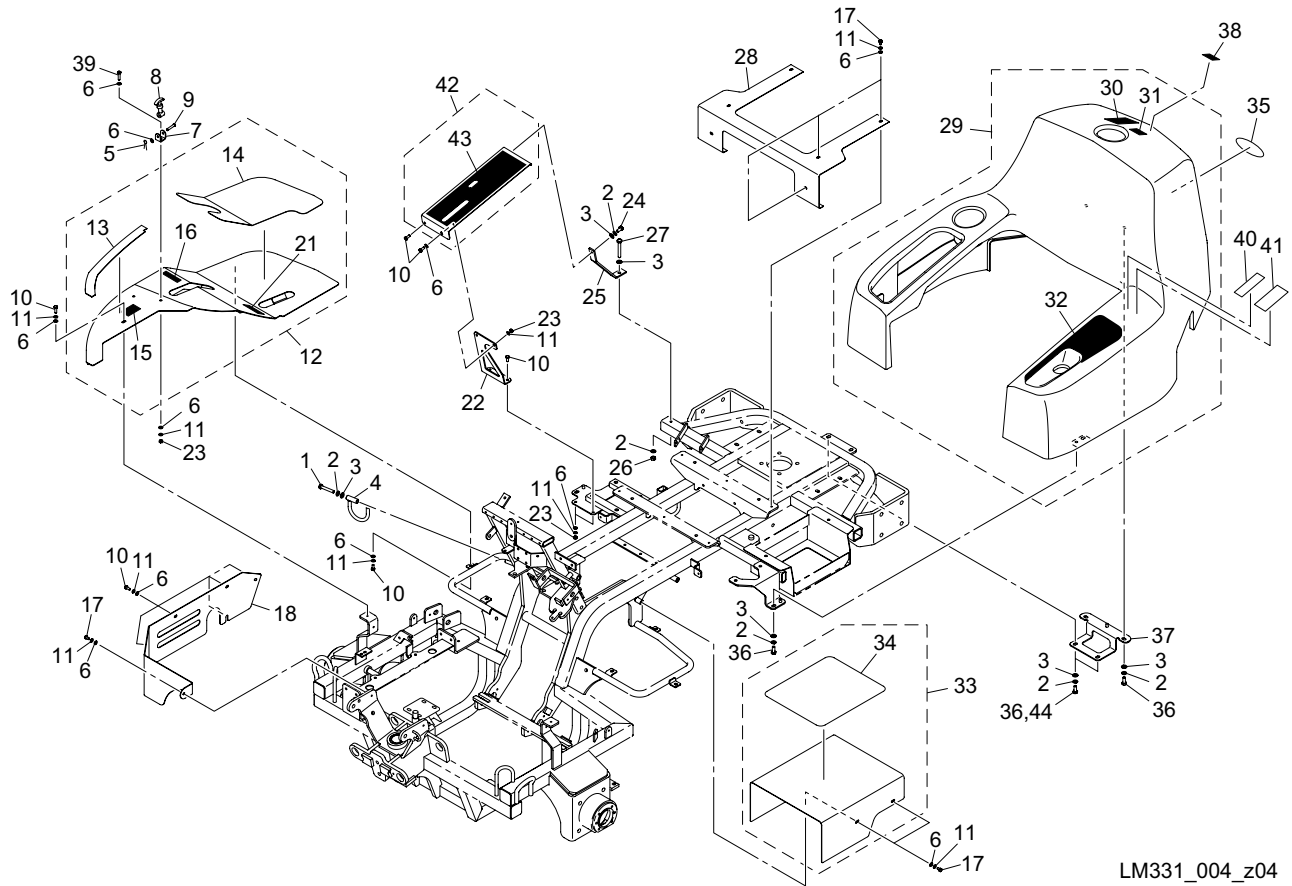


LM331_003_z02

| Cat No. | Code No. | Part name | Qty | Remark | SN of application |
|---------|---------------|--|-----|----------------|-------------------|
| 3-26 | LM331--0935Z0 | RECEIVER, RUBBER HOOD (LH) | 1 | | |
| 3-27 | LM331--0937Z0 | SHEET, PLASTIC ANTISLIP FOR FLOOR (LH) | 1 | | |
| 3-28 | K4205001920 | DECAL, CAUTION HOT PARTS | 1 | | |
| 3-29 | K4205001930 | DECAL, CAUTION GETTING CAUGHT HANDS/FEET | 1 | | |
| 3-30 | K5000080002 | WASHER, M8 | 2 | | |
| 3-31 | LM331--0932AD | PLATE, SIDE FLOOR (LH) | 1 | | 10148-19999 |
| 3-32 | K0000060102 | BOLT, M6-10 | 6 | | 10148-19999 |
| 3a-32 | K0000060102 | BOLT, M6-10 | 1 | | 20001- |
| 3-33 | K5073208202 | WASHER, SPHC 3.2-8-20 | 0-4 | for adjustment | |
| 3-34 | K4203001500 | DECAL, LEVER TILT STEERING | 1 | | |
| 3-35 | K4203001340 | DECAL, PARKING BRAKE | 1 | | |
| 3-36 | K4203001450 | DECAL, BRAKE | 1 | | |
| 3-37 | | | | | |
| 3-38 | K4205002090 | DECAL, CAUTION NOISE | 1 | | |
| 3-39 | LM331--0919Z0 | CONSOLE COMP | 1 | | 20001- |
| 3-40 | LM331--0955Z0 | PLATE, FLOOR LEFT | 1 | | 20001- |
| 3-41 | K4209002020 | DECAL, GREASE | 1 | | 20001- |
| | | | | | |
| | | | | | |

4.Cover section B

LM331

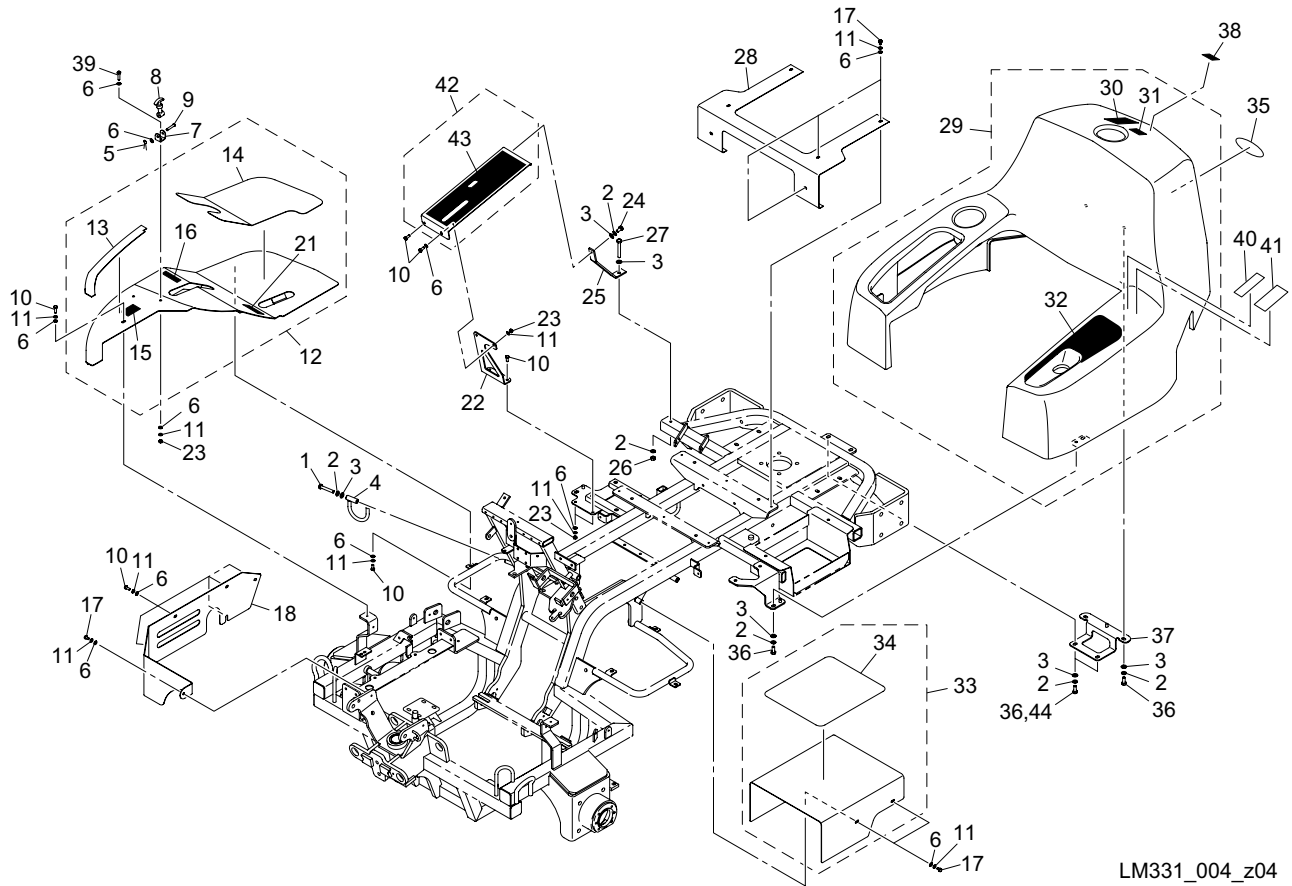


LM331_004_z04

| Cat No. | Code No. | Part name | Qty | Remark | SN of application |
|---------|---------------|--|-----|--------|-------------------|
| 4-1 | K0000080502 | BOLT, M8-50 | 1 | | |
| 4-2 | K0200080002 | WASHER, SPRING M8 | 7 | | |
| 4-3 | K5000080002 | WASHER, M8 | 7 | | |
| 4-4 | LM331--0213Z2 | GUIDE, HOSE | 1 | | |
| 4-5 | K0300016202 | PIN, COTTER M1.6-20 | 1 | | |
| 4-6 | K5000060002 | WASHER, M6 | 25 | | 10148-19999 |
| 4a-6 | K5000060002 | WASHER, M6 | 26 | | 20001- |
| 4-7 | K5200000102 | CLAMPER, RUBBER HOOK | 1 | | |
| 4-8 | K1520000090 | HOOK, RUBBER SMALL | 1 | | |
| 4-9 | K6030060352 | PIN, FLAT HEAD M6-35 | 1 | | |
| 4-10 | K0000060152 | BOLT, M6-15 | 8 | | 10148-19999 |
| 4a-10 | K0000060152 | BOLT, M6-15 | 13 | | 20001- |
| 4-11 | K0200060002 | WASHER, SPRING M6 | 25 | | |
| 4-12 | LM331--0940A0 | FLOOR COMP, (RH) | 1 | | 10148-19999 |
| 4a-12 | LM331--0973A0 | FLOOR COMP, (RH) | 1 | | 20001- |
| 4-13 | LM331--0936Z0 | RECEIVER, RUBBER HOOD (RH) | 1 | | |
| 4-14 | LM331--0938Z0 | SHEET, PLASTIC ANTISLIP FOR FLOOR (RH) | 1 | | |
| 4-15 | K4205001930 | DECAL, CAUTION GETTING CAUGHT HANDS/FEET | 1 | | |
| 4-16 | K4203001430 | DECAL, FORWARD | 1 | | |
| 4-17 | K0000060102 | BOLT, M6-10 | 16 | | 10148-19999 |
| 4a-17 | K0000060102 | BOLT, M6-10 | 11 | | 20001- |
| 4-18 | LM331--0934AD | PLATE, SIDE FLOOR (RH) | 1 | | |
| 4-19 | | | | | |
| 4-20 | | | | | |
| 4-21 | K4203001440 | DECAL, BACKWARD | 1 | | |
| 4-22 | LM331--0944ZD | STAY, OPERATION PANEL (FRONT) | 1 | | |
| 4-23 | K0100060002 | NUT, M6 | 5 | | |
| 4-24 | K0000080152 | BOLT, M8-15 | 1 | | |
| 4-25 | LM331--0945ZD | STAY, OPERATION PANEL (REAR) | 1 | | |
| 4-26 | K0100080002 | NUT, M8 | 1 | | |

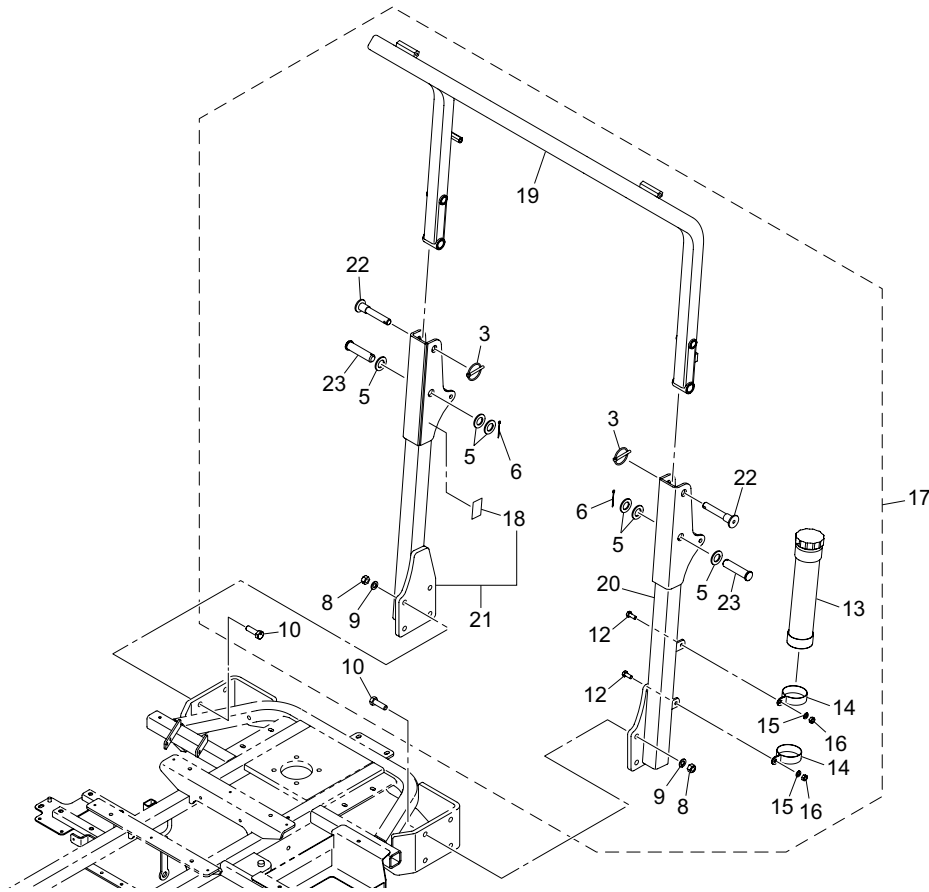
4.Cover section B

LM331



LM331_004_z04

| Cat No. | Code No. | Part name | Qty | Remark | SN of application |
|---------|---------------|--|-----|--------|-------------------|
| 4-27 | K0000080602 | BOLT, M8-60 | 1 | | |
| 4-28 | LM331--0952AD | PANEL, UNDER SEAT | 1 | | 10148-19999 |
| 4a-28 | LM331--0977ZD | PANEL, UNDER SEAT | 1 | | 20001- |
| 4-29 | LM331--0986Z0 | COVER, REAR W/DECAL | 1 | | |
| 4-30 | K4209001000 | DECAL, DIESEL OIL FILLER PORT | 1 | | |
| 4-31 | K4205001940 | DECAL, DANGER "NO FIRE" | 1 | | |
| 4-32 | LM331--0928Z0 | DECAL, PANEL (LH) | 1 | | |
| 4-33 | LM331--0954Z0 | PANEL COMP, CENTER FLOOR | 1 | | 10148-19999 |
| 4a-33 | LM331--0975Z0 | PANEL COMP, CENTER FLOOR | 1 | | 20001- |
| 4-34 | LM331--0953Z0 | SHEET, PLASTIC ANTISLIP CENTER FLOOR | 1 | | |
| 4-35 | LM331--0987Z0 | DECAL, LM331 | 1 | | |
| 4-36 | K0000080202 | BOLT, M8-20 | 4 | | 10148-19999 |
| 4a-36 | K0000080202 | BOLT, M8-20 | 2 | | 20001- |
| 4-37 | LM331--0985ZD | BRACKET, REAR COVER | 1 | | |
| 4-38 | K4209001330 | DECAL, DIESEL FUEL INDICATION | 1 | | |
| 4-39 | K0000060202 | BOLT, M6-20 | 1 | | |
| 4-40 | K4205002200 | DECAL, WARNING SPARK ARRESTER | 1 | | |
| 4-41 | K4205002140 | DECAL, WARNING CA P65 FOR RIDING MOWER | 1 | | |
| 4-42 | LM331--0988Z0 | PANEL, OPERATION W/DECAL | 1 | | |
| 4-43 | LM331--0990Z0 | DECAL, OPERATION PANEL | 1 | | |
| 4-44 | K0000080252 | BOLT, M8-25 | 2 | | 20001- |

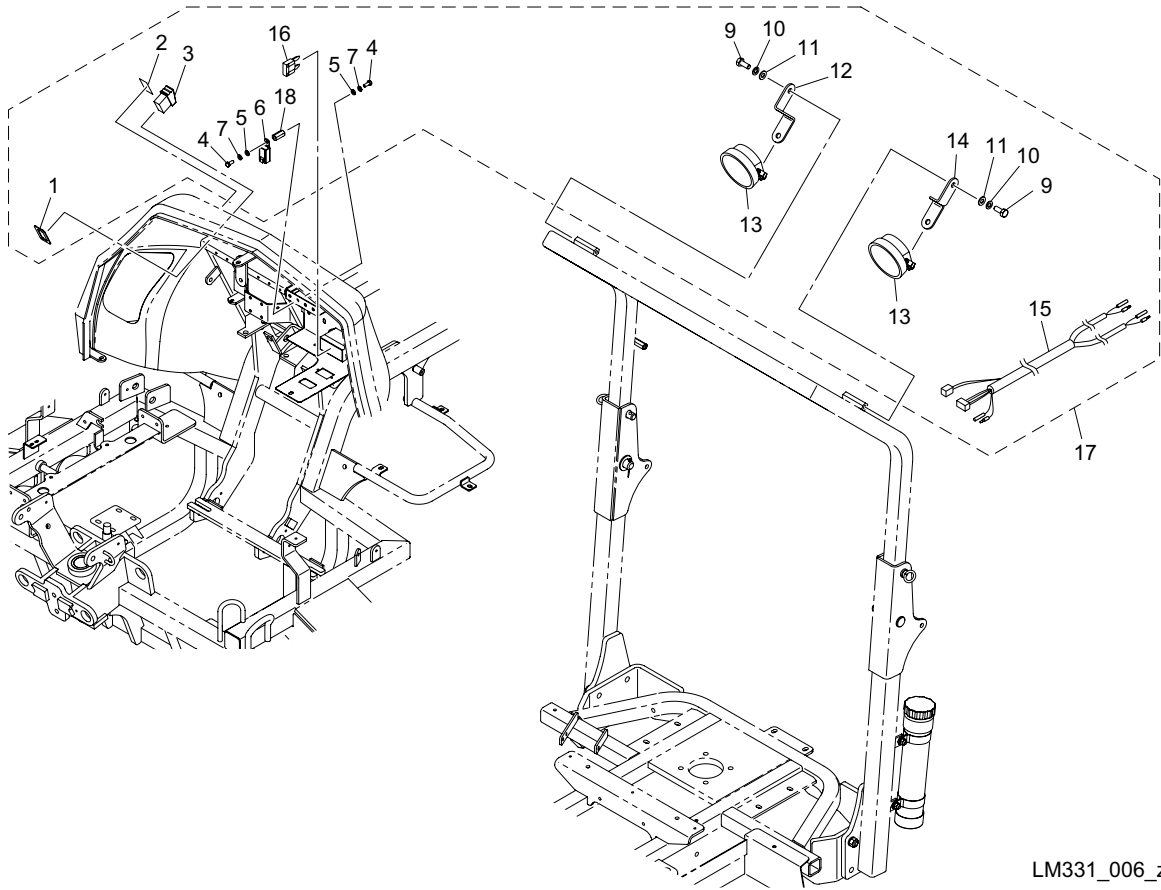


LM331_005_z04

| Cat No. | Code No. | Part name | Qty | Remark | SN of application |
|---------|---------------|------------------------------|-----|--------|-------------------|
| 5-1 | | | | | |
| 5-2 | | | | | |
| 5-3 | K6061060002 | PIN, CLIP M6 | 2 | | |
| 5-4 | | | | | |
| 5-5 | K5000200002 | WASHER, M20 | 6 | | |
| 5-6 | K0300032402 | PIN, COTTER M3.2-40 | 2 | | |
| 5-7 | | | | | |
| 5-8 | K0100120002 | NUT, M12 | 8 | | |
| 5-9 | K0200120002 | WASHER, SPRING M12 | 8 | | |
| 5-10 | K0010120402 | BOLT, HT M12-40 | 8 | | |
| 5-11 | | | | | |
| 5-12 | K0000080202 | BOLT, M8-20 | 2 | | |
| 5-13 | K5920000130 | CASE, FOR MANUALS | 1 | | |
| 5-14 | LM331--1004ZD | CLAMP, OPERATION MANUAL CASE | 2 | | |
| 5-15 | K0200080002 | WASHER, SPRING M8 | 2 | | |
| 5-16 | K0100080002 | NUT, M8 | 2 | | |
| 5-17 | LM331--1005A0 | ROPS KIT | 1 | | |
| 5-18 | K4205001710 | DECAL, CAUTION ROPS | 1 | | |
| 5-19 | LM331--1001AD | FRAME, ROPS | 1 | | |
| 5-20 | LM331--1006Z0 | LEG, ROPS W/DECAL (LH) | 1 | | |
| 5-21 | LM331--1007Z0 | LEG, ROPS W/DECAL (RH) | 1 | | |
| 5-22 | LM315GC7005B2 | PIN, LOCKING | 2 | | |
| 5-23 | K6033000082 | PIN, FLAT HEAD HT 20-82 | 2 | | |
| | | | | | |

6.Head light section

LM331

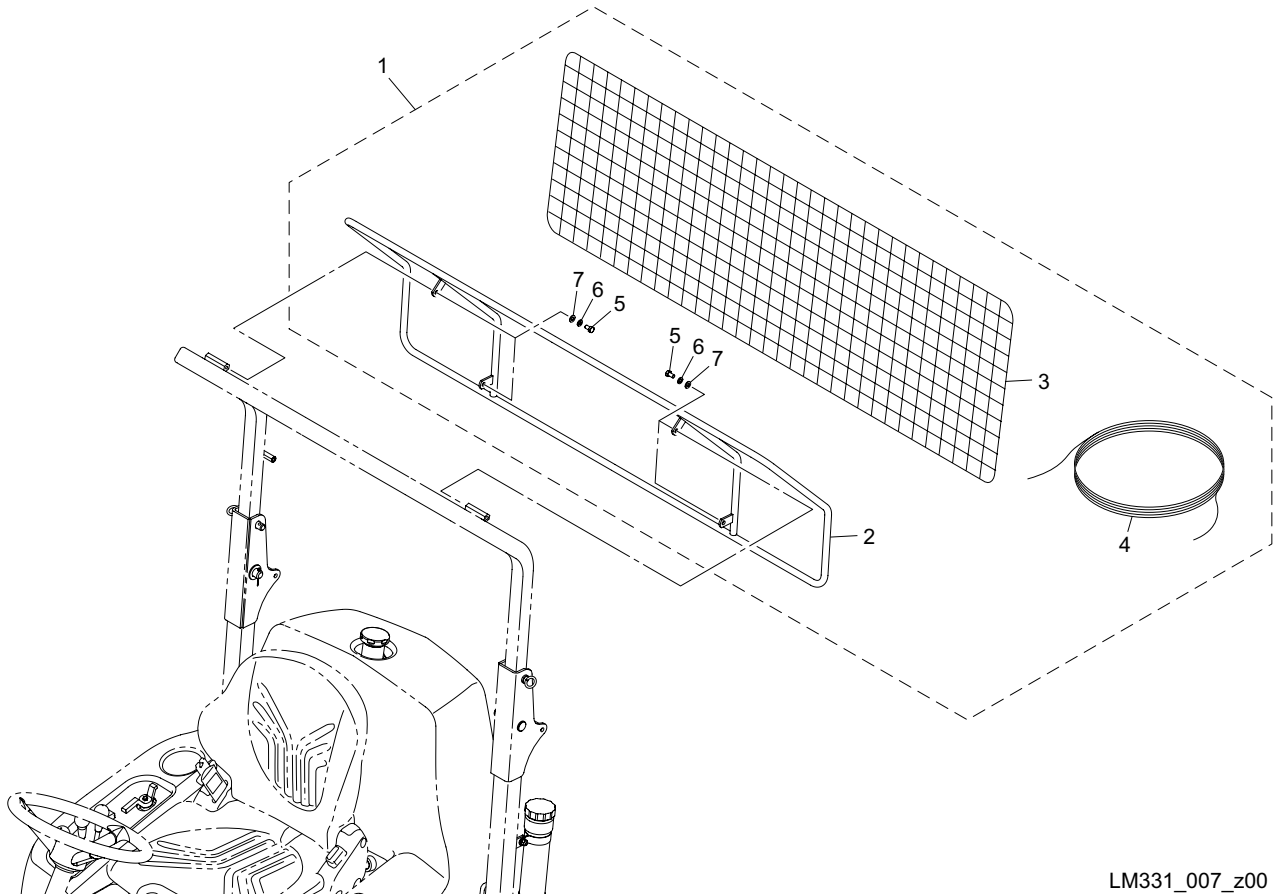


LM331_006_z01

| Cat No. | Code No. | Part name | Qty | Remark | SN of application |
|---------|---------------|---------------------------|-----|--------|-------------------|
| 6-1 | LM331--0557Z2 | SPACER, FOR FIXING SWITCH | 1 | | |
| 6-2 | LM331--1105Z0 | DECAL, LIGHT SWITCH | 1 | | |
| 6-3 | K3661000050 | SWITCH, ROCKER | 1 | | |
| 6-4 | K0000060152 | BOLT, M6-15 | 1 | | 10148-19999 |
| 6a-4 | K0000060152 | BOLT, M6-15 | 2 | | 20001- |
| 6-5 | K5000060002 | WASHER, M6 | 1 | | 10148-19999 |
| 6a-5 | K5000060002 | WASHER, M6 | 2 | | 20001- |
| 6-6 | K3681000060 | RELAY, CA1aF-12V-N-5 | 1 | | 10148-10238 |
| 6a-6 | K3681000090 | RELAY, ACA12135 | 1 | | 10239- |
| 6-7 | K0200060002 | WASHER, SPRING M6 | 1 | | 10148-19999 |
| 6a-7 | K0200060002 | WASHER, SPRING M6 | 2 | | 20001- |
| 6-8 | K0100060002 | NUT, M6 | 1 | | 10148-19999 |
| 6a-8 | K0100060002 | NUT, M6 | 0 | | 20001- |
| 6-9 | K0000100252 | BOLT, M10-25 | 2 | | |
| 6-10 | K0200100002 | WASHER, SPRING M10 | 2 | | |
| 6-11 | K5000100002 | WASHER, M10 | 2 | | |
| 6-12 | LM331--1104ZD | BRACKET, LIGHT (RH) | 1 | | |
| 6-13 | K3640000090 | LAMP, LED WORKING NS-2556 | 2 | | |
| 6-14 | LM331--1103ZD | BRACKET, LIGHT (LH) | 1 | | |
| 6-15 | LM331--1102Z0 | HARNESS, LIGHT | 1 | | |
| 6-16 | K3631000080 | FUSE, MINI BLADE 10A | 1 | | |
| 6-17 | LM331--1101Z0 | KIT, HEAD LIGHT (OPTION) | 1 | option | |
| 6-18 | K0149060252 | NUT, HIGH M6-10- 25 | 1 | | 20001- |

7. Ball proof net section

LM331

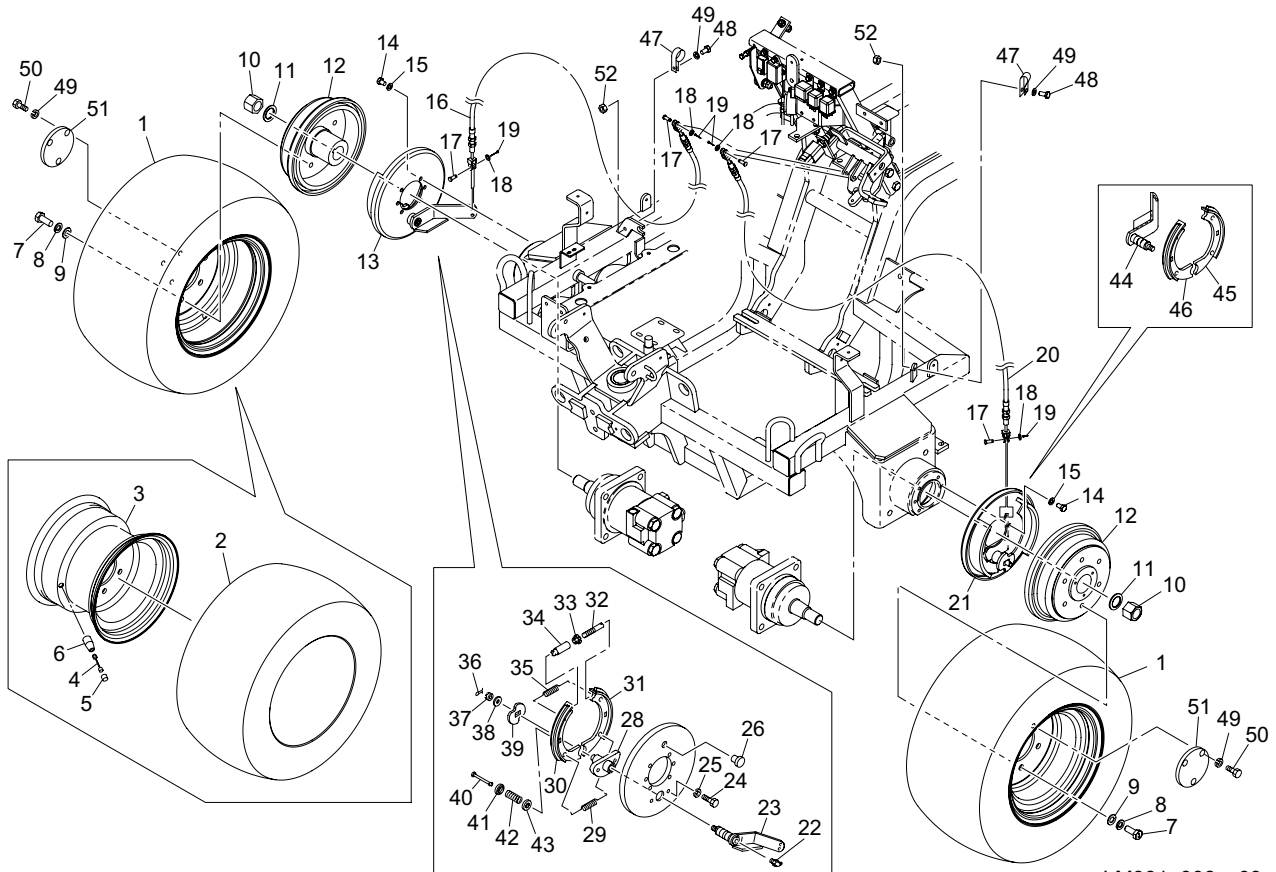


LM331_007_z00

| Cat No. | Code No. | Part name | Qty | Remark | SN of application |
|---------|---------------|----------------------------|-----|--------|-------------------|
| 7-1 | LM315GC7101A0 | NET ASSY, BALL PROOF | 1 | | |
| 7-2 | LM315GC7102ZD | FRAME, FOR BALL PROOF NET | 1 | | |
| 7-3 | K4130000020 | NET, PROTECTION 550*1375 S | 1 | | |
| 7-4 | K4140000020 | ROPE, 2-6700S | 2 | | |
| 7-5 | K0000080152 | BOLT, M8-15 | 4 | | |
| 7-6 | K0200080002 | WASHER, SPRING M8 | 4 | | |
| 7-7 | K5000080002 | WASHER, M8 | 4 | | |
| | | | | | |
| | | | | | |
| | | | | | |
| | | | | | |
| | | | | | |

8.Front wheel & Brake section A

LM331

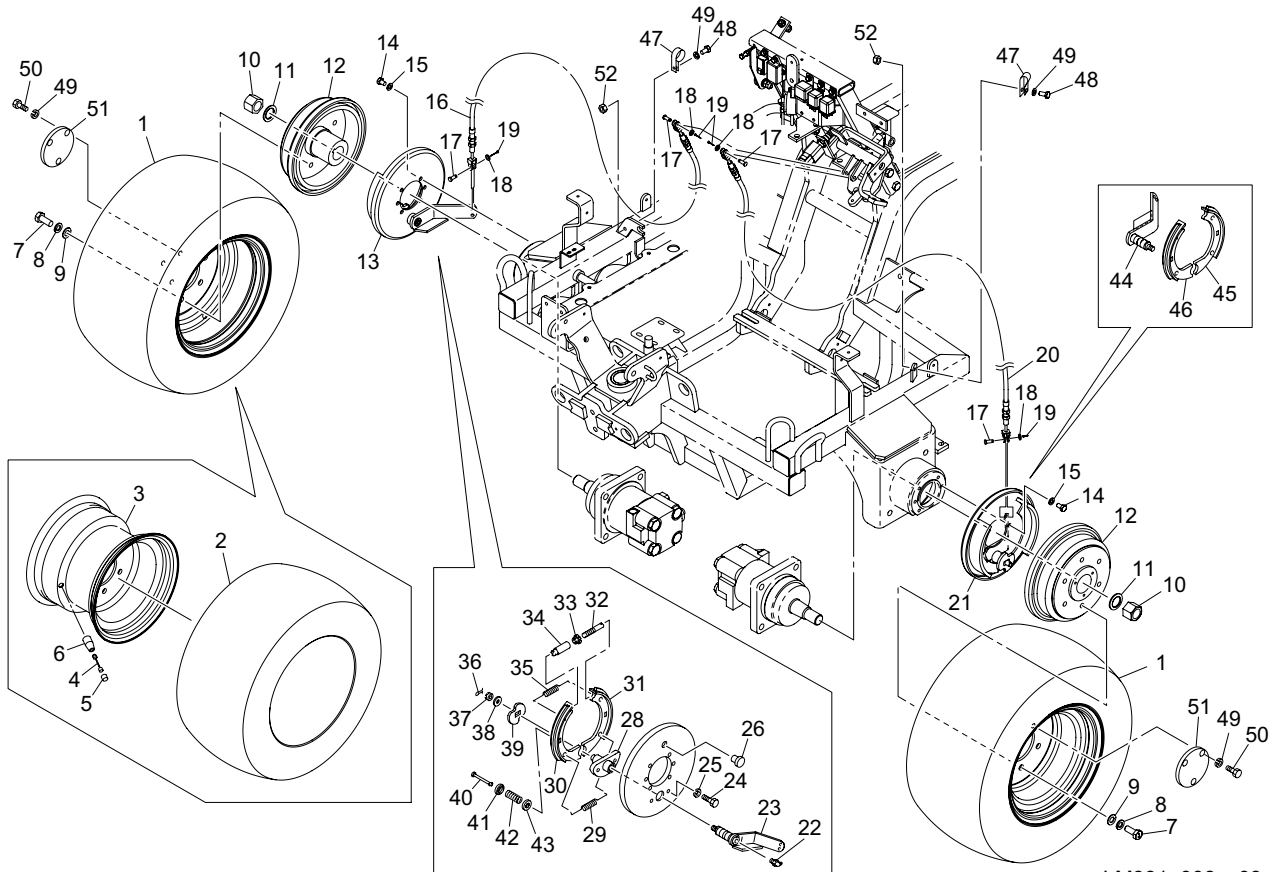


LM331_008_z03

| Cat No. | Code No. | Part name | Qty | Remark | SN of application |
|---------|--------------|-----------------------------|-----|--------|-------------------|
| 8-1 | K2040000970 | TIRE ASSY, 20*12.00-10 | 2 | | 10148-10153 |
| 8a-1 | K2040001070 | TIRE ASSY, K516 20*12.00-10 | 2 | | 10154- |
| 8-2 | K2041000390 | TIRE, 20*12.00-10RS | 2 | | 10148-10153 |
| 8a-2 | K2041000570 | TIRE, K516 20*12.00-10 | 2 | | 10154- |
| 8-3 | K209000092L | WHEEL, 10*8.00 | 2 | | |
| 8-4 | K2092000020 | CORE, VALVE NO.9000 | 2 | | |
| 8-5 | K2093000010 | CAP, VALVE | 2 | | |
| 8-6 | K2097000010 | VALVE, RIM TR413 | 2 | | |
| 8-7 | K0011120302 | BOLT, HT P1.5 M12-30 | 12 | | |
| 8-8 | K0200120002 | WASHER, SPRING M12 | 12 | | |
| 8-9 | K5000120002 | WASHER, M12 | 12 | | |
| 8-10 | K0160000492 | NUT, SPECIAL P1.5 M24 | 2 | | |
| 8-11 | K0214240001 | WASHER, DISK SPRING 2L M24 | 2 | | |
| 8-12 | K6909000232 | MOUNT, WHEEL | 2 | | |
| 8-13 | K1720000210 | BRAKE ASSY, W/LEVER (RH) | 1 | | |
| 8-14 | K0000080152 | BOLT, M8-15 | 12 | | |
| 8-15 | K0200080002 | WASHER, SPRING M8 | 12 | | |
| 8-16 | K1120183000 | WIRE, BRAKE 1830 | 1 | | |
| 8-17 | K6031060172 | PIN, FLAT-HEAD HT M6-17 | 4 | | |
| 8-18 | K5000060002 | WASHER, M6 | 6 | | |
| 8-19 | K0300020202 | PIN, COTTER M2-20 | 4 | | |
| 8-20 | K1120108000 | WIRE, BRAKE 1080 | 1 | | |
| 8-21 | K1720000200 | BRAKE ASSY, W/LEVER (LH) | 1 | | |
| 8-22 | P631-0675-00 | GREASE NIPPLE | 2 | | |
| 8-23 | K7322000068 | LEVER, BRAKE (RH) | 1 | | |
| 8-24 | P501-1016-10 | BOLT | 4 | | |
| 8-25 | P573-1025-20 | WASHER, SPRING | 4 | | |
| 8-26 | P319-7122-00 | PLUG | 2 | | |
| 8-27 | | | | | |
| 8-28 | P712-8003-00 | BRACKET | 2 | | |

8. Front wheel & Brake section A

LM331

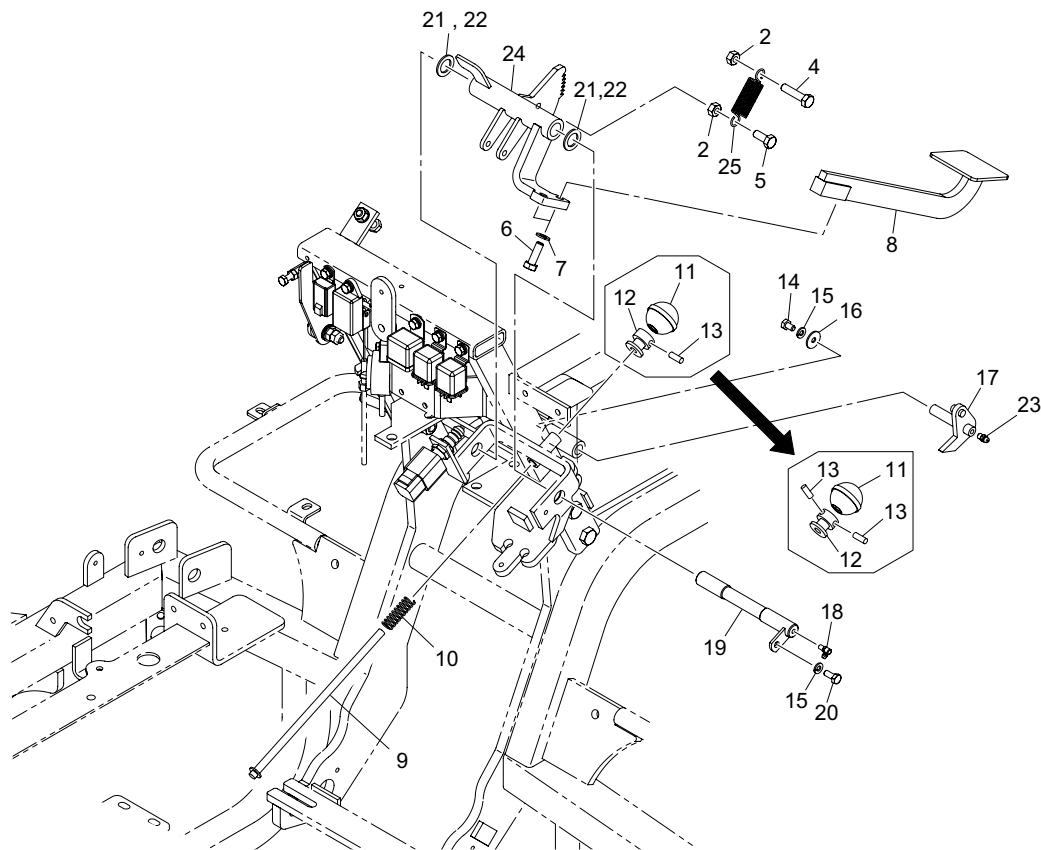


LM331_008_z03

| Cat No. | Code No. | Part name | Qty | Remark | SN of application |
|---------|--------------|------------------------|-----|--------|-------------------|
| 8-29 | P153-8004-00 | SPRING | 2 | | |
| 8-30 | P741-8005-00 | SHOE, BRAKE | 1 | | |
| 8-31 | P741-8007-01 | SHOE, BRAKE | 1 | | |
| 8-32 | P722-7341-00 | BOLT, ADJUSTING | 2 | | |
| 8-33 | P722-7342-00 | GEAR, ADJUSTING | 2 | | |
| 8-34 | P723-7329-00 | SLEEVE | 2 | | |
| 8-35 | P153-8002-00 | SPRING | 2 | | |
| 8-36 | K0300025322 | PIN, COTTER M2.5-32 | 2 | | |
| 8-37 | P535-1008-00 | NUT, CASTLE | 2 | | |
| 8-38 | P801-7308-00 | WASHER | 2 | | |
| 8-39 | P731-7335-00 | CAM | 2 | | |
| 8-40 | P713-7044-00 | PIN, GUIDE | 4 | | |
| 8-41 | P801-7012-00 | SEAT, SPRING A | 4 | | |
| 8-42 | P154-7033-00 | SPRING | 4 | | |
| 8-43 | P801-7023-00 | SEAT, SPRING B | 4 | | |
| 8-44 | K7322000058 | LEVER, BRAKE (LH) | 1 | | |
| 8-45 | P741-8006-01 | SHOE, BRAKE | 1 | | |
| 8-46 | P741-8008-00 | SHOE, BRAKE | 1 | | |
| 8-47 | K4270010060 | CLIP, HARNESS 10-M6 | 2 | | |
| 8-48 | K0000060152 | BOLT, M6-15 | 2 | | |
| 8-49 | K0200060002 | WASHER, SPRING M6 | 8 | | |
| 8-50 | K0000060102 | BOLT, M6-10 | 6 | | |
| 8-51 | K517000012D | PLATE, SPCC BOLT COVER | 2 | | |
| 8-52 | K0100060002 | NUT, M6 | 2 | | |

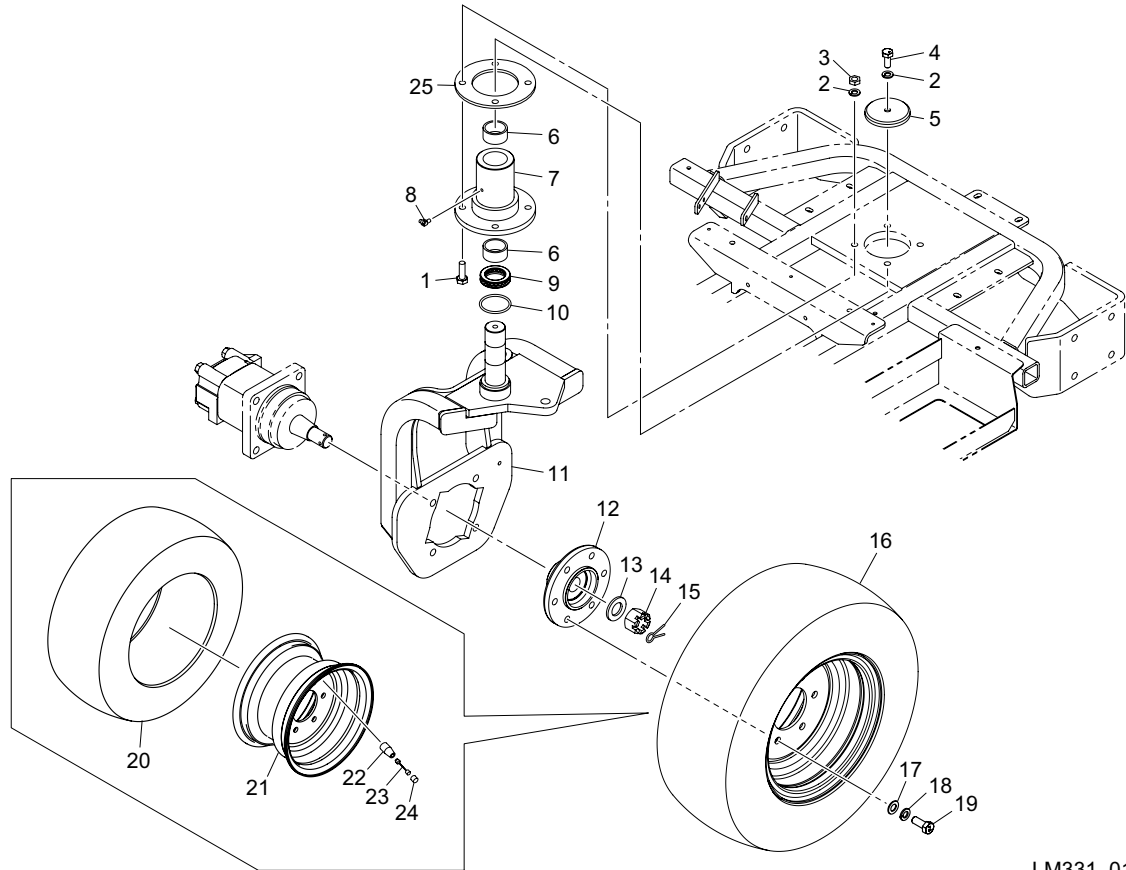
9. Front wheel & Brake section B

LM331



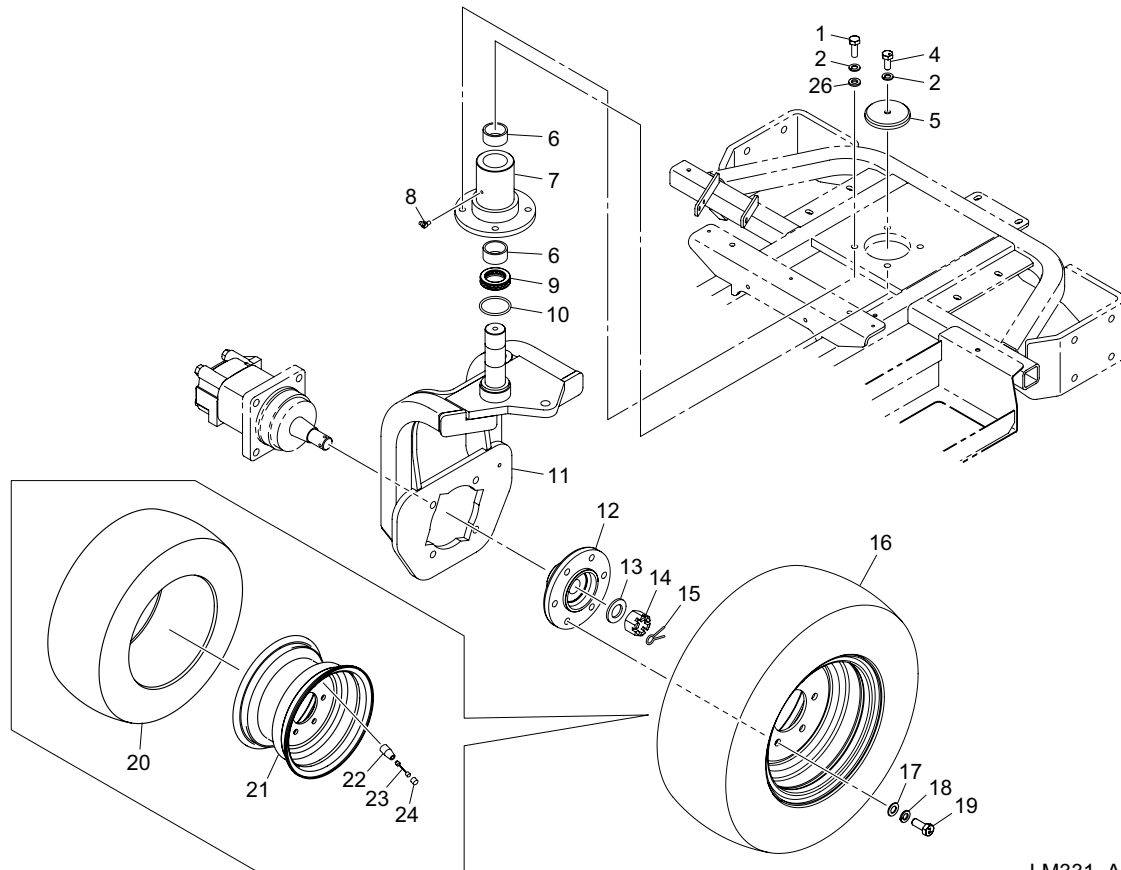
LM331_009_z06

| Cat No. | Code No. | Part name | Qty | Remark | SN of application |
|---------|---------------|----------------------------------|-----|----------------|-------------------|
| 9-1 | | | | | |
| 9-2 | K0100080002 | NUT, M8 | 2 | | |
| 9-3 | | | | | |
| 9-4 | K0000080402 | BOLT, M8-40 | 1 | | |
| 9-5 | K0000080202 | BOLT, M8-20 | 1 | | |
| 9-6 | K0010080252 | BOLT, HT M8-25 | 2 | | |
| 9-7 | K0200080002 | WASHER, SPRING M8 | 2 | | |
| 9-8 | LM331--0306ZD | PEDAL, BRAKE | 1 | | |
| 9-9 | LM331--0304Z2 | ROD, RELEASING BRAKE | 1 | | |
| 9-10 | K1000000238 | SPRING, COMPRESSION M1.4-13.3-42 | 1 | | |
| 9-11 | K1301000250 | GRIP, PLASTIC LEVER | 1 | | |
| 9-12 | LM331--0305Z2 | COLLAR, SHIFTER | 1 | | 10148-20029 |
| 9a-12 | LM331--0305A2 | COLLAR, SHIFTER | 1 | | 20030- |
| 9-13 | K0028060100 | SETSCREW, SUS M6-10 | 1 | | 10148-20029 |
| 9a-13 | K0028060100 | SETSCREW, SUS M6-10 | 2 | | 20030- |
| 9-14 | K0000060102 | BOLT, M6-10 | 1 | | |
| 9-15 | K0200060002 | WASHER, SPRING M6 | 2 | | |
| 9-16 | K5011606202 | WASHER, SPCC 1.6-6-20 | 1 | | |
| 9-17 | LM331--0303Z2 | PAWL, RATCHET | 1 | | |
| 9-18 | K1440000020 | GREASE NIPPLE, TYPE C | 1 | | |
| 9-19 | LM331--0302Z2 | SHAFT, BRAKE PEDAL | 1 | | |
| 9-20 | K0000060152 | BOLT, M6-15 | 1 | | |
| 9-21 | K5011016222 | WASHER, SPCC 1-16-22 | 0-2 | for adjustment | |
| 9-22 | K5010816222 | WASHER, SPCC 0.8-16-22 | 0-2 | for adjustment | |
| 9-23 | K1440000010 | GREASE NIPPLE, STRAIGHT TYPE A | 1 | | |
| 9-24 | LM331--0321ZD | FULCRUM, BRAKE PEDAL | 1 | | |
| 9-25 | K1020000248 | SPRING, W/U HOOK 2.3-1871.7 | 1 | | |
| 9-26 | | | | | |



LM331_010_z01

| Cat No. | Code No. | Part name | Qty | Remark | SN of application |
|---------|---------------|----------------------------|-----|--------|-------------------|
| 10-1 | K0010100402 | BOLT, HT M10-40 | 4 | | 10148-19999 |
| 10a-1 | K0010100502 | BOLT, HT M10-50 | 4 | | 20001- |
| 10-2 | K0200100002 | WASHER, SPRING M10 | 5 | | |
| 10-3 | K0100100002 | NUT, M10 | 4 | | |
| 10-4 | K0010100252 | BOLT, HT M10-25 | 1 | | |
| 10-5 | LM331--0403ZD | CAP, STEERING SHAFT | 1 | | |
| 10-6 | K6000000420 | BUSH, 35-42-30 | 2 | | |
| 10-7 | LM331--0404ZD | HOUSING, STEERING SHAFT | 1 | | |
| 10-8 | K1440000030 | GREASE NIPPLE, TYPE B | 1 | | |
| 10-9 | K0640511070 | BEARING, BALL THRUST 51107 | 1 | | |
| 10-10 | K0880048000 | O-RING, P48 | 1 | | |
| 10-11 | LM331--0401BD | FORK, REAR WHEEL | 1 | | |
| 10-12 | GM1500A0240AD | MOUNT, FRONT WHEEL 90 | 1 | | |
| 10-13 | K5000240002 | WASHER, M24 | 1 | | |
| 10-14 | K0138240002 | NUT, HIGH SLOTTED P1.5 M24 | 1 | | |
| 10-15 | K0300050452 | PIN, COTTER M5-45 | 1 | | |
| 10-16 | K2040000890 | TIRE ASSY, 20*8.00-10 | 1 | | |
| 10-17 | K5000120002 | WASHER, M12 | 6 | | |
| 10-18 | K0200120002 | WASHER, SPRING M12 | 6 | | |
| 10-19 | K0011120302 | BOLT, HT P1.5 M12-30 | 6 | | |
| 10-20 | K2041000520 | TIRE, 20*8.00-10 | 1 | | |
| 10-21 | K209000093L | WHEEL, 10*60 | 1 | | |
| 10-22 | K2097000010 | VALVE, RIM TR413 | 1 | | |
| 10-23 | K2092000020 | CORE, VALVE NO.9000 | 1 | | |
| 10-24 | K2093000010 | CAP, VALVE | 1 | | |
| 10-25 | LM331--0491Z2 | SPACER, HOUSING | 1 | | 20001- |

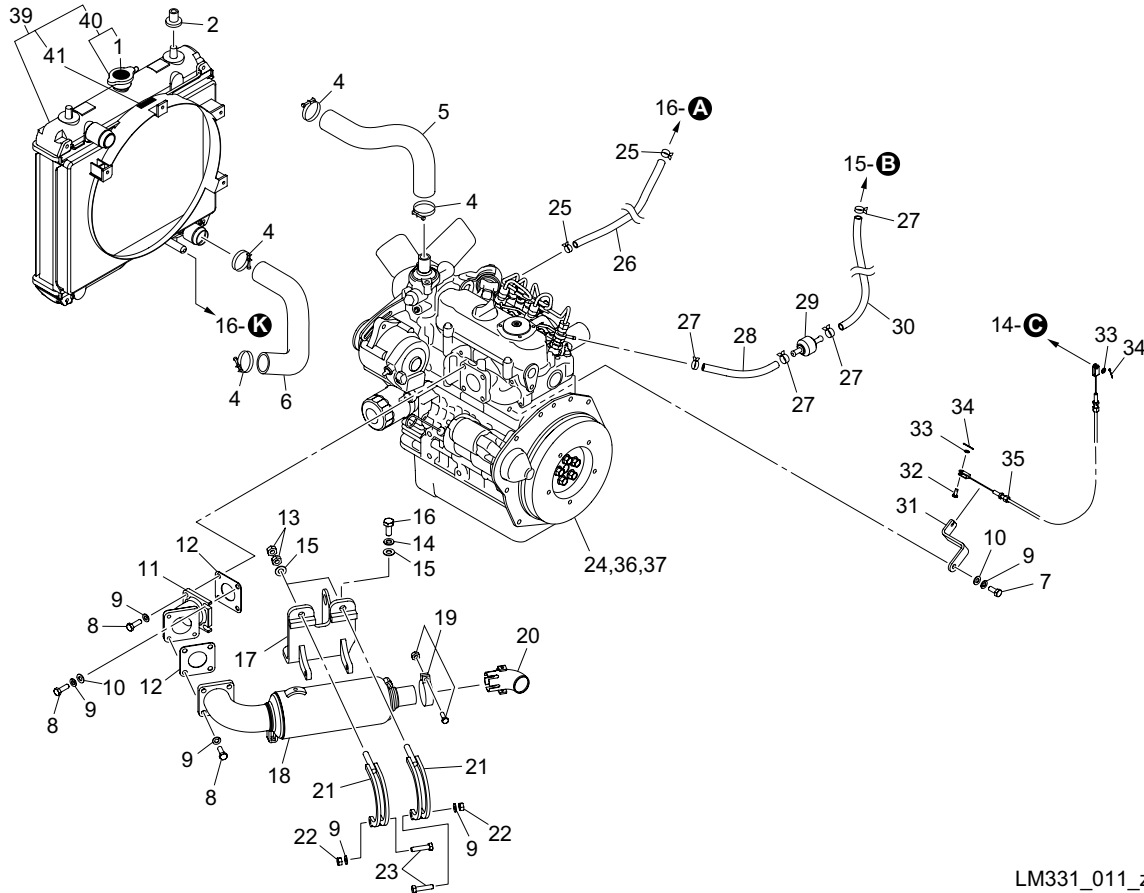


LM331_A10_z00

| Cat No. | Code No. | Part name | Qty | Remark | SN of application |
|---------|---------------|----------------------------|-----|--------|-------------------|
| A10b-1 | K0010100402 | BOLT, HT M10-40 | 4 | | |
| A10-2 | K0200100002 | WASHER, SPRING M10 | 5 | | |
| A10a-3 | | | | | |
| A10-4 | K0010100252 | BOLT, HT M10-25 | 1 | | |
| A10-5 | LM331--0403ZD | CAP, STEERING SHAFT | 1 | | |
| A10-6 | K6000000420 | BUSH, 35-42-30 | 2 | | |
| A10a-7 | LM331--0404AD | HOUSING, STEERING SHAFT | 1 | | |
| A10-8 | K1440000030 | GREASE NIPPLE, TYPE B | 1 | | |
| A10-9 | K0640511070 | BEARING, BALL THRUST 51107 | 1 | | |
| A10-10 | K0880048000 | O-RING, P48 | 1 | | |
| A10-11 | LM331--0401BD | FORK, REAR WHEEL | 1 | | |
| A10-12 | GM1500A0240AD | MOUNT, FRONT WHEEL 90 | 1 | | |
| A10-13 | K5000240002 | WASHER, M24 | 1 | | |
| A10-14 | K0138240002 | NUT, HIGH SLOTTED P1.5 M24 | 1 | | |
| A10-15 | K0300050452 | PIN, COTTER M5-45 | 1 | | |
| A10-16 | K2040000890 | TIRE ASSY, 20*8.00-10 | 1 | | |
| A10-17 | K5000120002 | WASHER, M12 | 6 | | |
| A10-18 | K0200120002 | WASHER, SPRING M12 | 6 | | |
| A10-19 | K0011120302 | BOLT, HT P1.5 M12-30 | 6 | | |
| A10-20 | K2041000520 | TIRE, 20*8.00-10 | 1 | | |
| A10-21 | K209000093L | WHEEL, 10*60 | 1 | | |
| A10-22 | K2097000010 | VALVE, RIM TR413 | 1 | | |
| A10-23 | K2092000020 | CORE, VALVE NO.9000 | 1 | | |
| A10-24 | K2093000010 | CAP, VALVE | 1 | | |
| A10a-25 | | | | | |
| A10-26 | K5000100002 | WASHER, M10 | 4 | | |

11.Engine & Electrical section A

LM331

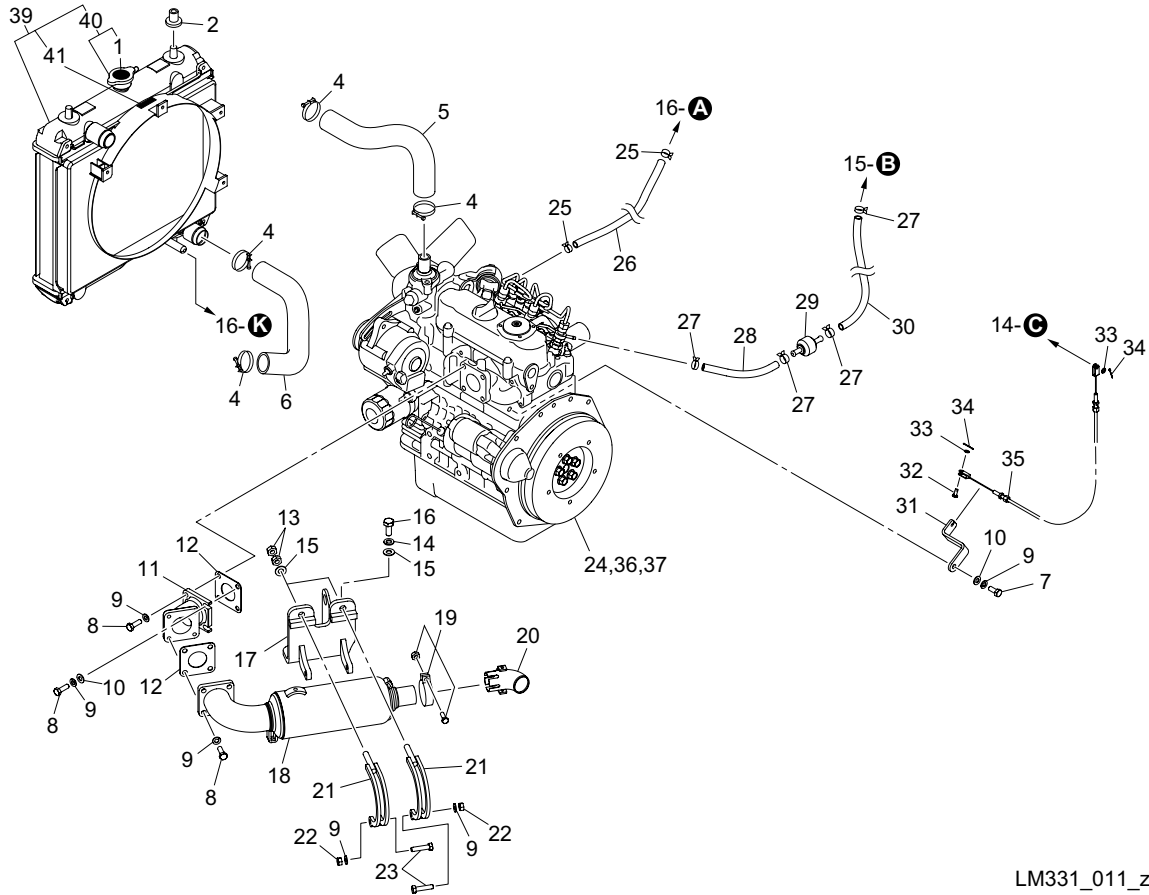


LM331_011_z02

| Cat No. | Code No. | Part name | Qty | Remark | SN of application |
|---------|----------------|---------------------------------|-----|--------|-------------------|
| 11-1 | K4205001970 | DECAL, CAUTION SPOUTING COOLANT | 1 | | |
| 11-2 | PF34070-1603-0 | RUBBER (RADIATOR MOUNT) | 4 | | |
| 11-3 | | | | | |
| 11-4 | K4260000190 | CLAMP, HOSE JUBILEE BAND 1 | 4 | | |
| 11-5 | PF1G952-7294-0 | HOSE, WATER 4 | 1 | | |
| 11-6 | PF1G952-7285-0 | HOSE, WATER 1 | 1 | | |
| 11-7 | K0000080202 | BOLT, M8-20 | 1 | | |
| 11-8 | K0000080252 | BOLT, M8-25 | 8 | | |
| 11-9 | K0200080002 | WASHER, SPRING M8 | 11 | | |
| 11-10 | K5000080002 | WASHER, M8 | 3 | | |
| 11-11 | LM331--0513ZU | FLANGE, MUFFLER | 1 | | |
| 11-12 | PF15263-1237-0 | PACKING, MUFFLER NA | 2 | | |
| 11-13 | K0100100002 | NUT, M10 | 4 | | |
| 11-14 | K0200100002 | WASHER, SPRING M10 | 3 | | |
| 11-15 | K5000100002 | WASHER, M10 | 5 | | |
| 11-16 | K0000100252 | BOLT, M10-25 | 3 | | |
| 11-17 | LM331--0511AU | SUPPORT, MUFFLER | 1 | | |
| 11-18 | PF15262-1211-0 | MUFFLER | 1 | | |
| 11-19 | PF14431-1243-0 | BAND, PIPE | 1 | | |
| 11-20 | LM331--0514ZU | PIPE, MUFFLER | 1 | | |
| 11-21 | LM331--0512ZU | BAND, MUFFLER | 2 | | |
| 11-22 | K0100080002 | NUT, M8 | 2 | | |
| 11-23 | K0000080352 | BOLT, M8-35 | 2 | | |
| 11-24 | K2691000420 | ENGINE, KUBOTA D902-E4B-LMKY-1 | 1 | | |
| 11-25 | K4260000172 | CLAMP, HOSE KS-11-19 | 2 | | |
| 11-26 | K3180014100 | HOSE, FUEL 8*1B1410 | 1 | | |
| 11-27 | K4260000270 | CLIP, HOSE TS095 | 4 | | |
| 11-28 | K3182001500 | HOSE, FUEL 4*1B150 | 1 | | |
| 11-29 | PF1C010-4246-0 | VALVE, CHECK FUEL | 1 | | |
| 11-30 | K3182018000 | HOSE, FUEL 4*1B1800 | 1 | | |

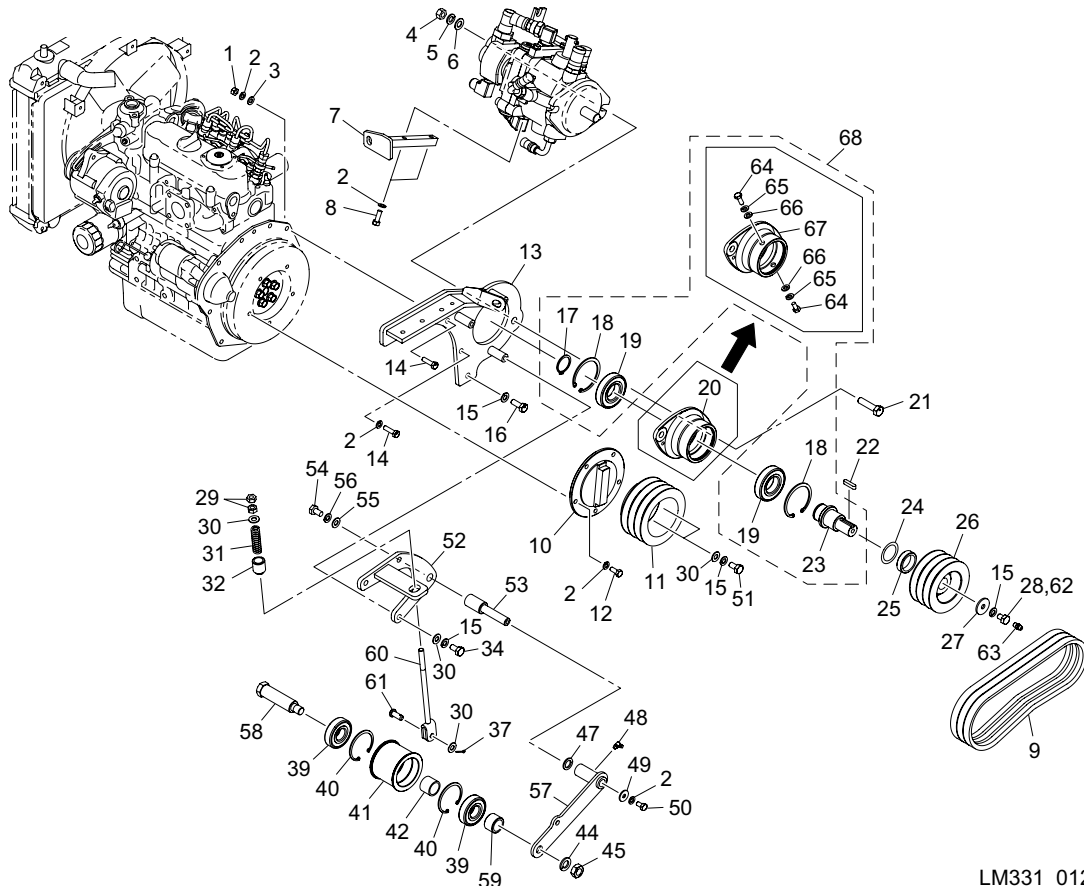
11.Engine & Electrical section A

LM331



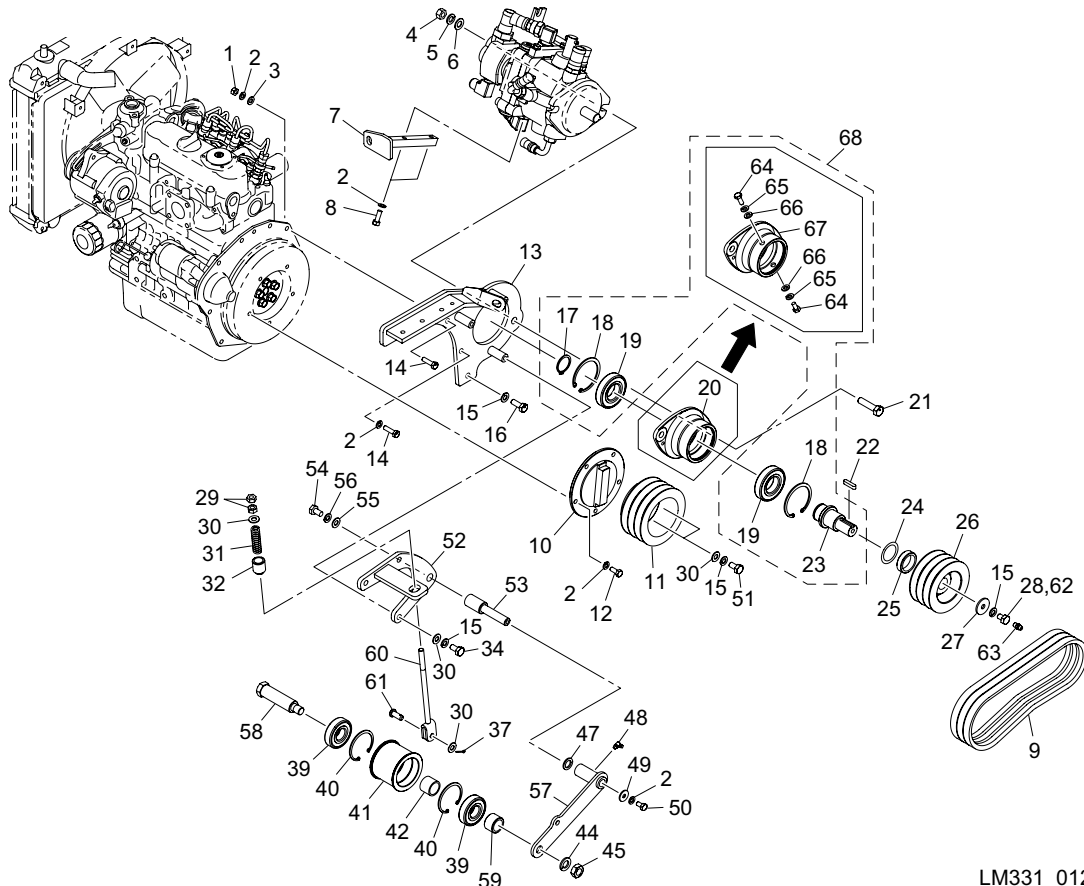
LM331_011_z02

| Cat No. | Code No. | Part name | Qty | Remark | SN of application |
|---------|----------------|-------------------------------------|-----|--------|-------------------|
| 11-31 | LM331--0501Z2 | BRACKET, THROTTLE WIRE | 1 | | |
| 11-32 | K6030050122 | PIN, FLAT HEAD M5-12 | 1 | | |
| 11-33 | K5000050002 | WASHER, M5 | 2 | | |
| 11-34 | K0300016202 | PIN, COTTER M1.6-20 | 2 | | |
| 11-35 | K1110097500 | WIRE, THROTTLE 975 | 1 | | |
| 11-36 | PF15881-9701-0 | BELT, V 34.5 | 1 | | |
| 11-37 | PFHH1J0-32430 | FILTER, OIL CARTRIDGE | 1 | | |
| 11-38 | | | | | |
| 11-39 | LM331--0588Z0 | RADIATOR COMP | 1 | | |
| 11-40 | LM331--0589Z0 | CAP COMP, RADIATOR | 1 | | |
| 11-41 | K4205001910 | DECAL, CAUTION NOT TO GET CAUGHT IN | 1 | | |
| | | | | | |
| | | | | | |
| | | | | | |
| | | | | | |



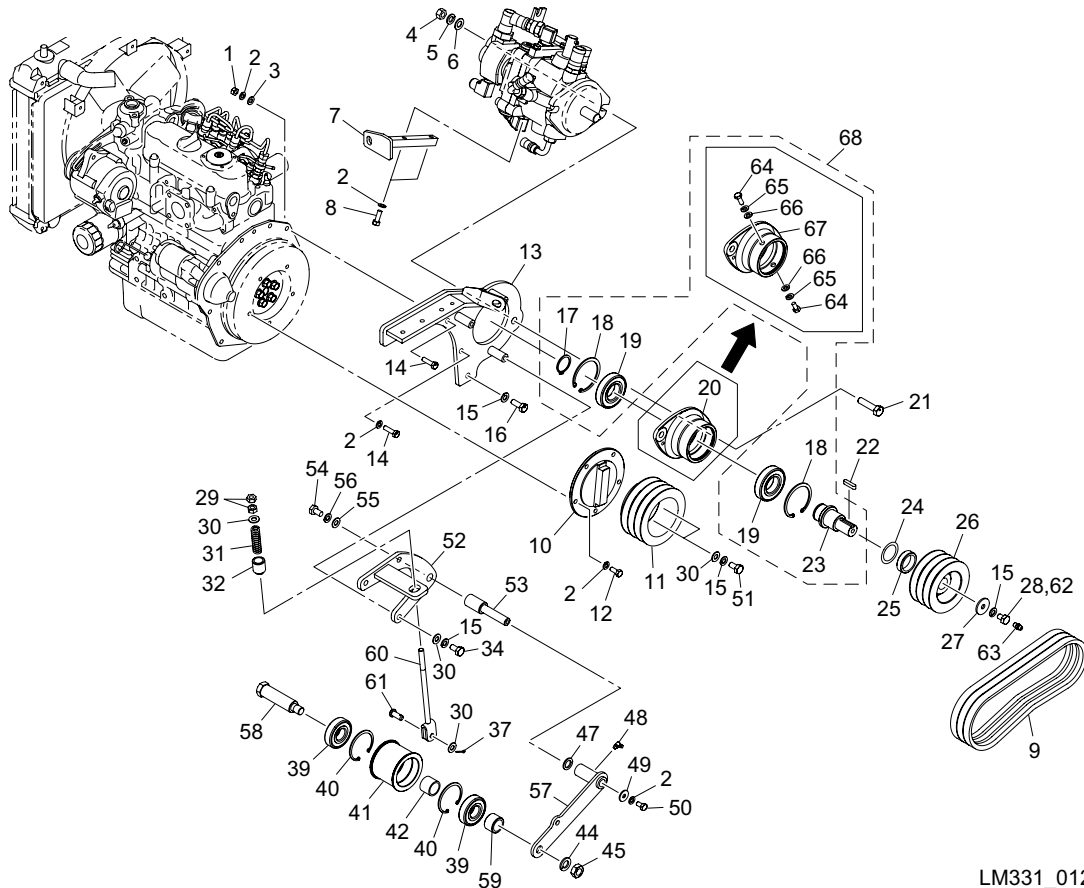
LM331_012_z04

| Cat No. | Code No. | Part name | Qty | Remark | SN of application |
|---------|---------------|--------------------------------|-----|----------------|-------------------|
| 12-1 | K0100080002 | NUT, M8 | 1 | | |
| 12-2 | K0200080002 | WASHER, SPRING M8 | 12 | | |
| 12-3 | K5000080002 | WASHER, M8 | 1 | | |
| 12-4 | K0100120002 | NUT, M12 | 2 | | |
| 12-5 | K0200120002 | WASHER, SPRING M12 | 2 | | |
| 12-6 | K5000120002 | WASHER, M12 | 2 | | |
| 12-7 | LM331--0506Z2 | STAY, PUMP | 1 | | |
| 12-8 | K0000080252 | BOLT, M8-25 | 2 | | |
| 12-9 | K2374230310 | BELT, COGGED H-PX SB31 (3 PCS) | 1 | set of 3pcs | 10174-10213 |
| 12a-9 | K2375000310 | BELT, TX X17BX31 | 3 | | 10214- |
| 12-10 | LM331--0561Z2 | FLANGE, EG PULLEY | 1 | | |
| 12-11 | LM331--0568A2 | PULLEY, ENGINE 126-3 | 1 | | |
| 12-12 | K0010080202 | BOLT, HT M8-20 | 5 | | |
| 12-13 | LM331--0559Z2 | BRACKET, PUMP | 1 | | |
| 12-14 | K0010080302 | BOLT, HT M8-30 | 4 | | |
| 12-15 | K0200100002 | WASHER, SPRING M10 | 7 | | |
| 12-16 | K0000100302 | BOLT, M10-30 | 1 | | |
| 12-17 | K0401035001 | RING, RETAINING S M35 | 1 | | |
| 12-18 | K0402072001 | RING, RETAINING R M72 | 2 | | |
| 12-19 | K0608062070 | BEARING, BALL SEAL 2RS 6207 | 2 | | |
| 12-20 | LM331--0509Z2 | HOUSING, PUMP SHAFT | 1 | | 10148-19999 |
| 12-21 | K0010120502 | BOLT, HT M12-50 | 2 | | |
| 12-22 | K0500707310 | KEY, BOTH ROUND M7-731.5 | 1 | | |
| 12-23 | LM331--0510Z0 | SHAFT, DRIVING PUMP | 1 | | 10148-19999 |
| 12a-23 | LM331--0593Z0 | SHAFT, DRIVING PUMP | 1 | | 20001- |
| 12-24 | K5010635452 | WASHER, SPCC 0.6-35-45 | 0-3 | for adjustment | |
| 12-25 | K6212000972 | COLLAR, STKM M35-45.1-12 | 1 | | |
| 12-26 | LM331--0569AD | PULLEY, PUMP 113-3 | 1 | | |
| 12-27 | K5073210352 | WASHER, SPHC 3.2-10-35 | 1 | | |
| 12-28 | K0000100202 | BOLT, M10-20 | 1 | | 10148-19999 |



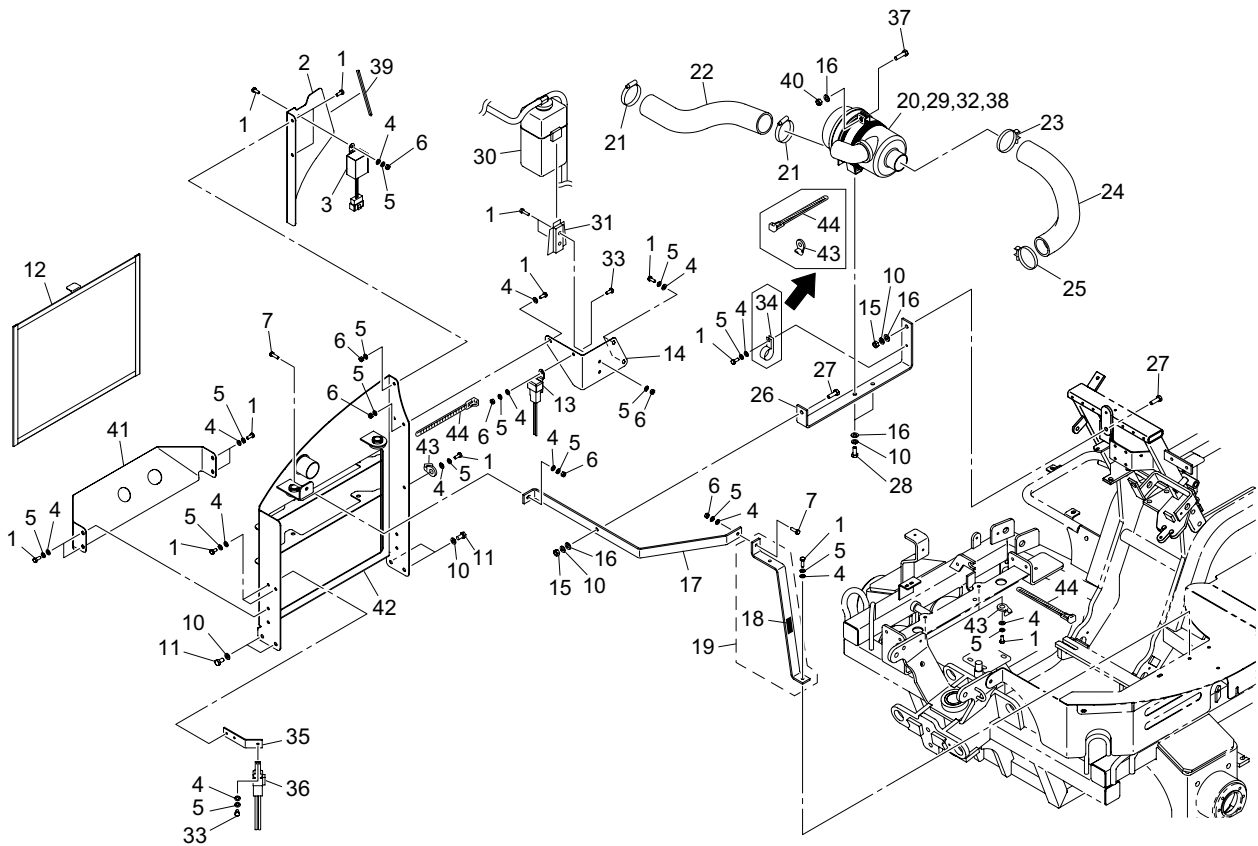
LM331_012_z04

| Cat No. | Code No. | Part name | Qty | Remark | SN of application |
|---------|---------------|----------------------------------|-----|--------|-------------------|
| 12-29 | K0100100002 | NUT, M10 | 2 | | |
| 12-30 | K5000100002 | WASHER, M10 | 5 | | |
| 12-31 | K1000000978 | SPRING, COMPRESSION M3.5-17.5-60 | 1 | | |
| 12-32 | K6204000812 | GUIDE, SPRING | 1 | | |
| 12-33 | | | | | |
| 12-34 | K0000100252 | BOLT, M10-25 | 2 | | |
| 12-35 | | | | | |
| 12-36 | | | | | |
| 12-37 | K0300025202 | PIN, COTTER M2.5-20 | 1 | | |
| 12-38 | | | | | |
| 12-39 | K0612063050 | BEARING, BALL SEAL 2RD 6305 | 2 | | |
| 12-40 | K0402062001 | RING, RETAINING R M62 | 2 | | |
| 12-41 | K2473590782 | PULLEY, TENSION 5978 | 1 | | |
| 12-42 | K6212000472 | COLLAR, STKM M26-32-25 | 1 | | |
| 12-43 | | | | | |
| 12-44 | K0200160002 | WASHER, SPRING M16 | 1 | | |
| 12-45 | K0105160002 | NUT, P1.5 M16-3 | 1 | | |
| 12-46 | | | | | |
| 12-47 | K5051016240 | WASHER, C5191P 1-16-24 | 1 | | |
| 12-48 | K1440000030 | GREASE NIPPLE, TYPE B | 1 | | |
| 12-49 | K5012308242 | WASHER, SPCC 2.3-8-24 | 1 | | |
| 12-50 | K0000080152 | BOLT, M8-15 | 1 | | |
| 12-51 | K0010100252 | BOLT, HT M10-25 | 2 | | |
| 12-52 | LM331--0583Z2 | BRACKET, TENSION LEVER | 1 | | |
| 12-53 | LM331--0584Z2 | SHAFT, TENSION | 1 | | |
| 12-54 | K0000100202 | BOLT, M10-20 | 1 | | |
| 12-55 | K5073210352 | WASHER, SPHC 3.2-10-35 | 1 | | |
| 12-56 | K0200100002 | WASHER, SPRING M10 | 1 | | |
| 12-57 | LM331--0533Z2 | LEVER, TENSION | 1 | | |
| 12-58 | LM331--0534Z2 | PIN, TENSION | 1 | | |



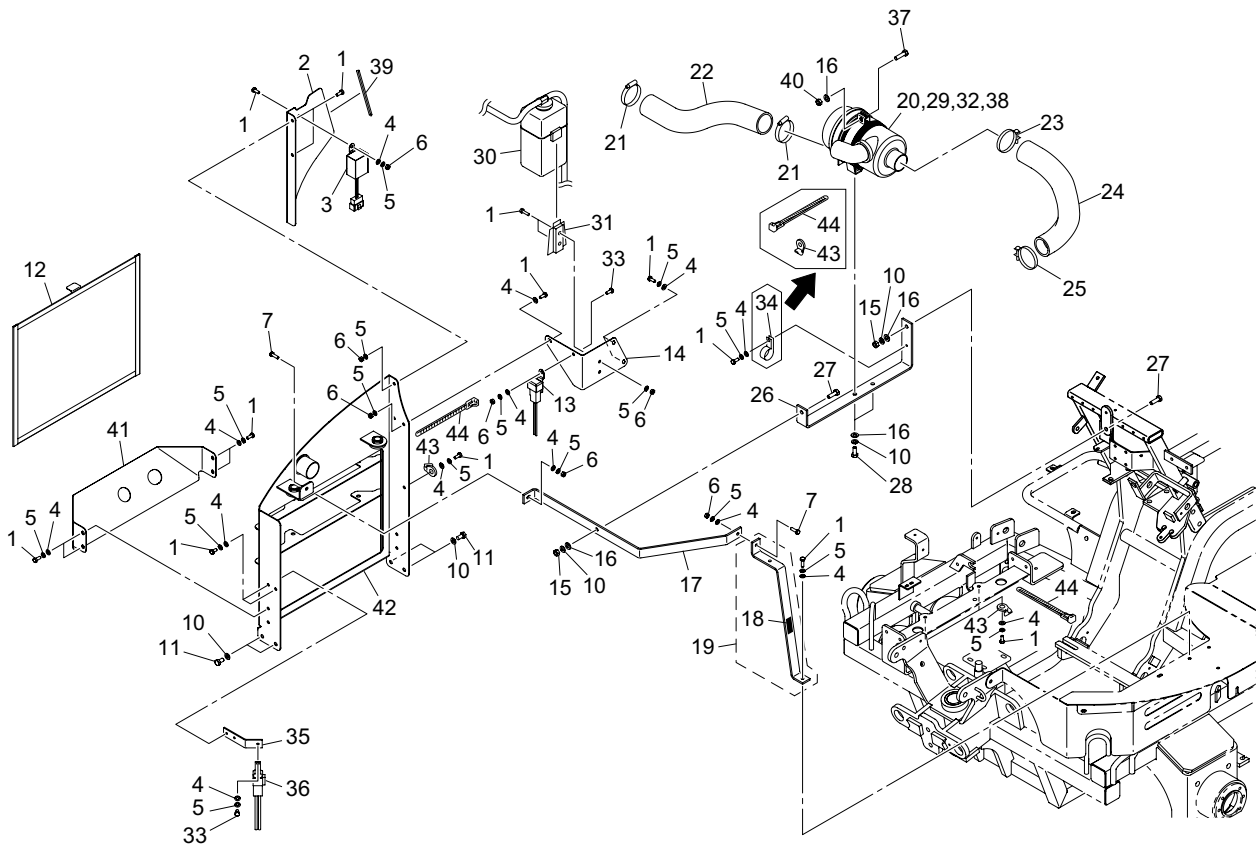
LM331_012_z04

| Cat No. | Code No. | Part name | Qty | Remark | SN of application |
|---------|---------------|--------------------------------|-----|--------|-------------------|
| 12-59 | LM331--0535Z2 | COLLAR, STKM 25-34-19.5 | 1 | | |
| 12-60 | LM331--0536Z2 | ADJUSTER, LEVER 220 | 1 | | |
| 12-61 | K6031100288 | PIN, FLAT HEAD HT M10-28 | 1 | | |
| 12-62 | K0071001202 | BOLT, M10-25 W/ NIPPLE HOLE | 1 | | 20001- |
| 12-63 | K1440000010 | GREASE NIPPLE, STRAIGHT TYPE A | 1 | | 20001- |
| 12-64 | K0000060152 | BOLT, M6-15 | 2 | | 20001- |
| 12-65 | K0200060002 | WASHER, SPRING M6 | 2 | | 20001- |
| 12-66 | K5000060002 | WASHER, M6 | 2 | | 20001- |
| 12-67 | LM331--0592Z2 | HOUSING, PUMP SHAFT | 1 | | 20001- |
| 12-68 | LM331--0599Z0 | HOUSING ASSY, PUMP SHAFT | 1 | | 20001- |
| | | | | | |
| | | | | | |
| | | | | | |
| | | | | | |
| | | | | | |



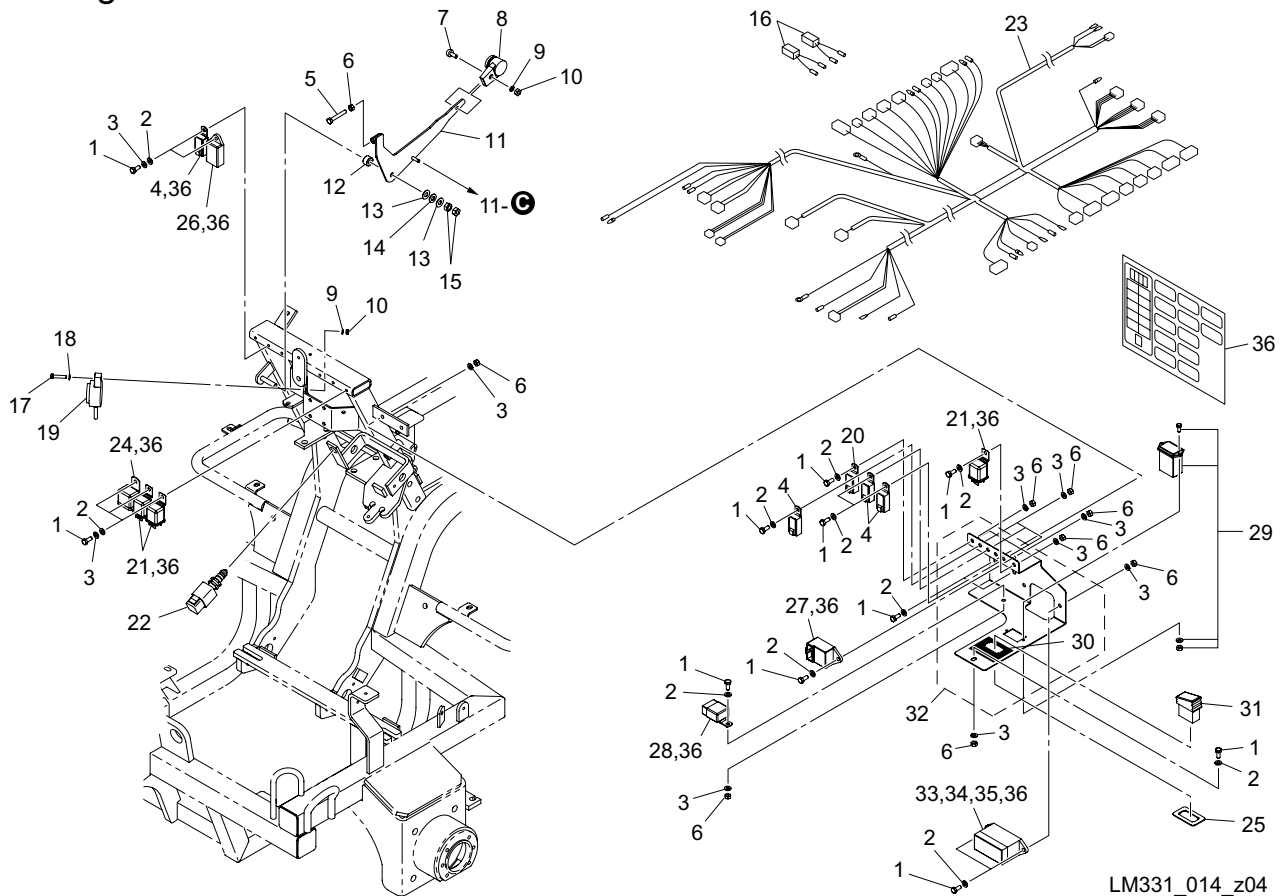
LM331_013_z03

| Cat No. | Code No. | Part name | Qty | Remark | SN of application |
|---------|----------------|-------------------------------------|-----|--------|-------------------|
| 13-1 | K0000060152 | BOLT, M6-15 | 20 | | |
| 13-2 | LM331--0522ZD | CROSS-PLATE | 1 | | |
| 13-3 | K3683000010 | TIMER, OFF DELAY 0.9S | 1 | | |
| 13-4 | K5000060002 | WASHER, M6 | 19 | | |
| 13-5 | K0200060002 | WASHER, SPRING M6 | 23 | | |
| 13-6 | K0100060002 | NUT, M6 | 9 | | |
| 13-7 | K0000060202 | BOLT, M6-20 | 2 | | |
| 13-8 | | | | | |
| 13-9 | | | | | |
| 13-10 | K0200080002 | WASHER, SPRING M8 | 8 | | |
| 13-11 | K0000080152 | BOLT, M8-15 | 4 | | |
| 13-12 | LM331--0525Z2 | NET, DUST PREVENTION | 1 | | |
| 13-13 | K3630000160 | FUSE BLOCK, FUSIBLE LINK 30A | 1 | | |
| 13-14 | LM331--0523ZD | PLATE, MOUNTING RESERVE TANK | 1 | | |
| 13-15 | K0100080002 | NUT, M8 | 2 | | |
| 13-16 | K5000080002 | WASHER, M8 | 5 | | |
| 13-17 | LM331--0527ZD | FRAME, ENGINE ROOM (UPPER) | 1 | | |
| 13-18 | K4205001910 | DECAL, CAUTION NOT TO GET CAUGHT IN | 1 | | |
| 13-19 | LM331--0529Z0 | FRAME COMP, ENGINE ROOM (SIDE) | 1 | | |
| 13-20 | PF15371-1187-0 | CUSHION | 1 | | |
| 13-21 | LM331--0542Z0 | BAND, LS-46 | 2 | | |
| 13-22 | LM331--0541Z0 | HOSE, DUCT GL45-330 | 1 | | |
| 13-23 | PF15221-1172-0 | BAND, PIPE | 1 | | |
| 13-24 | LM331--0502Z0 | HOSE, AIR CLEANER | 1 | | |
| 13-25 | PF15261-1172-0 | BAND, PIPE | 1 | | |
| 13-26 | LM331--0526ZD | PLATE, MOUNTING AIR CLEANER | 1 | | |
| 13-27 | K0000080252 | BOLT, M8-25 | 2 | | |
| 13-28 | K0000080202 | BOLT, M8-20 | 2 | | |
| 13-29 | PF15381-1125-0 | BAND, AIR CLEANER | 1 | | |
| 13-30 | PF19839-7240-0 | TANK ASSY, RESERVE | 1 | | |



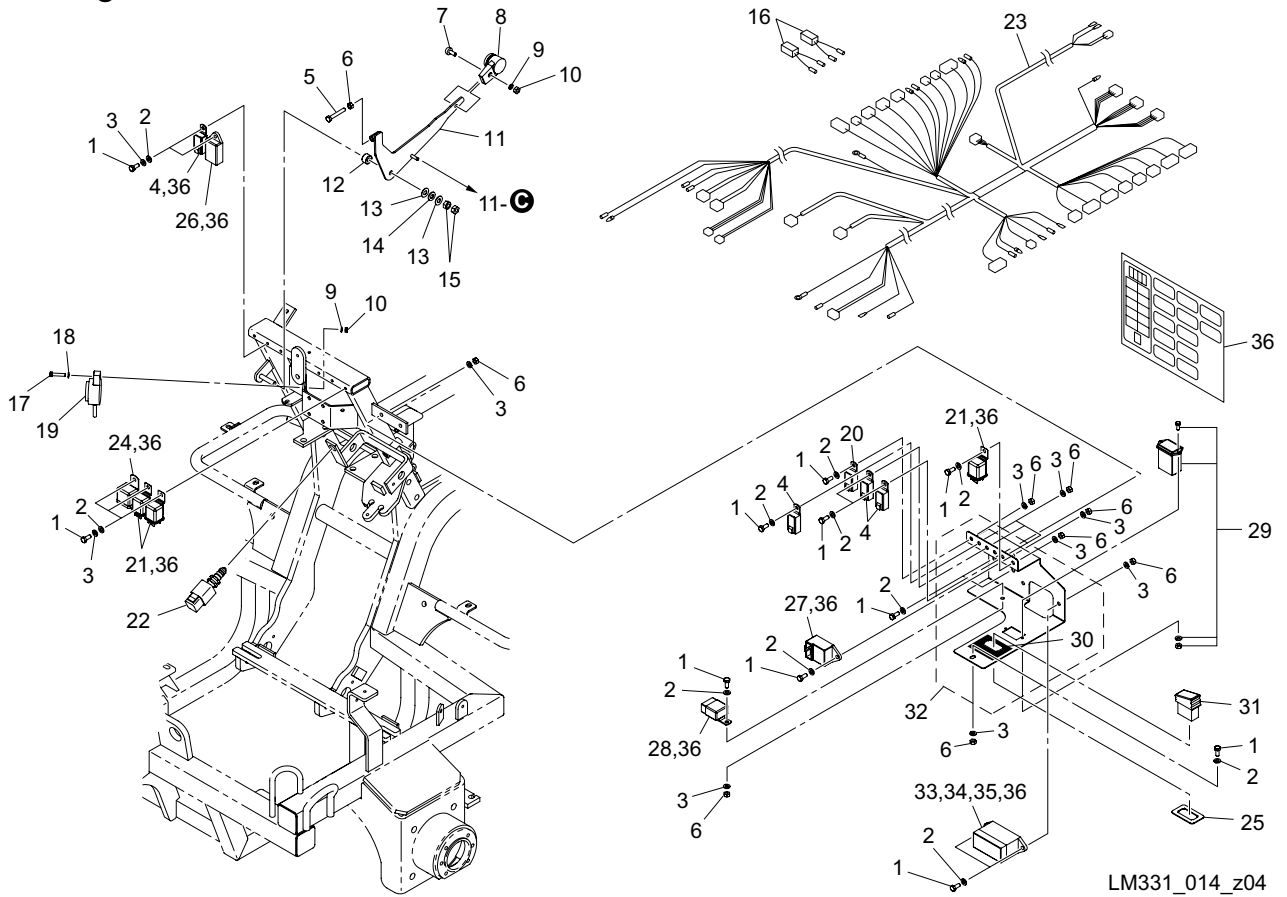
LM331_013_z03

| Cat No. | Code No. | Part name | Qty | Remark | SN of application |
|---------|----------------|---------------------------------|-----|--------|-------------------|
| 13-31 | PF11982-7246-0 | STAY, RESERVE TANK | 1 | | |
| 13-32 | PF67980-5830-6 | AIR CLEANER ASSY | 1 | | |
| 13-33 | K0000060102 | BOLT, M6-10 | 1 | | |
| 13-34 | K4270035060 | CLIP, HARNESS 35 M6 | 1 | | 10148-19999 |
| 13-35 | LM331--0558ZD | BRACKET | 1 | | |
| 13-36 | K3630000130 | FUSE BLOCK, FUSIBLE LINK 50A | 1 | | |
| 13-37 | K0000080602 | BOLT, M8-60 | 1 | | |
| 13-38 | PFK7311-8239-2 | ELEMENT (PRIMARY) | 1 | | |
| 13-39 | K3198103900 | TRIM, SEAL 6100-16C-390 | 1 | | |
| 13-40 | K0144080002 | NUT, W/F-RING M8 | 1 | | |
| 13-41 | LM331--0520ZD | COVER, RADIATOR FRAME LOWER | 1 | | |
| 13-42 | LM331--0519ZD | FRAME, RADIATOR | 1 | | |
| 13-43 | K4241000140 | BAND, PLASTIC TIE MOUNT CL8-SB8 | 4 | | 20001- |
| 13-44 | K4241000030 | BAND, NYLON TRCV250W | 4 | | 20001- |
| | | | | | |
| | | | | | |
| | | | | | |
| | | | | | |

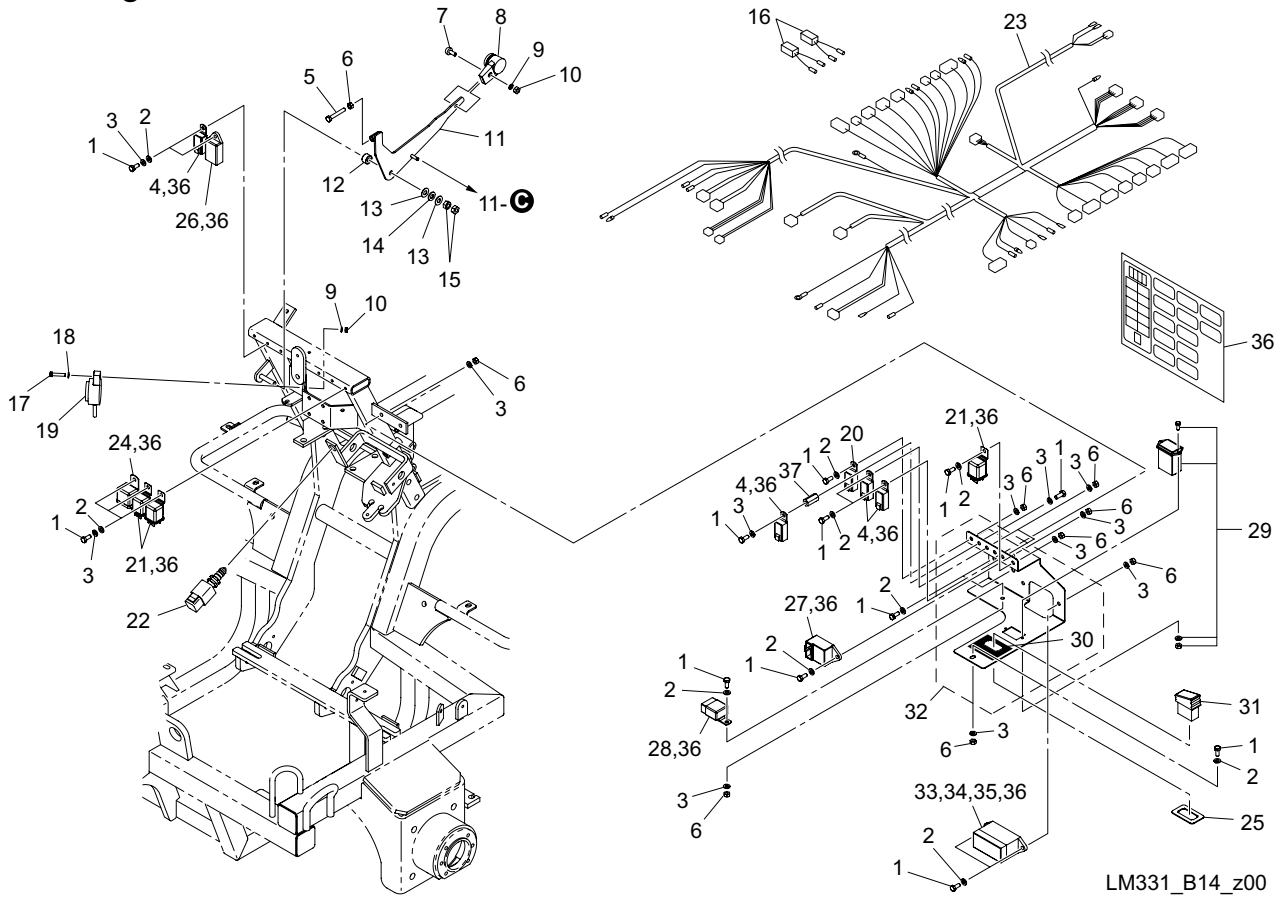


LM331_014_z04

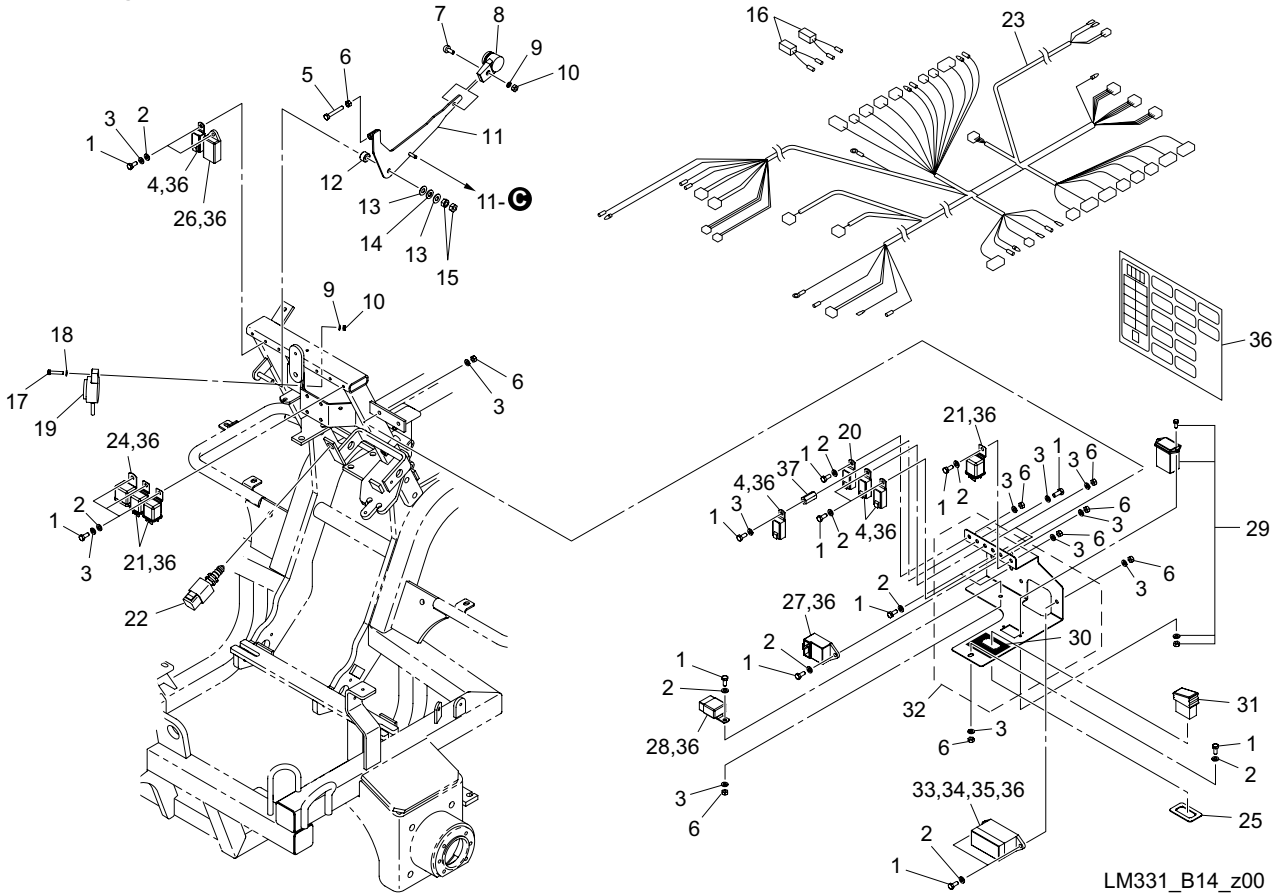
| Cat No. | Code No. | Part name | Qty | Remark | SN of application |
|---------|----------------|------------------------------|-----|--------|-------------------|
| 14-1 | K0000060152 | BOLT, M6-15 | 17 | | |
| 14-2 | K5000060002 | WASHER, M6 | 17 | | |
| 14-3 | K0200060002 | WASHER, SPRING M6 | 16 | | |
| 14-4 | K3681000060 | RELAY, CA1aF-12V-N-5 | 4 | | 10148-10238 |
| 14a-4 | K3681000090 | RELAY, ACA12135 | 4 | | 10239- |
| 14-5 | K0000060502 | BOLT, M6-50 | 1 | | |
| 14-6 | K0100060002 | NUT, M6 | 12 | | |
| 14-7 | K0042050082 | SCREW, + ROUND HEAD M5-8 | 1 | | |
| 14-8 | K1301000150 | GRIP, PLASTIC THROTTLE LEVER | 1 | | |
| 14-9 | K0200050002 | WASHER, SPRING M5 | 2 | | |
| 14-10 | K0100050002 | NUT, M5 | 2 | | |
| 14-11 | LM331--0543Z2 | LEVER, THROTTLE | 1 | | 10148-20004 |
| 14-12 | K6212001702 | COLLAR, STKM M8.5-17-10 | 1 | | 10148-20004 |
| 14-13 | K5051008180 | WASHER, C5191P 1-8-18 | 2 | | 10148-20004 |
| 14-14 | K0212080002 | WASHER, DISK SPRING 1L M8 | 1 | | 10148-20004 |
| 14-15 | K0100080002 | NUT, M8 | 2 | | 10148-20004 |
| 14-16 | K3730000010 | DIODE, V087860 | 2 | | |
| 14-17 | K0000050252 | BOLT, M5-25 | 1 | | |
| 14-18 | K5000050002 | WASHER, M5 | 1 | | |
| 14-19 | K3700000010 | BUZZER, EBM-12 TYPE | 1 | | |
| 14-20 | PF5H276-4125-0 | RELAY COMP | 1 | | |
| 14-21 | K3681000070 | RELAY, MR5A411A1K | 3 | | |
| 14-22 | K3671000110 | SWITCH, LIMIT 2 CIRCUIT NC | 1 | | |
| 14-23 | LM331--0585A0 | HARNESS | 1 | | |
| 14-24 | PF5H632-4251-0 | RELAY, GLOW | 1 | | |
| 14-25 | LM331--0557Z2 | SPACER, FOR FIXING SWITCH | 1 | | |
| 14-26 | PF1G386-6024-2 | TIMER,SOLENOID 1 SEC | 1 | | |
| 14-27 | PF15694-6599-0 | TIMER, GLOW LAMP | 1 | | |
| 14-28 | K3681000010 | RELAY, CA1-DC12V-N | 1 | | |
| 14-29 | K3650000130 | HOUR METER, 636DC | 1 | | |



| Cat No. | Code No. | Part name | Qty | Remark | SN of application |
|---------|---------------|------------------------|-----|--------|-------------------|
| 14-30 | LM331--0556Z0 | DECAL, LAPPING SWITCH | 1 | | |
| 14-31 | K3661000070 | SWITCH, ROCKER RED | 1 | | |
| 14-32 | LM331--0554A0 | MOUNT COMP, RELAY | 1 | | |
| 14-33 | K3630000090 | FUSE BLOCK, MINI 10P-A | 1 | | |
| 14-34 | K3631000070 | FUSE, MINI BLADE 5A | 8 | | |
| 14-35 | K3631000110 | FUSE, MINI BLADE 15A | 1 | | |
| 14-36 | LM331--0587Z0 | DECAL, RELAY & FUSE | 1 | | |
| 14a-37 | | | | | |
| | | | | | |
| | | | | | |
| | | | | | |
| | | | | | |
| | | | | | |



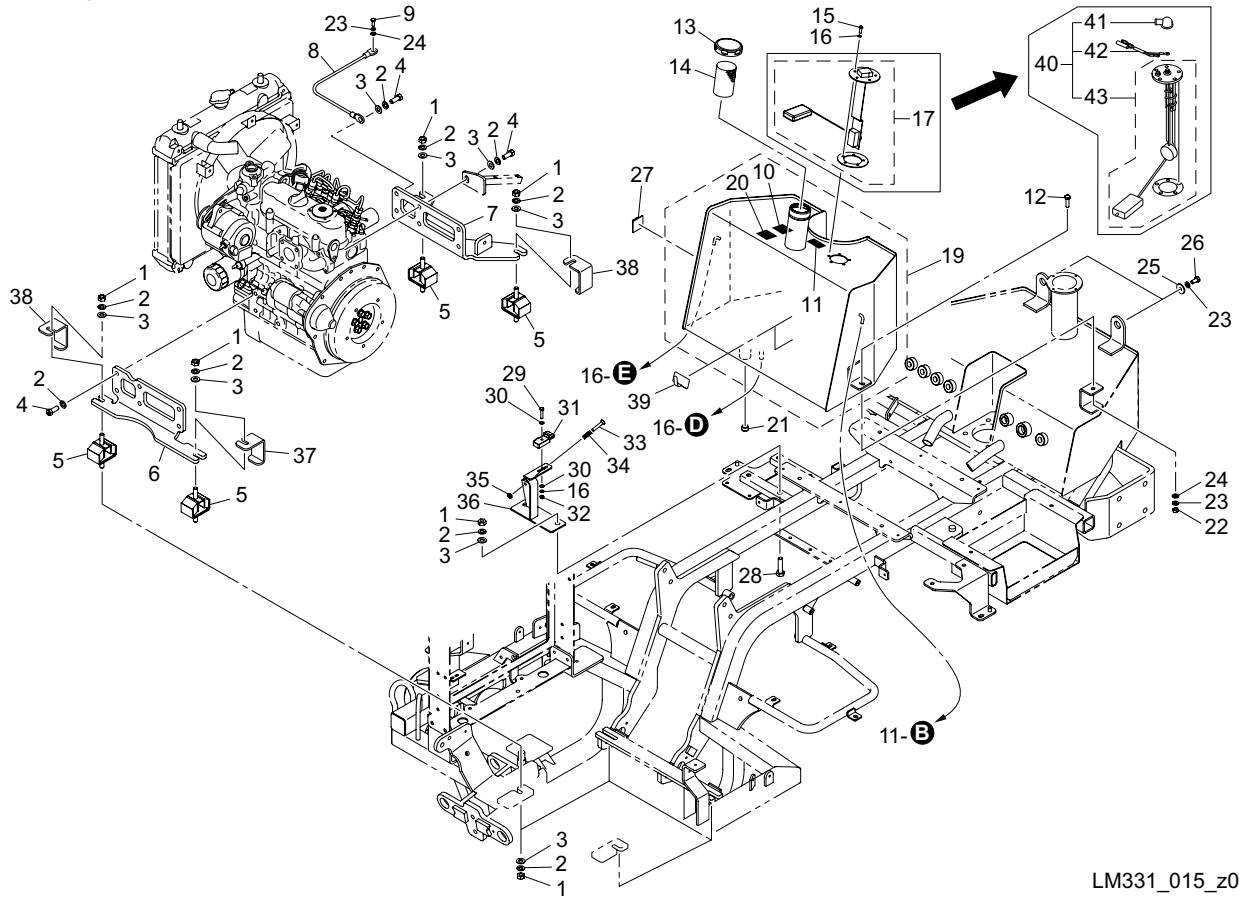
| Cat No. | Code No. | Part name | Qty | Remark | SN of application |
|---------|----------------|------------------------------|-----|--------|-------------------|
| B14b-1 | K0000060152 | BOLT, M6-15 | 18 | | |
| B14a-2 | K5000060002 | WASHER, M6 | 16 | | |
| B14b-3 | K0200060002 | WASHER, SPRING M6 | 17 | | |
| B14a-4 | K3681000090 | RELAY, ACA12135 | 4 | | 10239- |
| B14-5 | K0000060502 | BOLT, M6-50 | 1 | | |
| B14a-6 | K0100060002 | NUT, M6 | 11 | | |
| B14-7 | K0042050082 | SCREW, + ROUND HEAD M5-8 | 1 | | |
| B14-8 | K1301000150 | GRIP, PLASTIC THROTTLE LEVER | 1 | | |
| B14-9 | K0200050002 | WASHER, SPRING M5 | 2 | | |
| B14-10 | K0100050002 | NUT, M5 | 2 | | |
| B14-11 | LM331--0543Z2 | LEVER, THROTTLE | 1 | | 10148-20004 |
| B14a-11 | LM331--0544Z2 | LEVER, THROTTLE | 1 | | 20005- |
| B14-12 | K6212001702 | COLLAR, STKM M8.5-17-10 | 1 | | 10148-20004 |
| B14a-12 | K6212004382 | DETHATCHER UNIT ASSY, W/ TIP | 1 | | 20005- |
| B14-13 | K5051008180 | WASHER, C5191P 1-8-18 | 2 | | 10148-20004 |
| B14a-13 | K5051010220 | WASHER, C5191P 1-10-22 | 2 | | 20005- |
| B14-14 | K0212080002 | WASHER, DISK SPRING 1L M8 | 1 | | 10148-20004 |
| B14a-14 | K0212100001 | WASHER, DISK SPRING 1L M10 | 1 | | 20005- |
| B14-15 | K0100080002 | NUT, M8 | 2 | | 10148-20004 |
| B14a-15 | K0100100002 | NUT, M10 | 2 | | 20005- |
| B14-16 | K3730000010 | DIODE, V087860 | 2 | | |
| B14-17 | K0000050252 | BOLT, M5-25 | 1 | | |
| B14-18 | K5000050002 | WASHER, M5 | 1 | | |
| B14-19 | K3700000010 | BUZZER, EBM-12 TYPE | 1 | | |
| B14-20 | PF5H276-4125-0 | RELAY COMP | 1 | | |
| B14-21 | K3681000070 | RELAY, MR5A411A1K | 3 | | |
| B14-22 | K3671000110 | SWITCH, LIMIT 2 CIRCUIT NC | 1 | | |
| B14-23 | LM331--0585A0 | HARNESS | 1 | | |
| B14-24 | PF5H632-4251-0 | RELAY, GLOW | 1 | | |
| B14-25 | LM331--0557Z2 | SPACER, FOR FIXING SWITCH | 1 | | |



| Cat No. | Code No. | Part name | Qty | Remark | SN of application |
|---------|----------------|------------------------|-----|--------|-------------------|
| B14-26 | PF1G386-6024-2 | TIMER,SOLENOID 1 SEC | 1 | | |
| B14-27 | PF15694-6599-0 | TIMER, GLOW LAMP | 1 | | |
| B14-28 | K3681000010 | RELAY, CA1-DC12V-N | 1 | | |
| B14-29 | K3650000130 | HOUR METER, 636DC | 1 | | |
| B14-30 | LM331--0556Z0 | DECAL, LAPPING SWITCH | 1 | | |
| B14-31 | K3661000070 | SWITCH, ROCKER RED | 1 | | |
| B14a-32 | LM331--0594Z0 | MOUNT COMP, RELAY | 1 | | |
| B14-33 | K3630000090 | FUSE BLOCK, MINI 10P-A | 1 | | |
| B14-34 | K3631000070 | FUSE, MINI BLADE 5A | 8 | | |
| B14-35 | K3631000110 | FUSE, MINI BLADE 15A | 1 | | |
| B14a-36 | LM331--0587A0 | DECAL, RELAY & FUSE | 1 | | |
| B14-37 | K0149060252 | NUT, HIGH M6-10- 25 | 1 | | |
| | | | | | |
| | | | | | |
| | | | | | |
| | | | | | |

15.Engine & Electrical section E

LM331

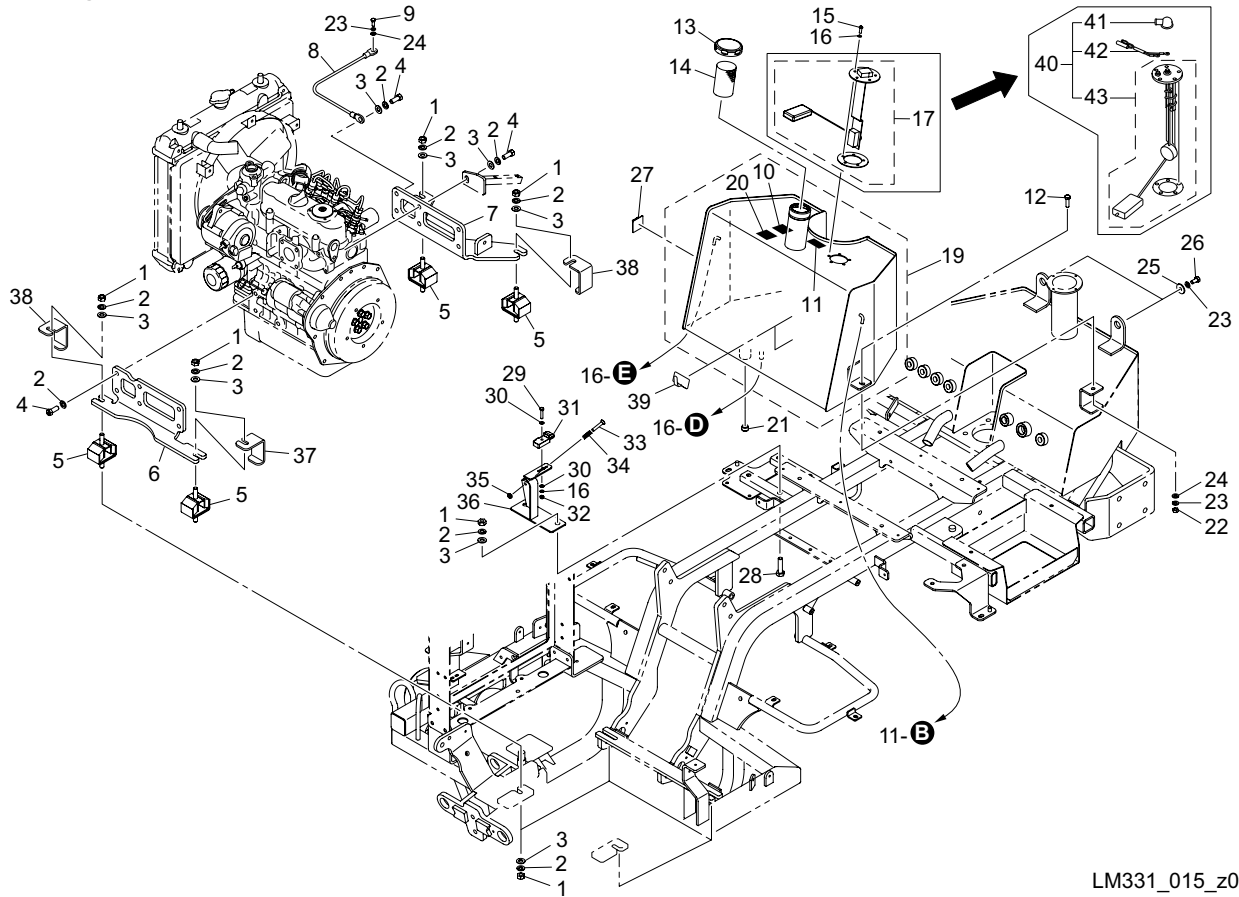


LM331_015_z07

| Cat No. | Code No. | Part name | Qty | Remark | SN of application |
|---------|---------------|---------------------------------|-----|--------|-------------------|
| 15-1 | K0100100002 | NUT, M10 | 10 | | |
| 15-2 | K0200100002 | WASHER, SPRING M10 | 22 | | |
| 15-3 | K5000100002 | WASHER, M10 | 12 | | |
| 15-4 | K0017100252 | BOLT, SMALL HT P1.25 M10-25 | 12 | | |
| 15-5 | K4043000010 | RUBBER, ANTI VIBRATION 1340 | 4 | | |
| 15-6 | LM331--0503AD | BASE, ENGINE (FRONT) | 1 | | |
| 15-7 | LM331--0504AD | BASE, ENGINE (REAR) | 1 | | |
| 15-8 | K3611000430 | WIRE, TO EARTH 500 | 1 | | 10148-20140 |
| 15a-8 | K3611000670 | WIRE, TO EARTH 500 | 1 | | 20141- |
| 15-9 | K0000080202 | BOLT, M8-20 | 1 | | |
| 15-10 | K4209001000 | DECAL, DIESEL OIL FILLER PORT | 1 | | |
| 15-11 | K4205001940 | DECAL, DANGER "NO FIRE" | 1 | | |
| 15-12 | K0000080252 | BOLT, M8-25 | 2 | | |
| 15-13 | K1410000120 | PLUG, FUEL TANK | 1 | | |
| 15-14 | K3420000090 | FILTER ASSY, FUEL | 1 | | |
| 15-15 | K0042050152 | SCREW, + ROUND HEAD M5-15 | 5 | | |
| 15-16 | K0200050002 | WASHER, SPRING M5 | 6 | | |
| 15-17 | K2721000130 | GAUGE, FLOATING 175*115 | 1 | | 10148-20034 |
| 15-18 | | | | | |
| 15-19 | LM331--0532Z0 | TANK COMP, FUEL | 1 | | |
| 15-20 | K4209001330 | DECAL, DIESEL FUEL INDICATION | 1 | | |
| 15-21 | K1422106001-Y | PLUG, TAPERED W/HEX HOLE T1 3/8 | 1 | | |
| 15-22 | K0100080002 | NUT, M8 | 2 | | |
| 15-23 | K0200080002 | WASHER, SPRING M8 | 5 | | |
| 15-24 | K5000080002 | WASHER, M8 | 3 | | |
| 15-25 | K5012308262 | WASHER, SPCC 2.3-8-26 | 2 | | |
| 15-26 | K0000080152 | BOLT, M8-15 | 2 | | |
| 15-27 | K4251000020 | LATCH, WIRE S20 | 1 | | |
| 15-28 | K0000100402 | BOLT, M10-40 | 2 | | |
| 15-29 | K0000050252 | BOLT, M5-25 | 1 | | |

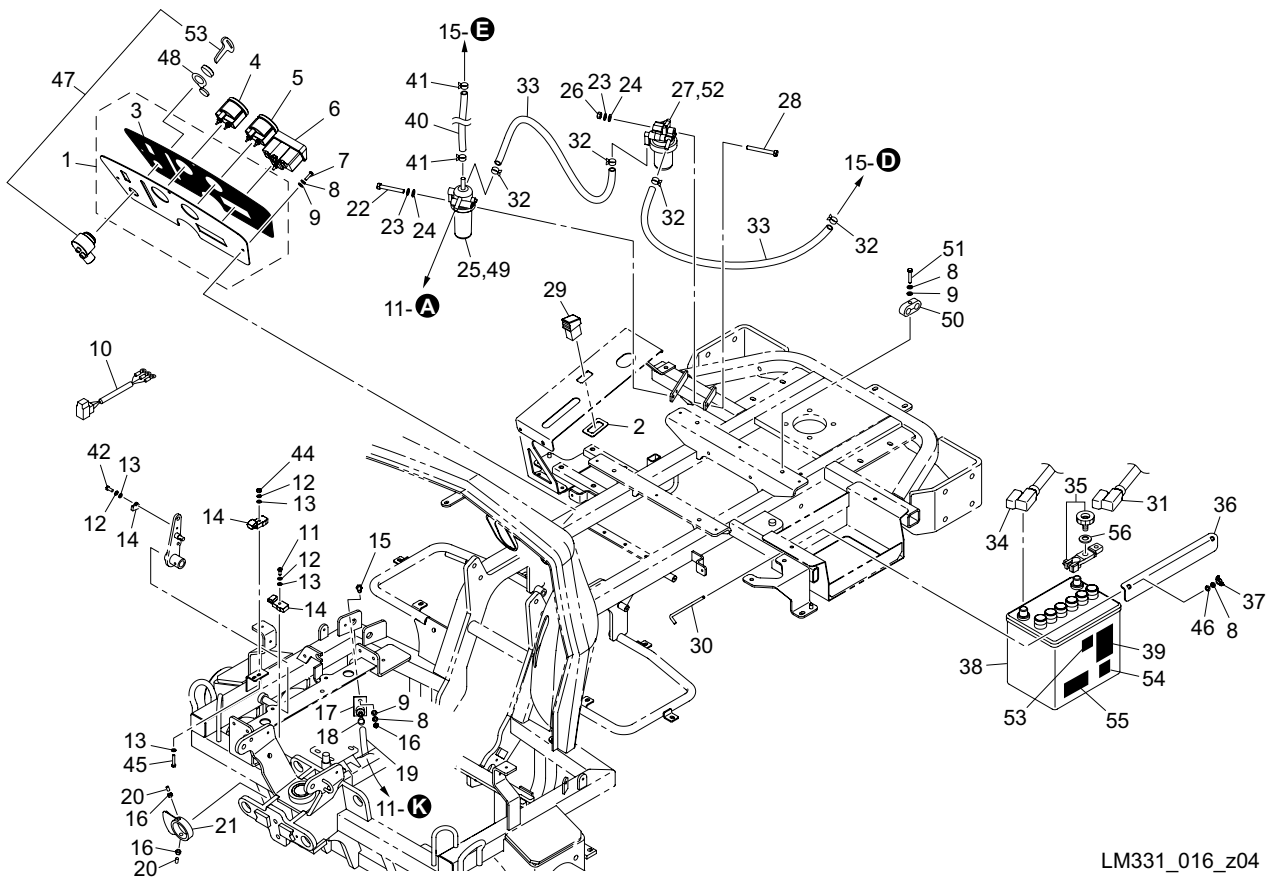
15.Engine & Electrical section E

LM331



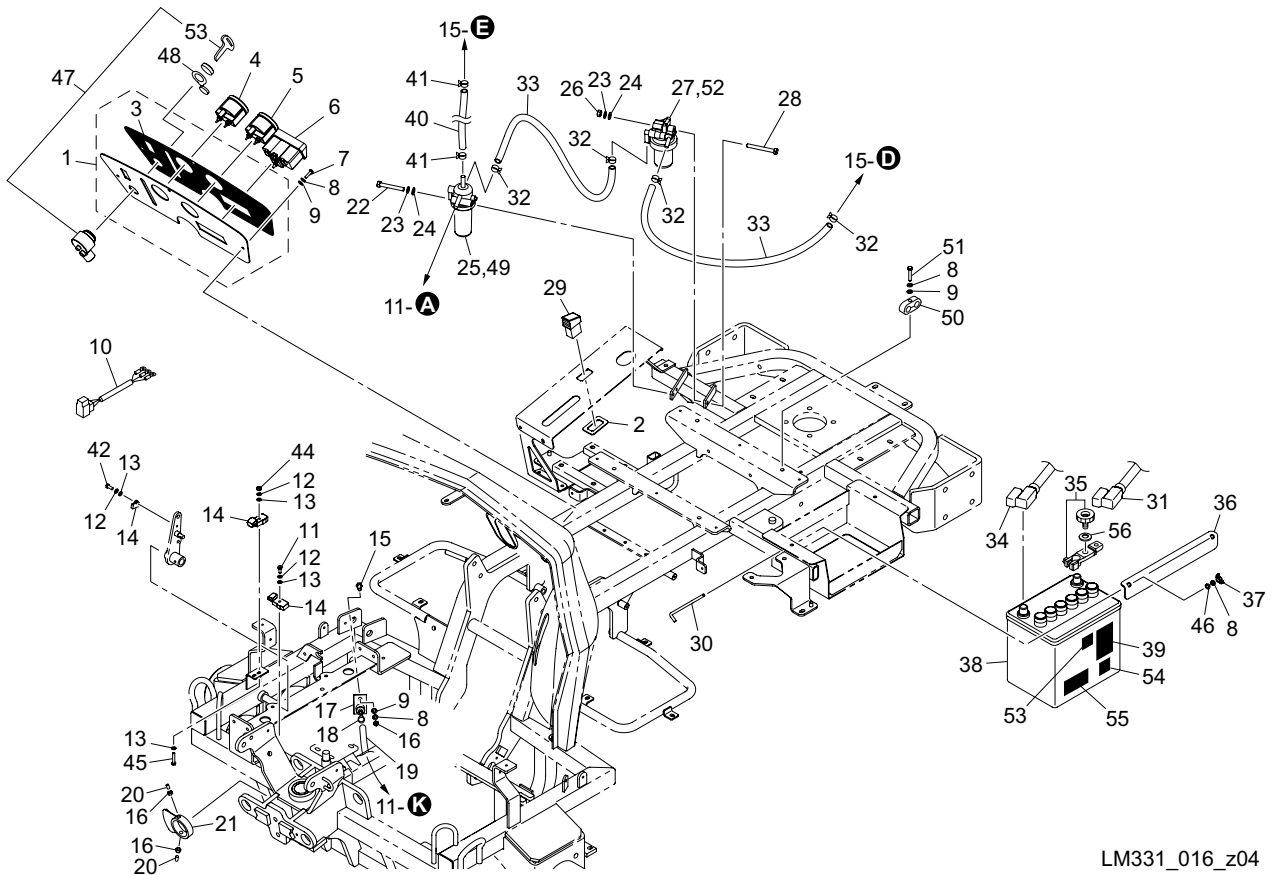
LM331_015_z07

| Cat No. | Code No. | Part name | Qty | Remark | SN of application |
|---------|---------------|---------------------------------|-----|--------|-------------------|
| 15-30 | K5000050002 | WASHER, M5 | 2 | | |
| 15-31 | K3720000160 | SWITCH, PROXIMITY NO V-out | 1 | | |
| 15-32 | K0100050002 | NUT, M5 | 1 | | |
| 15-33 | K0041060352 | SCREW, + FLAT HEAD M6-35 | 1 | | |
| 15-34 | K1000000260 | SPRING, COMPRESSION M0.7-8.4-25 | 1 | | |
| 15-35 | K0144060002 | NUT, W/F-RING M6 | 1 | | |
| 15-36 | LM331--0586A2 | BRACKET, PROXIMITY SENSOR | 1 | | |
| 15-37 | LM331--0515Z2 | STOPPER, ENGINE (LH) | 1 | | |
| 15-38 | LM331--0516Z2 | STOPPER, ENGINE (RH) | 2 | | |
| 15-39 | K4251000010 | LATCH, WIRE S15 | 2 | | |
| 15-40 | K2721000220 | GAUGE ASSY, FLOATING 175*115 | 1 | | 20035- |
| 15-41 | K3614000050 | CAP, RUBBER RED | 1 | | 20035- |
| 15-42 | K3620001190 | WIRE, FLOATING GAUGE | 1 | | 20035- |
| 15-43 | K2721000230 | GAUGE, FLOATING 175*115 | 1 | | 20035- |
| | | | | | |
| | | | | | |
| | | | | | |
| | | | | | |



LM331_016_z04

| Cat No. | Code No. | Part name | Qty | Remark | SN of application |
|---------|----------------|----------------------------|-----|--------|-------------------|
| 16-1 | LM331--0551A0 | PANEL COMP, METER | 1 | | |
| 16-2 | LM331--0557Z2 | SPACER, FOR FIXING SWITCH | 1 | | |
| 16-3 | LM331--0553A0 | DECAL, PANEL | 1 | | |
| 16-4 | K3653000010 | GAUGE, FUEL 52BG2 | 1 | | |
| 16-5 | PFR1401-5317-0 | GAUGE, WATER TEMPERATURE | 1 | | |
| 16-6 | K3641000070 | LAMP, PILOT BOX | 1 | | |
| 16-7 | K0042060202 | SCREW, + ROUND HEAD M6-20 | 3 | | |
| 16-8 | K0200060002 | WASHER, SPRING M6 | 6 | | |
| 16-9 | K5000060002 | WASHER, M6 | 4 | | |
| 16-10 | LM331--0572Z0 | WIRE, FUEL GAGE | 1 | | |
| 16-11 | K0000050202 | BOLT, M5-20 | 1 | | |
| 16-12 | K0200050002 | WASHER, SPRING M5 | 3 | | |
| 16-13 | K5000050002 | WASHER, M5 | 4 | | |
| 16-14 | K3720000160 | SWITCH, PROXIMITY NO V-out | 2 | | |
| 16-15 | K0000060152 | BOLT, M6-15 | 1 | | |
| 16-16 | K0100060002 | NUT, M6 | 2 | | 10148-20108 |
| 16a-16 | K0100060002 | NUT, M6 | 3 | | 20109- |
| 16-17 | PF1G291-7317-0 | JOINT, DRAIN PIPE | 1 | | |
| 16-18 | K4260000172 | CLAMP, HOSE KS-11-19 | 2 | | |
| 16-19 | K3180004500 | HOSE, FUEL 8*1B450 | 1 | | |
| 16-20 | K0023060151 | SETSCREW, M6-15 | 1 | | 10148-20108 |
| 16a-20 | K0023060151 | SETSCREW, M6-15 | 2 | | 20109- |
| 16-21 | LM331--0574A0 | MAGNET COMP | 1 | | 10148-20108 |
| 16a-21 | LM331--0507Z0 | MAGNET COMP | 1 | | 20109- |
| 16-22 | K0000080602 | BOLT, M8-60 | 1 | | |
| 16-23 | K0200080002 | WASHER, SPRING M8 | 2 | | |
| 16-24 | K5000080002 | WASHER, M8 | 2 | | |
| 16-25 | PF15531-43013 | FILTER ASSY, FUEL | 1 | | |
| 16-26 | K0100080002 | NUT, M8 | 1 | | |
| 16-27 | PF1G381-4335-0 | FILTER ASSY | 1 | | |

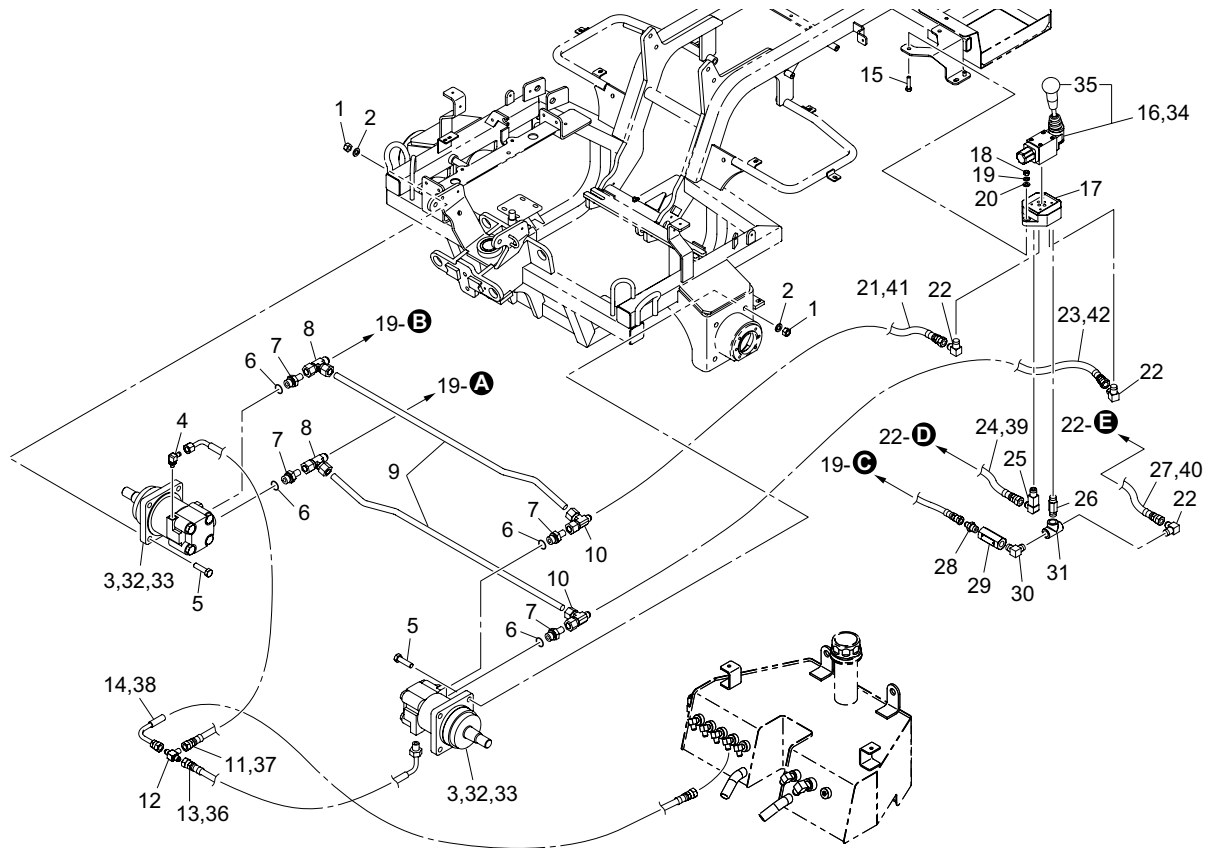


LM331_016_z04

| Cat No. | Code No. | Part name | Qty | Remark | SN of application |
|---------|----------------|-----------------------------|-----|--------|-------------------|
| 16-28 | K0000080702 | BOLT, M8-70 | 1 | | |
| 16-29 | K3661000050 | SWITCH, ROCKER | 1 | | |
| 16-30 | LM331--0577Z2 | ROD, W/M6 BOLT | 2 | | |
| 16-31 | K3611000500 | WIRE, TO EARTH 1750 | 1 | | 10148-20035 |
| 16a-31 | K3611000680 | WIRE, TO EARTH 1750 | 1 | | 20036- |
| 16-32 | K4260000240 | CLIP, PIPE PF14911-4275-0 | 4 | | |
| 16-33 | PF09661-81200 | TUBE, FUEL | 2 | | |
| 16-34 | K3610000630 | WIRE, BATTERY (+) 2500 | 1 | | 10148-20035 |
| 16a-34 | K3610000950 | WIRE, BATTERY (+) 2500 | 1 | | 20036- |
| 16-35 | K3612000110 | SWITCH, CUT OFF BATTERY | 1 | | |
| 16-36 | LM285--0911Z2 | CLAMPER, BATTERY | 1 | | |
| 16-37 | K0141060002 | NUT, WING M6-3 | 2 | | |
| 16-38 | K3600000160 | BATTERY, FX75D23L | 1 | | |
| 16-39 | K4205002030 | DECAL, CROSSED-OUT DUST BIN | 1 | | |
| 16-40 | K3182005000 | HOSE, FUEL 4*1B500 | 1 | | |
| 16-41 | K4260000270 | CLIP, HOSE TS095 | 2 | | |
| 16-42 | K0042050122 | SCREW, + ROUND HEAD M5-12 | 1 | | |
| 16-43 | | | | | |
| 16-44 | K0100050002 | NUT, M5 | 1 | | |
| 16-45 | K0000050252 | BOLT, M5-25 | 1 | | |
| 16-46 | K5012306162 | WASHER, SPCC 2.3-6-16 | 2 | | |
| 16-47 | PF15248-6359-0 | SWITCH ASSY, STARTER | 1 | | |
| 16-48 | K1310000080 | CAP, RUBBER FOR SWITCH | 1 | | |
| 16-49 | PF1T021-4356-0 | ELEMENT ASSY | 1 | | |
| 16-50 | K4260000230 | CLAMP, PIPE LNG15/15 | 1 | | |
| 16-51 | K0000060402 | BOLT, M6-40 | 1 | | |
| 16-52 | PFRB101-5127-0 | CUP, FILTER | 1 | | |
| 16-53 | PF15248-6370-0 | KEY, STARTER | 1 | | |
| 16-54 | K4205001890 | DECAL, RECYCLE MARK | 1 | | |
| 16-55 | K4205001880 | DECAL, CAUTION P/D-4 | 1 | | |

17. Hydraulic section A

LM331

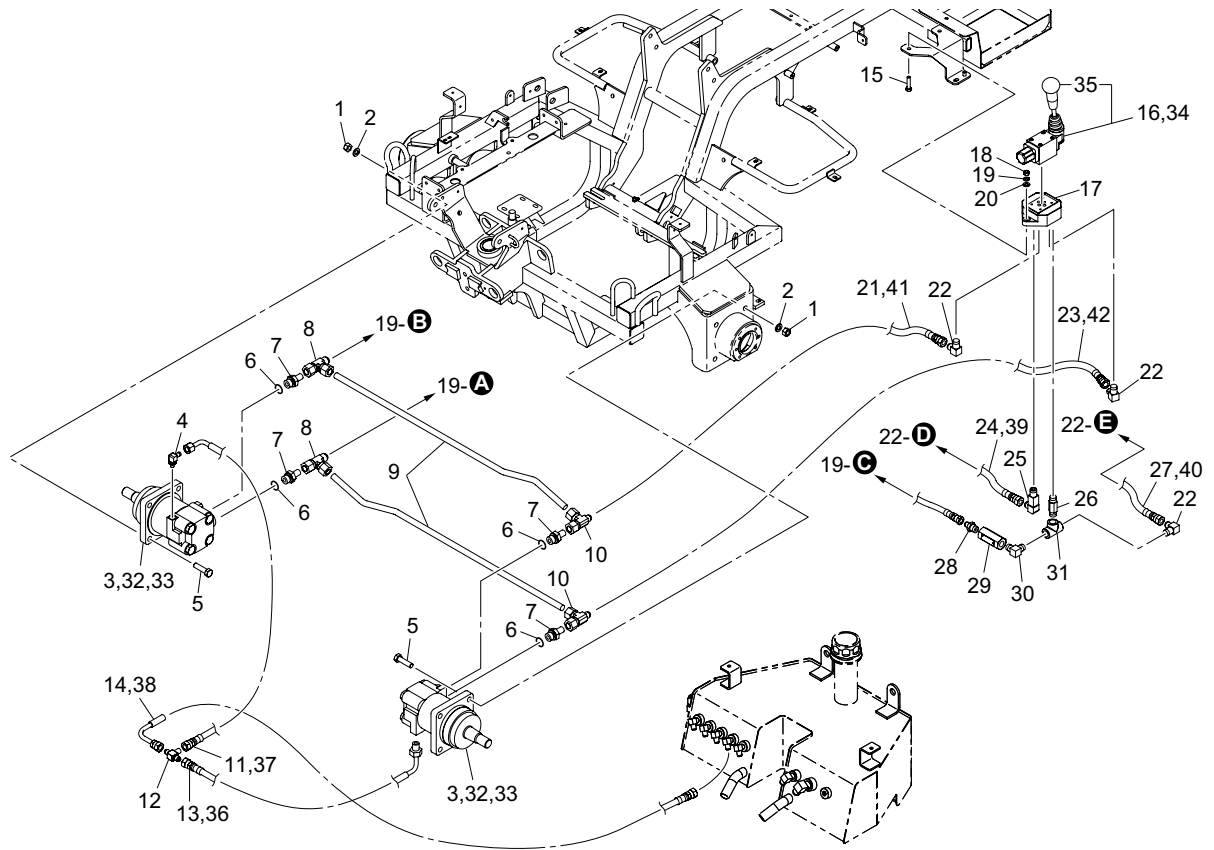


LM331_017_z03

| Cat No. | Code No. | Part name | Qty | Remark | SN of application |
|---------|-----------------|--------------------------------|-----|--------|-------------------|
| 17-1 | K0100120002 | NUT, M12 | 8 | | |
| 17-2 | K0200120002 | WASHER, SPRING M12 | 8 | | |
| 17-3 | K3291000130 | MOTOR, WHEEL 2-160BS4S-E341 | 2 | | |
| 17-4 | K3008000442-Y | ELBOW, ADJUSTABLE 90 1086-6 | 1 | | |
| 17-5 | K0000120452 | BOLT, M12-45 | 8 | | |
| 17-6 | K0881018000 | O-RING, P18B | 4 | | |
| 17-7 | K3026515081-Y | CONNECTOR, KHB15-040E | 4 | | |
| 17-8 | K3028315081-Y | TEE, KTJ15-040E | 2 | | |
| 17-9 | LM331--0712Z2-Y | PIPE, CONNECTING FRONT MOTOR | 2 | | |
| 17-10 | K3028315061-Y | TEE, KTJ15-030E | 2 | | |
| 17-11 | K3100230400 | HOSE, WP35-6-3-400 | 1 | | |
| 17-12 | K3008000092-Y | ADAPTER, TEE FOR HOSE PF1/4 | 1 | | |
| 17-13 | LM331--0761Z0 | HOSE, NWP35-6-750 | 1 | | |
| 17-14 | K3100231850 | HOSE, WP35-6-3-1850 | 1 | | |
| 17-15 | K0000080352 | BOLT, M8-35 | 2 | | |
| 17-16 | K3302000050 | VALVE, MANUAL SWITCH S | 1 | | |
| 17-17 | K3314000050 | SUB-PLATE, SHD025-03T3A | 1 | | |
| 17-18 | K0100080002 | NUT, M8 | 2 | | |
| 17-19 | K0200080002 | WASHER, SPRING M8 | 2 | | |
| 17-20 | K5000080002 | WASHER, M8 | 2 | | |
| 17-21 | K3105331400 | HOSE, WP210-9-3-1400 | 1 | | |
| 17-22 | K3001090002-Y | ELBOW, 90 1033-9 | 3 | | |
| 17-23 | K3105331450 | HOSE, WP210-9-3-1450 | 1 | | |
| 17-24 | K3105311900 | HOSE, WP210-9-1-1900 | 1 | | |
| 17-25 | K3005000022-Y | ELBOW, LONG 3/8 | 1 | | |
| 17-26 | K3029000182-Y | NIPPLE, LONG PT3/8 | 1 | | |
| 17-27 | K3105311950 | HOSE, WP210-9-1-1950 | 1 | | |
| 17-28 | K3007000062-Y | ADAPTER, ODD SIZED PT3/8*PF1/4 | 1 | | |
| 17-29 | K3341000010 | VALVE, CHECK HK3-ET1-03A | 1 | | |
| 17-30 | K3006000072-Y | ELBOW, PT3/8 | 1 | | |

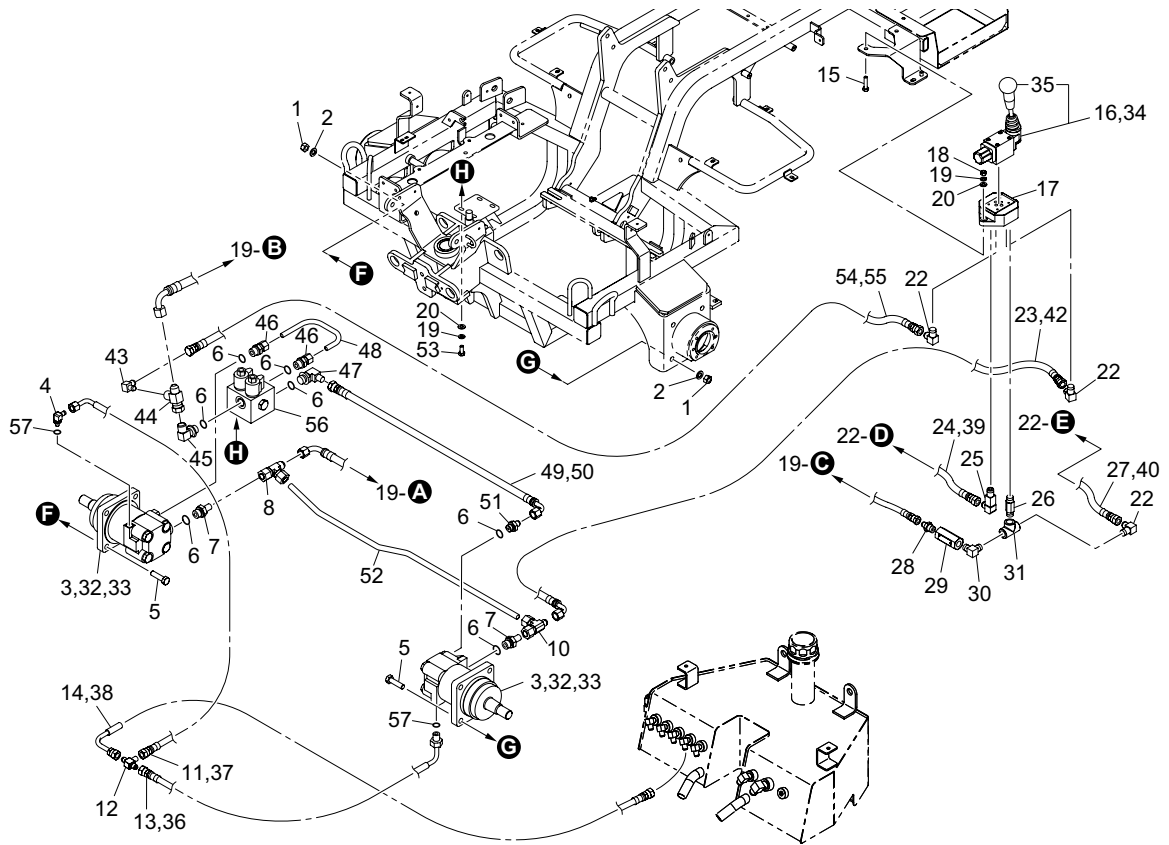
17. Hydraulic section A

LM331



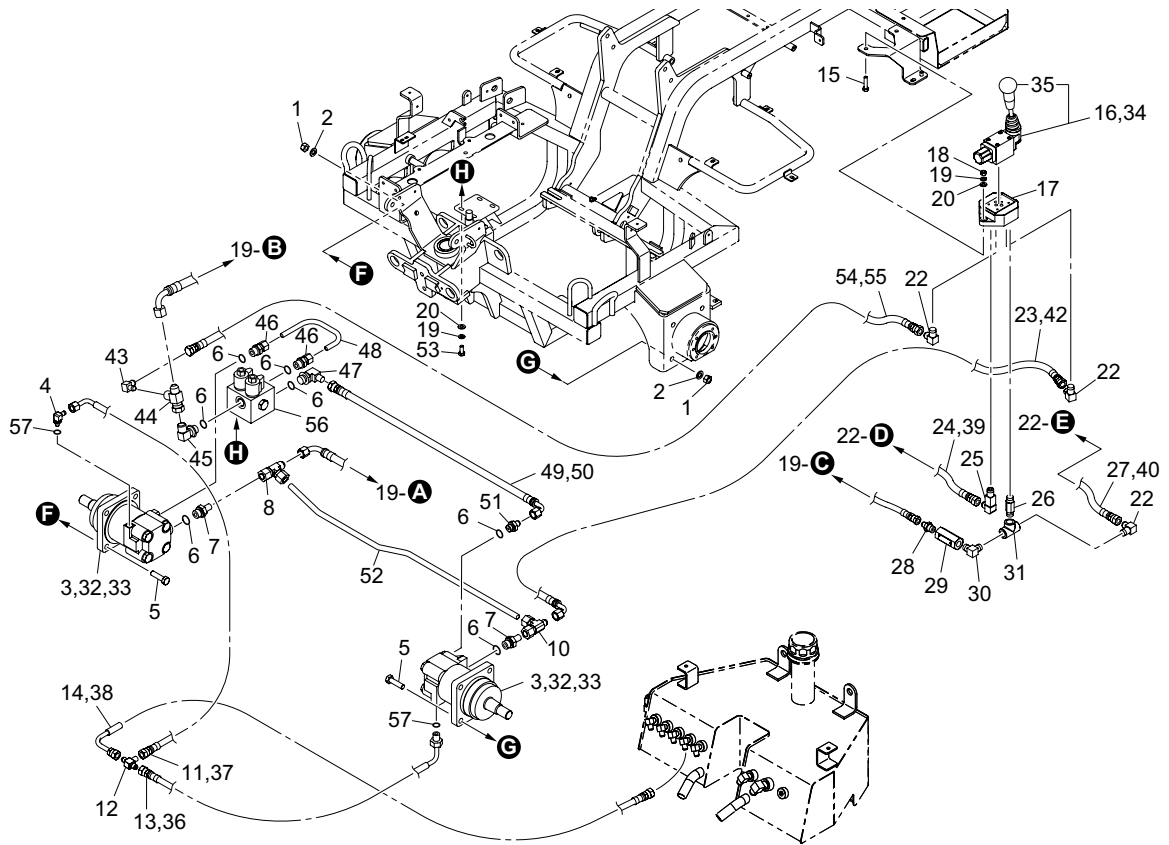
LM331_017_z03

| Cat No. | Code No. | Part name | Qty | Remark | SN of application |
|---------|---------------|------------------------------------|-----|--------|-------------------|
| 17-31 | K3021060002-Y | TEE, TEF PT3/8 | 1 | | |
| 17-32 | Y61091S | SEAL KIT, ORBIT MOTOR 2000 (SHAFT) | 2 | | |
| 17-33 | Y61090S | SEAL KIT, ORBIT MOTOR 2000 (REAR) | 2 | | |
| 17-34 | K0880009000 | O-RING, P9 | 4 | | |
| 17-35 | K1300000040 | GRIP, PLASTIC BLACK 9-35.5 | 1 | | |
| 17-36 | K3189006400 | TUBE, SPIRAL SP-10 640 | 1 | | |
| 17-37 | K3189002900 | TUBE, SPIRAL SP-10 290 | 1 | | |
| 17-38 | K3189017400 | TUBE, SPIRAL SP-10 1740 | 1 | | |
| 17-39 | K3191017800 | TUBE, SPIRAL SP-15 1780 | 1 | | |
| 17-40 | K3191018300 | TUBE, SPIRAL SP-15 1830 | 1 | | |
| 17-41 | K3191012800 | TUBE, SPIRAL SP-15 1280 | 1 | | |
| 17-42 | K3191013300 | TUBE, SPIRAL SP-15 1330 | 1 | | |
| 17-43 | | | | | |
| 17-44 | | | | | |
| 17-45 | | | | | |
| 17-46 | | | | | |
| 17-47 | | | | | |
| 17-48 | | | | | |
| 17-49 | | | | | |
| 17-50 | | | | | |
| 17-51 | | | | | |
| 17-52 | | | | | |
| 17-53 | | | | | |
| 17-54 | | | | | |
| 17-55 | | | | | |
| 17-56 | | | | | |
| 17-57 | | | | | |



LM331_A17_z01

| Cat No. | Code No. | Part name | Qty | Remark | SN of application |
|---------|---------------|--------------------------------|-----|--------|-------------------|
| A17-1 | K0100120002 | NUT, M12 | 8 | | |
| A17-2 | K0200120002 | WASHER, SPRING M12 | 8 | | |
| A17-3 | K3291000130 | MOTOR, WHEEL 2-160BS4S-E341 | 2 | | |
| A17-4 | K3008000442-Y | ELBOW, ADJUSTABLE 90 1086-6 | 1 | | |
| A17-5 | K0000120452 | BOLT, M12-45 | 8 | | |
| A17a-6 | K0881018000 | O-RING, P18B | 7 | | 20001- |
| A17a-7 | K3026515081-Y | CONNECTOR, KHB15-040E | 2 | | 20001- |
| A17a-8 | K3028315081-Y | TEE, KTJ15-040E | 1 | | 20001- |
| A17a-9 | | | | | |
| A17a-10 | K3028315061-Y | TEE, KTJ15-030E | 1 | | 20001- |
| A17-11 | K3100230400 | HOSE, WP35-6-3-400 | 1 | | |
| A17-12 | K3008000092-Y | ADAPTER, TEE FOR HOSE PF1/4 | 1 | | |
| A17-13 | LM331--0761Z0 | HOSE, NWP35-6-750 | 1 | | |
| A17-14 | K3100231850 | HOSE, WP35-6-3-1850 | 1 | | |
| A17-15 | K0000080352 | BOLT, M8-35 | 2 | | |
| A17-16 | K3302000050 | VALVE, MANUAL SWITCH S | 1 | | |
| A17-17 | K3314000050 | SUB-PLATE, SHD025-03T3A | 1 | | |
| A17-18 | K0100080002 | NUT, M8 | 2 | | |
| A17a-19 | K0200080002 | WASHER, SPRING M8 | 6 | | 20001- |
| A17a-20 | K5000080002 | WASHER, M8 | 6 | | 20001- |
| A17a-21 | | | | | |
| A17-22 | K3001090002-Y | ELBOW, 90 1033-9 | 3 | | |
| A17-23 | K3105331450 | HOSE, WP210-9-3-1450 | 1 | | |
| A17-24 | K3105311900 | HOSE, WP210-9-1-1900 | 1 | | |
| A17-25 | K3005000022-Y | ELBOW, LONG 3/8 | 1 | | |
| A17-26 | K3029000182-Y | NIPPLE, LONG PT3/8 | 1 | | |
| A17-27 | K3105311950 | HOSE, WP210-9-1-1950 | 1 | | |
| A17-28 | K3007000062-Y | ADAPTER, ODD SIZED PT3/8*PF1/4 | 1 | | |
| A17-29 | K3341000010 | VALVE, CHECK HK3-ET1-03A | 1 | | |
| A17-30 | K3006000072-Y | ELBOW, PT3/8 | 1 | | |

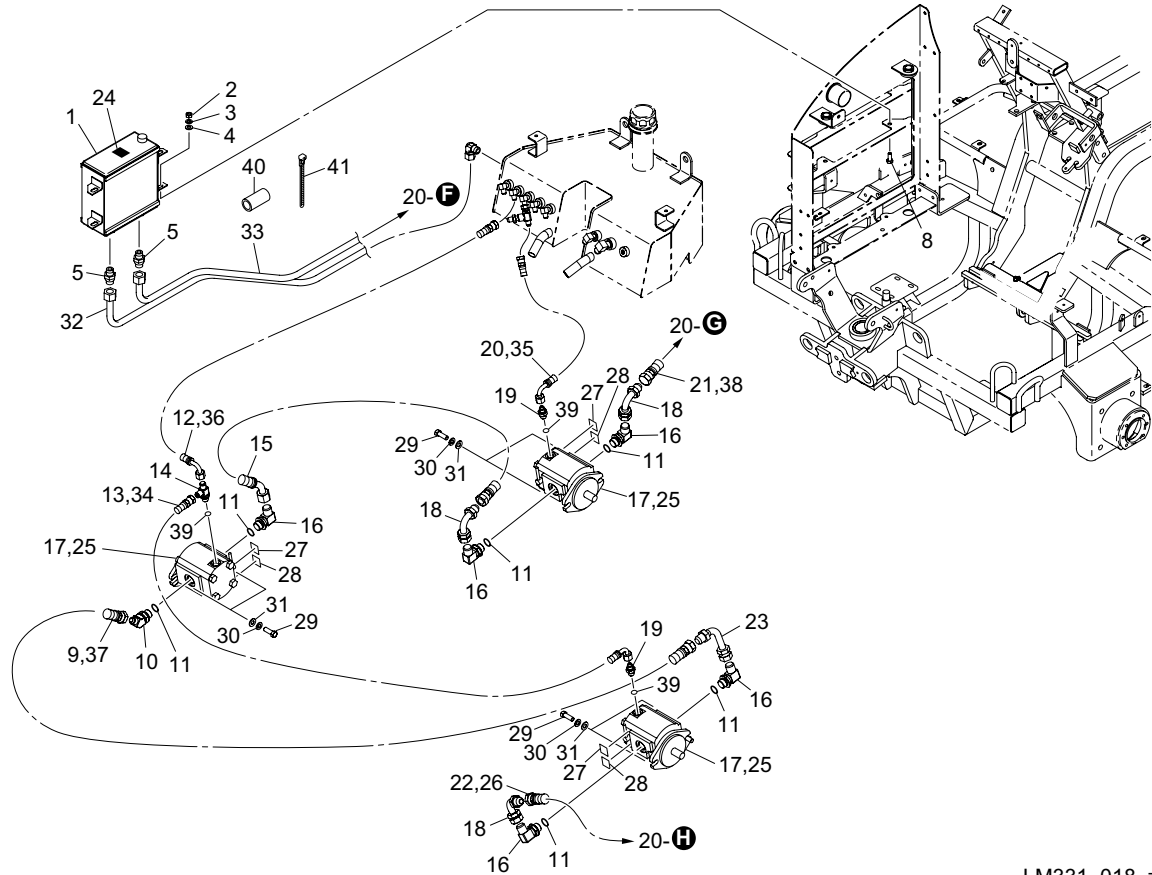


LM331_A17_z01

| Cat No. | Code No. | Part name | Qty | Remark | SN of application |
|---------|-----------------|------------------------------------|-----|--------|-------------------|
| A17-31 | K3021060002-Y | TEE, TEF PT3/8 | 1 | | |
| A17-32 | Y61091S | SEAL KIT, ORBIT MOTOR 2000 (SHAFT) | 2 | | |
| A17-33 | Y61090S | SEAL KIT, ORBIT MOTOR 2000 (REAR) | 2 | | |
| A17-34 | K0880009000 | O-RING, P9 | 4 | | |
| A17-35 | K1300000040 | GRIP, PLASTIC BLACK 9-35.5 | 1 | | |
| A17-36 | K3189006400 | TUBE, SPIRAL SP-10 640 | 1 | | |
| A17-37 | K3189002900 | TUBE, SPIRAL SP-10 290 | 1 | | |
| A17-38 | K3189017400 | TUBE, SPIRAL SP-10 1740 | 1 | | |
| A17-39 | K3191017800 | TUBE, SPIRAL SP-15 1780 | 1 | | |
| A17-40 | K3191018300 | TUBE, SPIRAL SP-15 1830 | 1 | | |
| A17a-41 | | | | | |
| A17a-42 | K3191013300 | TUBE, SPIRAL SP-15 1330 | 1 | | |
| A17a-43 | K3006000052-Y | ELBOW, ODD SIZED PT1/4*PF3/8 | 1 | | 20001- |
| A17a-44 | K3090000332-Y | CONNECTION, BRANCH 1/2 | 1 | | 20001- |
| A17a-45 | K3008000042-Y | ELBOW, ADJUSTABLE 90 1086-12 | 1 | | 20001- |
| A17a-46 | K3026312081-Y | CONNECTOR, KCO 12-030E | 2 | | 20001- |
| A17a-47 | K3008000352-Y | ELBOW, 90 ODD SIZED PF3/8 PF1/2 | 1 | | 20001- |
| A17a-48 | LM331--0732Z2-Y | PIPE, 12 (DIFF LOCK VALVE, A) | 1 | | 20001- |
| A17a-49 | K3105330640 | HOSE, WP210-9-3-640 | 1 | | 20001- |
| A17a-50 | K3191005200 | TUBE, SPIRAL SP-15 520 | 1 | | 20001- |
| A17a-51 | K3009000022-Y | ADAPTER, PF1/2*PF3/8 | 1 | | 20001- |
| A17a-52 | LM331--0731Z2-Y | PIPE, 15 (MOTOR, FRONT) | 1 | | 20001- |
| A17a-53 | K0000080202 | BOLT, M8-20 | 4 | | 20001- |
| A17a-54 | K3105311400 | HOSE, WP210-9-1-1400 | 1 | | 20001- |
| A17a-55 | K3191012800 | TUBE, SPIRAL SP-15 1280 | 1 | | 20001- |
| A17a-56 | K3313000850 | VALVE, SOLENOID HF164007-20 | 1 | | 20001- |
| A17a-57 | K0881011000 | O-RING, P11B | 2 | | 20001- |

18. Hydraulic section B

LM331

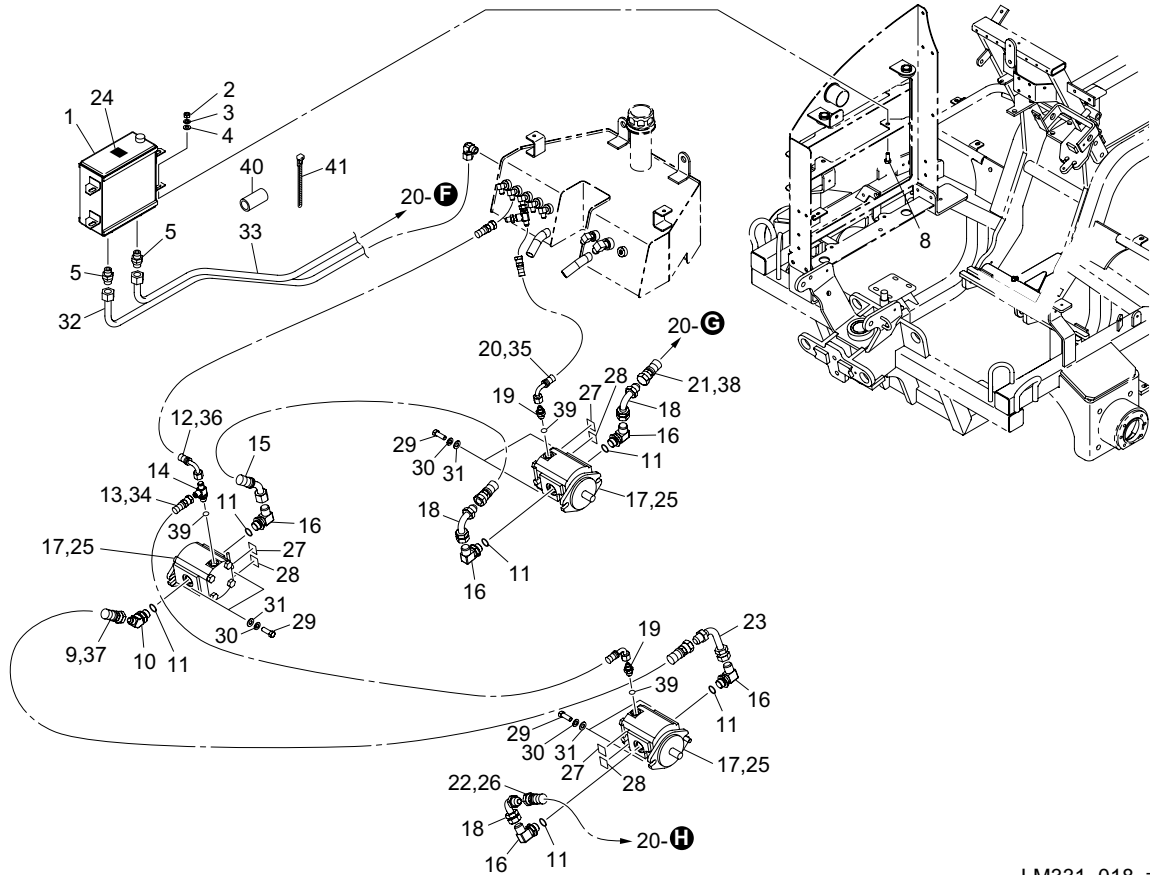


LM331_018_z06

| Cat No. | Code No. | Part name | Qty | Remark | SN of application |
|---------|---------------|---------------------------------|-----|--------|-------------------|
| 18-1 | K3430000050 | COOLER, OIL | 1 | | 10148-19999 |
| 18a-1 | K3431000080 | COOLER, OIL 180*150*65 | 1 | | 20001- |
| 18-2 | K0100080002 | NUT, M8 | 4 | | |
| 18-3 | K0200080002 | WASHER, SPRING M8 | 4 | | |
| 18-4 | K5000080002 | WASHER, M8 | 4 | | |
| 18-5 | K3026615061-Y | CONNECTOR, KCT15-030E | 2 | | |
| 18-6 | | | | | |
| 18-7 | | | | | |
| 18-8 | K0000080202 | BOLT, M8-20 | 4 | | |
| 18-9 | K3104410880 | HOSE, WP175-12-1-880 | 1 | | |
| 18-10 | K3008000182-Y | ELBOW, ADJUSTABLE 45 | 1 | | |
| 18-11 | K0881018000 | O-RING, P18B | 6 | | |
| 18-12 | K3100233250 | HOSE, WP35-6-3-3250 | 1 | | |
| 18-13 | K3100230900 | HOSE, WP35-6-3-900 | 1 | | |
| 18-14 | K3008000852-Y | ADAPTER, TEE W/O-RING 8513-3105 | 1 | | |
| 18-15 | LM331--0763A0 | HOSE, WP175-12-2-3350 | 1 | | |
| 18-16 | K3008000042-Y | ELBOW, ADJUSTABLE 90 1086-12 | 5 | | |
| 18-17 | K3282000060 | MOTOR, GEAR PLM20.16 | 3 | | 10148-20152 |
| 18a-17 | K3282000140 | MOTOR, GEAR PLM20.16M | 3 | | 20153- |
| 18-18 | K3025069082-Y | ADAPTER, FOR PIPE 069-08 | 3 | | |
| 18-19 | K3008000232-Y | CONNECTOR, W/O-RING PF1/4*PF1/4 | 2 | | |
| 18-20 | K3100232300 | HOSE, WP35-6-3-2300 | 1 | | |
| 18-21 | K3104431800 | HOSE, WP175-12-3-1800 | 1 | | 10148-10289 |
| 18a-21 | K3104431940 | HOSE, WP175-12-3-1940 | 1 | | 10290- |
| 18-22 | LM331--0762A0 | HOSE, WP175-12-3-3400 | 1 | | |
| 18-23 | K302506L082-Y | ADAPTER, FOR PIPE 06L-08 | 1 | | |
| 18-24 | K4205001920 | DECAL, CAUTION HOT PARTS | 1 | | |
| 18-25 | YCA62029050 | SEAL KIT, MOTOR PLM20-01S9R | 3 | | |
| 18-26 | K3172307000 | HOSE, VINYL 25*30-700 | 1 | | |
| 18-27 | K4203001300 | DECAL, REEL ROTATION | 1 | | |

18. Hydraulic section B

LM331

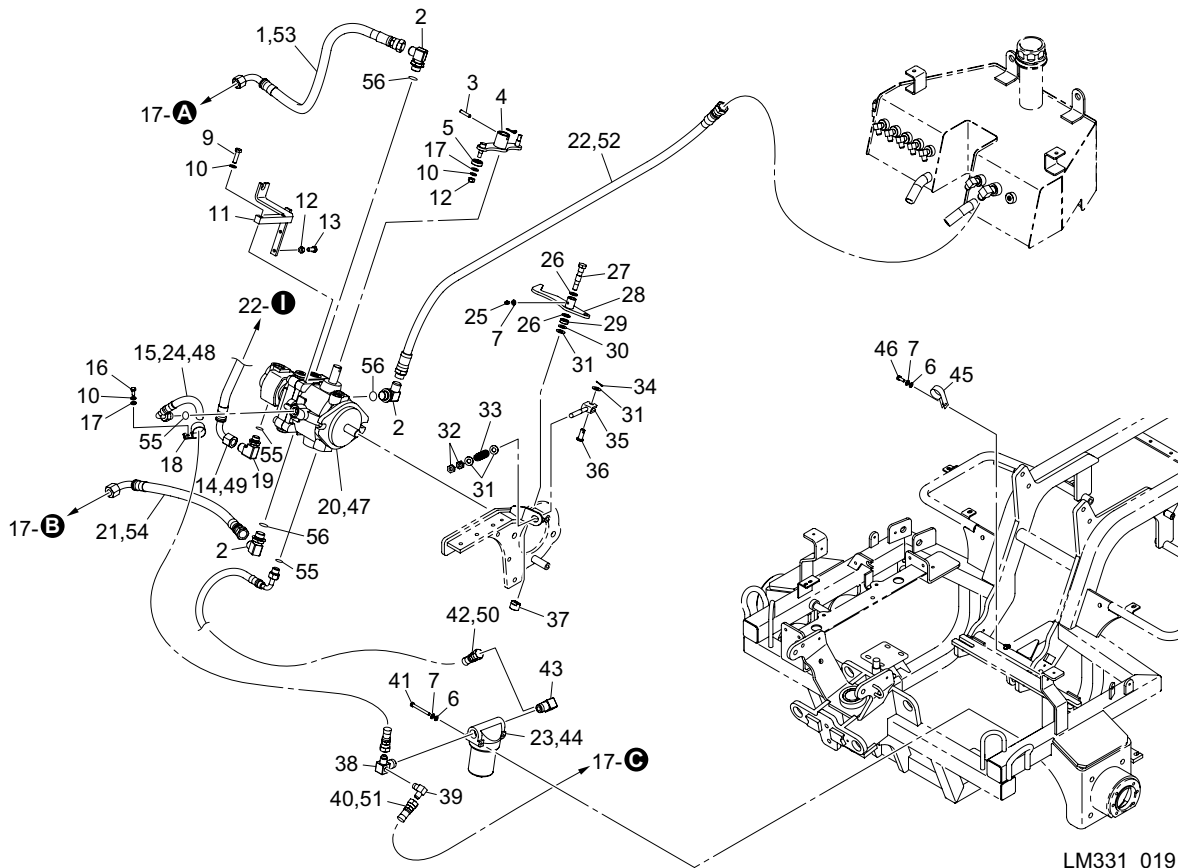


LM331_018_z06

| Cat No. | Code No. | Part name | Qty | Remark | SN of application |
|---------|-----------------|-------------------------|-----|--------|-------------------|
| 18-28 | K4203001310 | DECAL, REEL STOP | 1 | | |
| 18-29 | K0008100302 | BOLT, SMALL M10-30 | 6 | | |
| 18-30 | K0200100002 | WASHER, SPRING M10 | 6 | | |
| 18-31 | K5000100002 | WASHER, M10 | 6 | | |
| 18-32 | LM331--0789Z2-Y | PIPE, OIL COOLER OUT | 1 | | |
| 18-33 | LM331--0788Z2-Y | PIPE, OIL COOLER IN | 1 | | |
| 18-34 | K3189007900 | TUBE, SPIRAL SP-10 790 | 1 | | |
| 18-35 | K3189021900 | TUBE, SPIRAL SP-10 2190 | 1 | | |
| 18-36 | K3189031400 | TUBE, SPIRAL SP-10 3140 | 1 | | |
| 18-37 | K3192007500 | TUBE, SPIRAL SP-20 750 | 1 | | |
| 18-38 | K3192016600 | TUBE, SPIRAL SP-20 1660 | 1 | | 10148-10289 |
| 18a-38 | K3192018000 | TUBE, SPIRAL SP-20 1800 | 1 | | 10290- |
| 18-39 | K0881011000 | O-RING, P11B | 3 | | |
| 18-40 | K3172100600 | HOSE, VINYL 15*20-600 | 1 | | 20089- |
| 18-41 | K4241000030 | BAND, NYLON TRCV250W | 2 | | 20089- |
| | | | | | |
| | | | | | |
| | | | | | |

19. Hydraulic section C

LM331

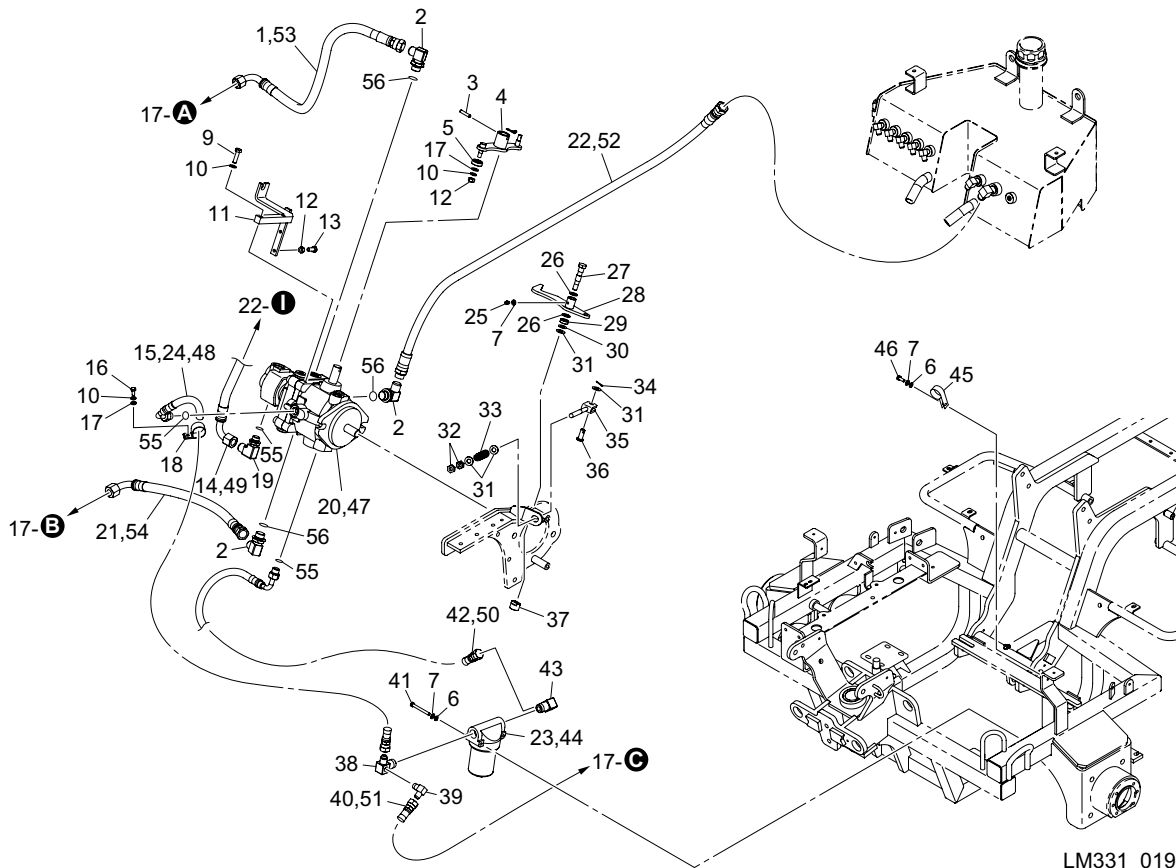


LM331_019_z04

| Cat No. | Code No. | Part name | Qty | Remark | SN of application |
|---------|---------------|-------------------------------------|-----|--------|-------------------------|
| 19-1 | K3105430690 | HOSE, WP210-12-3-690 | 1 | | |
| 19-2 | K3008000042-Y | ELBOW, ADJUSTABLE 90 1086-12 | 3 | | |
| 19-3 | K0324060321 | PIN, SPIRAL M6-32 | 1 | | |
| 19-4 | LM331--0704Z2 | LEVER, TRANION | 1 | | |
| 19-5 | K0608006290 | BEARING, BALL SEAL 2RS 629 | 1 | | |
| 19-6 | K5000060002 | WASHER, M6 | 3 | | |
| 19-7 | K0200060002 | WASHER, SPRING M6 | 4 | | |
| 19-8 | | | | | |
| 19-9 | K0000080302 | BOLT, M8-30 | 2 | | |
| 19-10 | K0200080002 | WASHER, SPRING M8 | 4 | | |
| 19-11 | LM331--0703Z2 | BRACKET, WIRE | 1 | | |
| 19-12 | K0100080002 | NUT, M8 | 3 | | |
| 19-13 | K0000080202 | BOLT, M8-20 | 2 | | |
| 19-14 | LM331--0755Z0 | HOSE, NWP175-12-440 W/90DIG FITTING | 1 | | |
| 19-15 | LM331--0754Z0 | HOSE, CHARGE 9-550 | 1 | | |
| 19-16 | K0000080152 | BOLT, M8-15 | 1 | | |
| 19-17 | K5000080002 | WASHER, M8 | 2 | | |
| 19-18 | K4270030080 | CLIP, HARNESS 30 M8 | 1 | | |
| 19-19 | K3008000192-Y | ADAPTER, ODD SIZED 90 PF1/2*PF3/8 | 1 | | |
| 19-20 | K3241000220 | PUMP, PISTON PSV-16AHG-2 | 1 | | |
| 19-21 | K3105430470 | HOSE, WP210-12-3-470 | 1 | | 10148-19999 |
| 19b-21 | K3105430520 | HOSE, WP210-12-3-520 | 1 | | 20001- |
| 19-22 | K3101411250 | HOSE, WP70-12-1-1250 | 1 | | |
| 19-23 | K3412000080 | FILTER, CARTRIDGE DT-04A-10X | 1 | | 10148-10289,20055-20079 |
| 19a-23 | K3412000120 | FILTER, CARTRIDGE DTII-40-30 | 1 | | 10290-20054,20080- |
| 19-24 | K4231305000 | TUBE, HEAT-INSULATING CA30*500 | 1 | | |
| 19-25 | K1440000030 | GREASE NIPPLE, TYPE B | 1 | | |
| 19-26 | K5011012202 | WASHER, SPCC 1-12-20 | 2 | | |
| 19-27 | LM331--0706Z8 | BOLT, CAM LEVER SHAFT | 1 | | |
| 19-28 | LM331--0705Z2 | LEVER, CAM NUTRAL | 1 | | |

19. Hydraulic section C

LM331

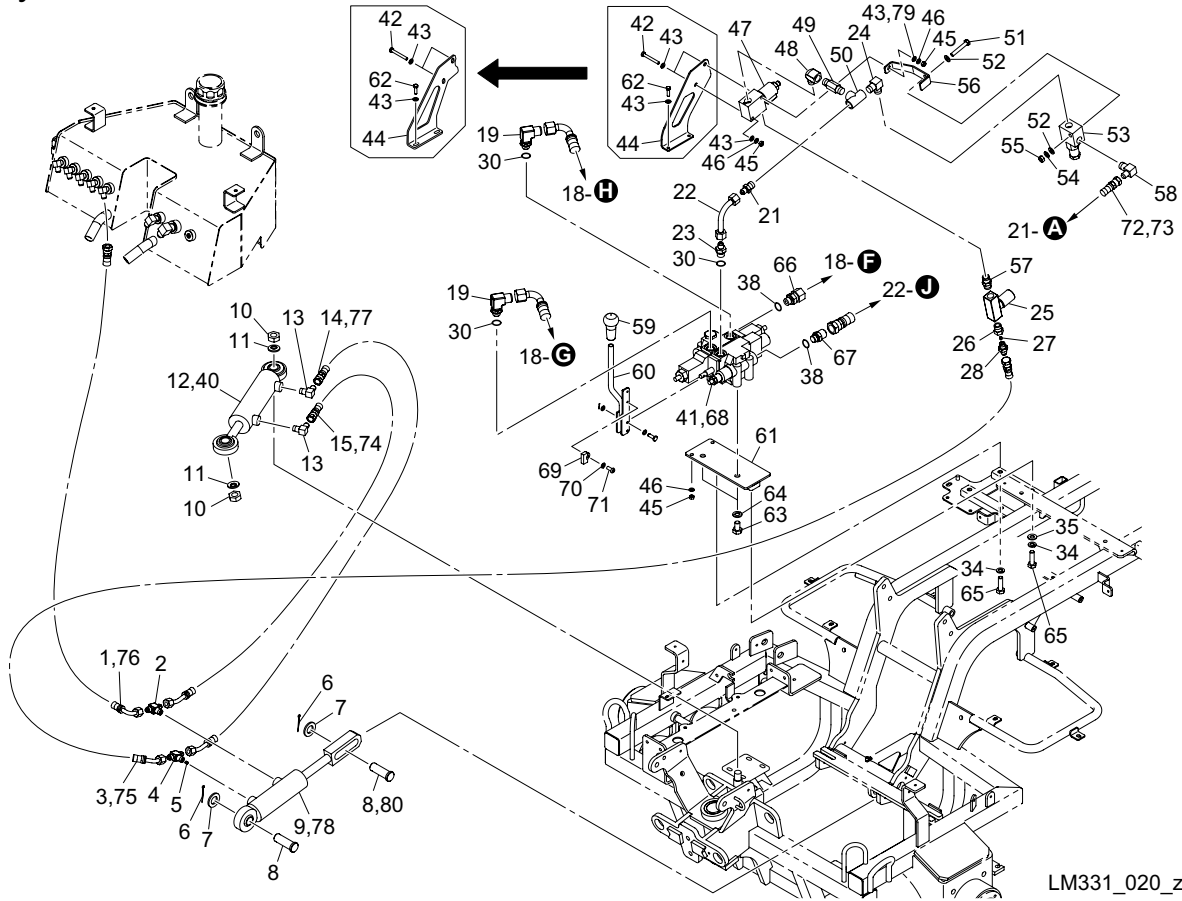


LM331_019_z04

| Cat No. | Code No. | Part name | Qty | Remark | SN of application |
|---------|---------------|--|-----|--------|-------------------|
| 19-29 | LM331--0707Z2 | COLLAR, STEPPED 10-20-6.5 | 1 | | |
| 19-30 | K0213100002 | WASHER, DISK SPRING 1H M10 | 1 | | |
| 19-31 | K5000100002 | WASHER, M10 | 4 | | |
| 19-32 | K0100100002 | NUT, M10 | 2 | | |
| 19-33 | K1000000048 | SPRING, COMPRESSION M3.2-16.9-60 | 1 | | |
| 19-34 | K0300025202 | PIN, COTTER M2.5-20 | 1 | | |
| 19-35 | K7303000092 | ADJUSTER, LEVER | 1 | | |
| 19-36 | K6031100258 | PIN, FLAT HEAD HT M10-25 | 1 | | |
| 19-37 | K0160000522 | NUT, SCREW SEAT | 1 | | |
| 19a-38 | K3009000382-Y | ELBOW | 1 | | |
| 19-39 | K3001060002-Y | ELBOW, ADJUSTABLE 90 1086-12 | 1 | | |
| 19-40 | K3101211700 | HOSE, WP70-6-1-1700 | 1 | | |
| 19-41 | K0000060602 | BOLT, M6-60 | 2 | | |
| 19-42 | LM331--0756Z0 | HOSE, CHARGE 9-600 | 1 | | |
| 19-43 | K3006000022-Y | ELBOW, ODD SIZED PT1/2*PF3/8 | 1 | | |
| 19-44 | K3412000090 | FILTER, CARTRIDGE DTE-04A-10X (SUBSTITUTE) | 1 | | |
| 19-45 | K4270035060 | CLIP, HARNESS 35 M6 | 1 | | |
| 19-46 | K0000060152 | BOLT, M6-15 | 1 | | |
| 19-47 | Y2063A-25176 | REPAIR KIT, PSV16C-2-GP | 1 | | |
| 19-48 | K3191004600 | TUBE, SPIRAL SP-15 460 | 1 | | |
| 19-49 | K3192002900 | TUBE, SPIRAL SP-20 290 | 1 | | |
| 19-50 | K3191004800 | TUBE, SPIRAL SP-15 480 | 1 | | |
| 19-51 | K3189015900 | TUBE, SPIRAL SP-10 1590 | 1 | | |
| 19-52 | K3192011200 | TUBE, SPIRAL SP-20 1120 | 1 | | |
| 19-53 | K3192005500 | TUBE, SPIRAL SP-20 550 | 1 | | |
| 19-54 | K3192003300 | TUBE, SPIRAL SP-20 330 | 1 | | 10148-19999 |
| 19b-54 | K3192004000 | TUBE, SPIRAL SP-20 400 | 1 | | 20001- |
| 19-55 | K0881014000 | O-RING, P14B | 3 | | |
| 19-56 | K0881018000 | O-RING, P18B | 3 | | |

20. Hydraulic section D

LM331

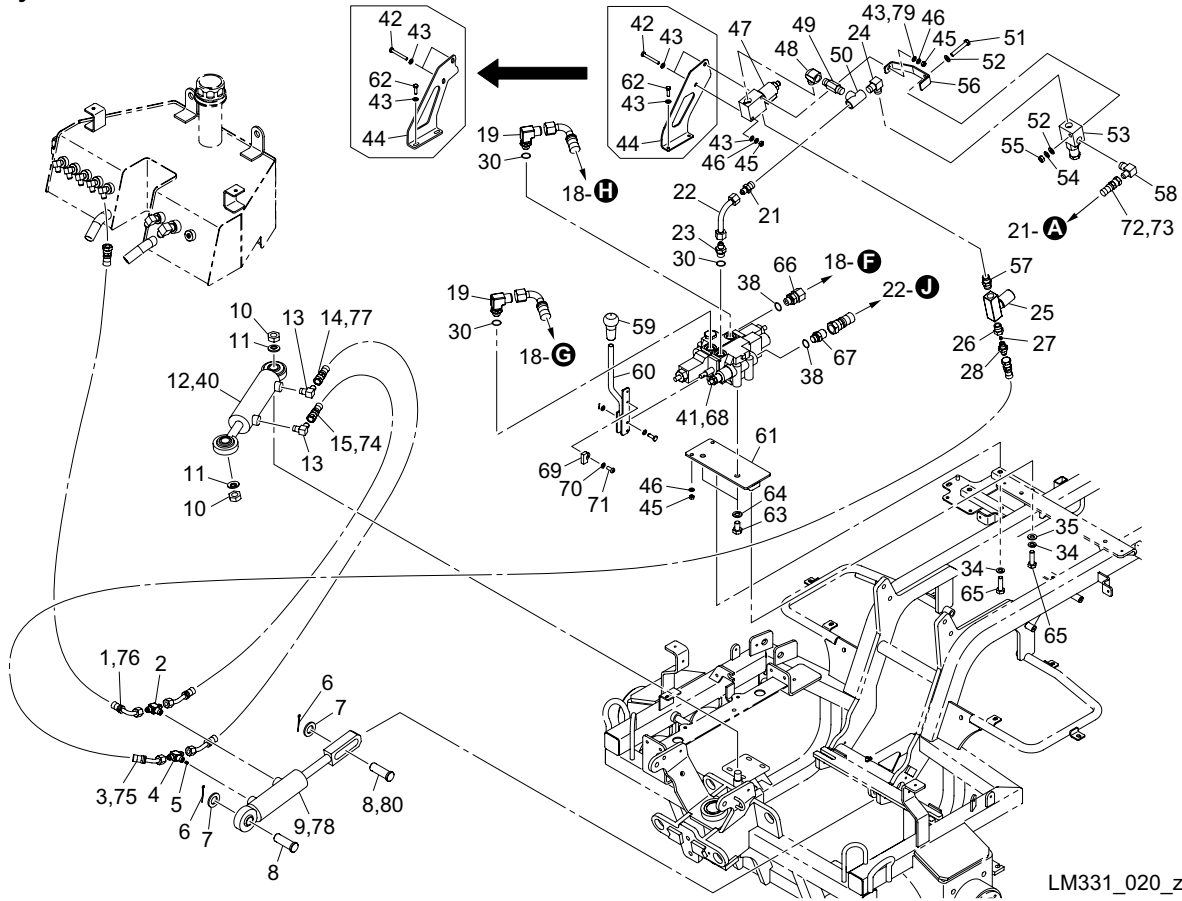


LM331_020_z08

| Cat No. | Code No. | Part name | Qty | Remark | SN of application |
|---------|-----------------|-----------------------------------|-----|--------|---------------------|
| 20-1 | K3103231750 | HOSE, WP140-6-3-1750 | 1 | | |
| 20-2 | K3029000352-Y | TEE, PT1/4*PF1/4 | 1 | | |
| 20-3 | K3103222200 | HOSE, WP140-6-2-2200 | 1 | | |
| 20-4 | K3029000391-Y | TEE, PT1/4*PF1/4M6 | 1 | | |
| 20-5 | K0023000081-Y | SETSCREW, M6-6-2.5 | 1 | | |
| 20-6 | K0300032402 | PIN, COTTER M3.2-40 | 2 | | |
| 20-7 | K5012320402 | WASHER, SPCC 2.3-20-40 | 2 | | |
| 20-8 | K6030200572 | PIN, FLAT HEAD M20-57 | 2 | | 10148-20088 |
| 20a-8 | K6030200572 | PIN, FLAT HEAD M20-57 | 1 | | 20089- |
| 20-9 | K3224000010 | CYLINDER, 40-60 280+60 | 1 | | |
| 20-10 | K0144160002 | NUT, W/F-RING M16 | 2 | | |
| 20-11 | K0215160001 | WASHER, DISK SPRING 2H M16 | 2 | | |
| 20-12 | K3216000010 | CYLINDER, 45-110 270 | 1 | | |
| 20-13 | K3001060002-Y | ELBOW, 90 1033-6 | 2 | | |
| 20-14 | K3103210600 | HOSE, WP140-6-1-600 | 1 | | |
| 20-15 | K3103210650 | HOSE, WP140-6-1-650 | 1 | | |
| 20-16 | | | | | |
| 20-17 | | | | | |
| 20-18 | | | | | |
| 20-19 | K3008000192-Y | ADAPTER, ODD SIZED 90 PF1/2*PF3/8 | 2 | | |
| 20-20 | | | | | |
| 20-21 | K3026612061-Y | CONNECTOR, KCT 12-030E | 1 | | |
| 20-22 | LM331--0713Z2-Y | PIPE, CONNECTING STOP VALVE | 1 | | |
| 20-23 | K3026312061-Y | CONNECTOR, KCO 12-030E | 1 | | |
| 20-24 | K3006000072-Y | ELBOW, PT3/8 | 1 | | |
| 20-25 | K3332000030 | VALVE, SLOW RETURN HT728-03-86 | 1 | | -10140, 10148-10205 |
| 20a-25 | K3334000020 | VALVE, FCL-03 W/CHECK VALVE | 1 | | 10141-10147, 10206- |
| 20-26 | K3020060401-Y | BUSHING, BUT 3/8*1/4 | 1 | | |
| 20-27 | K0023000061-Y | SETSCREW, M6-6-1.6 | 1 | | |
| 20-28 | K3009000272-Y | ADAPTER, 1013-6M6 | 1 | | |

20. Hydraulic section D

LM331

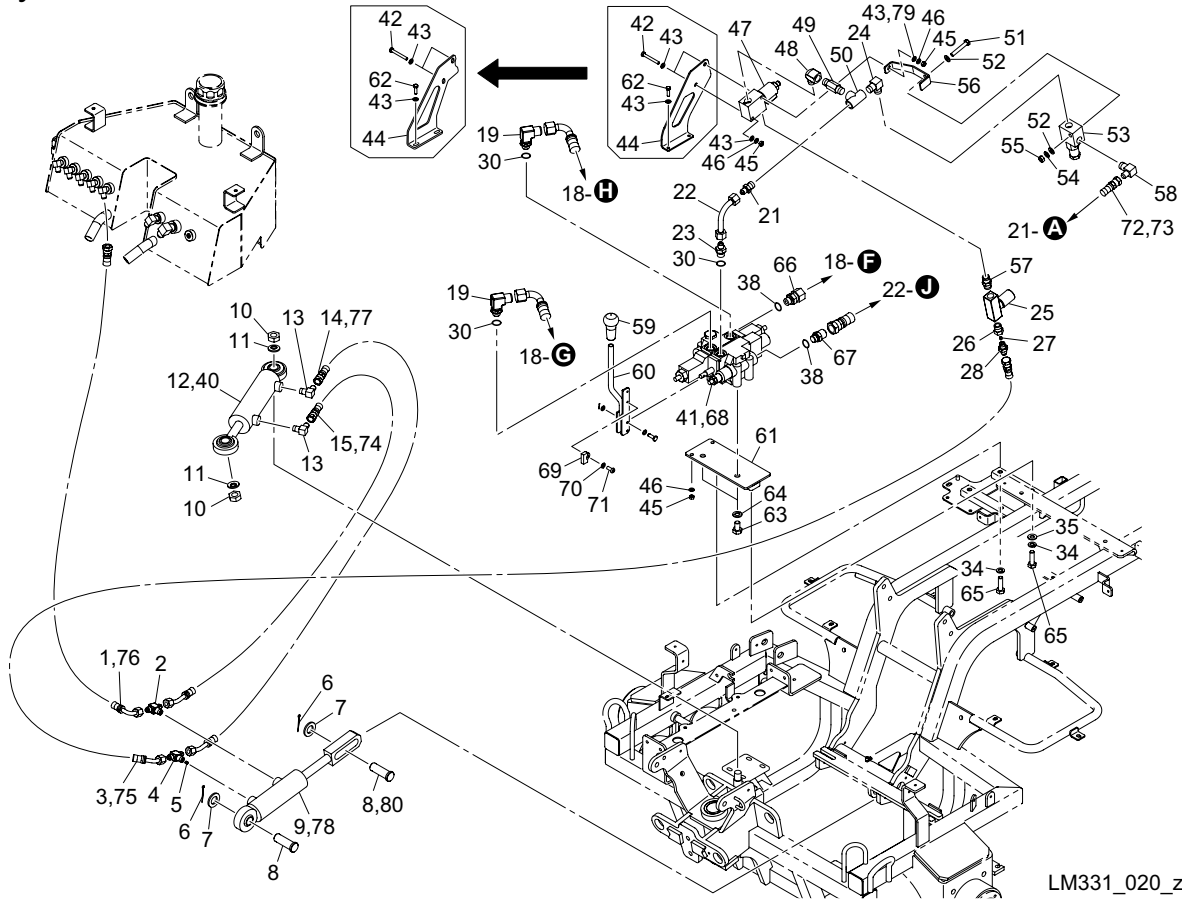


LM331_020_z08

| Cat No. | Code No. | Part name | Qty | Remark | SN of application |
|---------|-----------------|----------------------------------|-----|--------|-------------------|
| 20-29 | | | | | |
| 20-30 | K0881014000 | O-RING, P14B | 3 | | |
| 20-31 | | | | | |
| 20-32 | | | | | |
| 20-33 | | | | | |
| 20-34 | K0200100002 | WASHER, SPRING M10 | 4 | | |
| 20-35 | K5000100002 | WASHER, M10 | 2 | | |
| 20-36 | | | | | |
| 20-37 | | | | | |
| 20-38 | K0881018000 | O-RING, P18B | 2 | | |
| 20-39 | | | | | |
| 20-40 | K3216000010-SK | SEAL KIT | 1 | | |
| 20-41 | K3303000050-2SK | SEAL KIT, D50603090-2 | 1 | | |
| 20-42 | K0000060502 | BOLT, M6-50 | 2 | | |
| 20-43 | K5000060002 | WASHER, M6 | 6 | | 10148-20004 |
| 20a-43 | K5000060002 | WASHER, M6 | 5 | | 20005- |
| 20-44 | LM331--0785Z2 | BRACKET, VALVE OF MAGNETIC CHUCK | 1 | | 10148-20004 |
| 20a-44 | LM331--0785A2 | BRACKET, VALVE OF MAGNETIC CHUCK | 1 | | 20005- |
| 20-45 | K0100060002 | NUT, M6 | 4 | | |
| 20-46 | K0200060002 | WASHER, SPRING M6 | 4 | | |
| 20-47 | K3313000040 | VALVE, SOLENOID V4029 | 1 | | |
| 20-48 | K3022060002-Y | ELBOW, FEMALE-MALE STEPT3/8 | 1 | | |
| 20-49 | K3029000182-Y | NIPPLE, LONG PT3/8 | 1 | | |
| 20-50 | K3024000042-Y | JOINT, CAST IRON PT3/8*PF3/8 | 1 | | |
| 20-51 | K0000080502 | BOLT, M8-50 | 1 | | |
| 20-52 | K5000080002 | WASHER, M8 | 2 | | |
| 20-53 | K3315000090 | VALVE, RELIEF | 1 | | |
| 20-54 | K0200080002 | WASHER, SPRING M8 | 1 | | |
| 20-55 | K0100080000 | NUT, M8 | 1 | | |
| 20-56 | LM331--0786A2 | BRACKET, RELIEF VALVE | 1 | | 10148-20004 |

20.Hydraulic section D

LM331

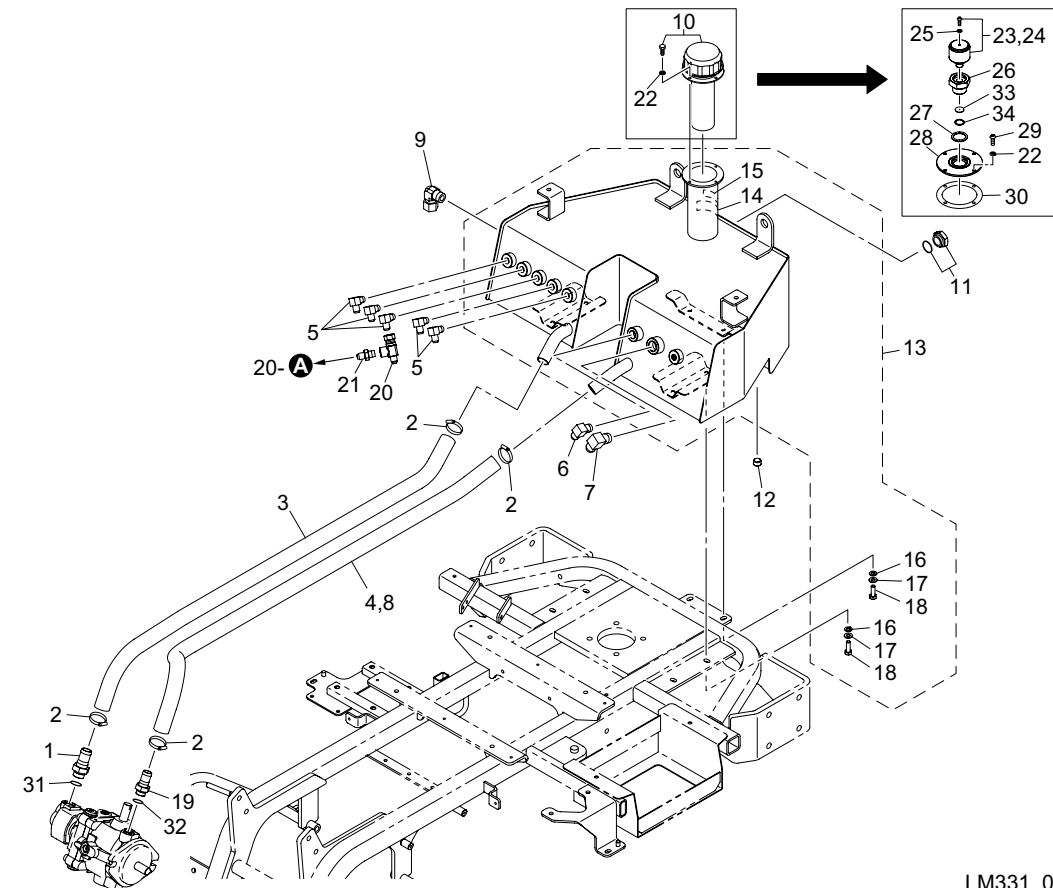


LM331_020_z08

| Cat No. | Code No. | Part name | Qty | Remark | SN of application |
|---------|----------------|------------------------------|-----|--------|-------------------|
| 20a-56 | LM331--0786B2 | BRACKET, RELIEF VALVE | 1 | | 20005- |
| 20-57 | K3023060001-Y | NIPPLE, NS PT3/8 | 1 | | |
| 20-58 | K3006000012-Y | ELBOW, ODD SIZED PT3/8*PF1/4 | 1 | | |
| 20-59 | K1300000030 | GRIP, PLASTIC BLACK 11-36 | 1 | | |
| 20-60 | LM331--0783A2 | LEVER, LIFTING | 1 | | |
| 20-61 | LM331--0784ZD | BRACKET, STACKED VALVE | 1 | | |
| 20-62 | K0000060202 | BOLT, M6-20 | 2 | | |
| 20-63 | K0000120202 | BOLT, M12-20 | 2 | | |
| 20-64 | K0200120002 | WASHER, SPRING M12 | 2 | | |
| 20-65 | K0000100352 | BOLT, M10-35 | 2 | | |
| 20-66 | K3026315061-Y | CONNECTOR, KCO 15-030E | 1 | | |
| 20-67 | K3009000172-Y | ADAPTER, PF3/8*PF1/2 | 1 | | |
| 20-68 | K3303000060 | VALVE, MULTI DOUBLE | 1 | | |
| 20-69 | K1510000110 | MAGNET, W/PLASTIC BASE | 1 | | |
| 20-70 | K0200050002 | WASHER, SPRING M5 | 1 | | |
| 20-71 | K0042050122 | SCREW, + ROUND HEAD M5-12 | 1 | | |
| 20-72 | K3100210450 | HOSE, WP35-6-1-450 | 1 | | |
| 20-73 | K3189003400 | TUBE, SPIRAL SP-10 340 | 1 | | |
| 20-74 | K3189005400 | TUBE, SPIRAL SP-10 540 | 1 | | |
| 20-75 | K3189020700 | TUBE, SPIRAL SP-10 2070 | 1 | | |
| 20-76 | K3189016400 | TUBE, SPIRAL SP-10 1640 | 1 | | |
| 20-77 | K3189004900 | TUBE, SPIRAL SP-10 490 | 1 | | |
| 20-78 | K3224000010-SK | SEAL KIT | 1 | | |
| 20-79 | K5012306162 | WASHER, SPCC 2.3-6-16 | 1 | | 20005- |
| 20-80 | K6031200568 | PIN, FLAT HEAD HT M20-56 | 1 | | 20089- |

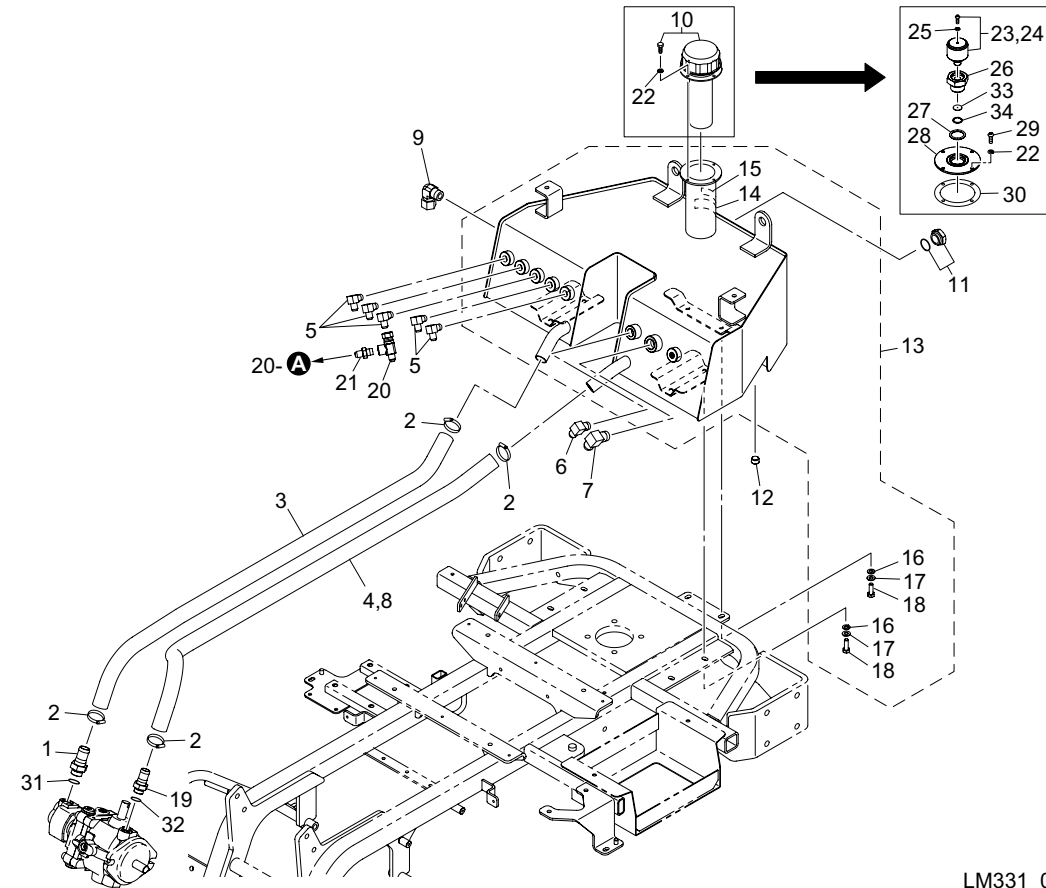
21. Hydraulic section E

LM331



LM331_021_z05

| Cat No. | Code No. | Part name | Qty | Remark | SN of application |
|---------|---------------|---------------------------------|-----|--------|-------------------|
| 21-1 | K3009000302-Y | CONNECTOR, HOSE 25 | 1 | | |
| 21-2 | K4260000200 | CLAMP, HOSE JUBILEE BAND 2A | 4 | | |
| 21-3 | K3149011150 | HOSE, S-25-1150 | 1 | | |
| 21-4 | K3149011250 | HOSE, S-25-1250 | 1 | | |
| 21-5 | K3001060002-Y | ELBOW, 90 1033-6 | 5 | | |
| 21-6 | K3001090002-Y | ELBOW, 90 1033-9 | 1 | | |
| 21-7 | K3001120002-Y | ELBOW, 90 1033-12 | 1 | | |
| 21-8 | K3172503000 | HOSE, VINYL 38*44-300 | 1 | | |
| 21-9 | K3028015081-Y | ELBOW, KLN 15-040E | 1 | | |
| 21-10 | K3400000020 | BREATHER, FILLER PORT FA-50 | 1 | | 10148-10278 |
| 21-11 | K1400000046-Y | GAUGE, OIL G3/4 TYPE M | 1 | | |
| 21-12 | K1422106001-Y | PLUG, TAPERED W/HEX HOLE T1 3/8 | 1 | | |
| 21-13 | LM331--0782Z0 | TANK COMP, HYDRAULIC | 1 | | 10148-20140 |
| 21a-13 | LM331--0782A0 | TANK COMP, HYDRAULIC | 1 | | 20141- |
| 21-14 | K4209000980 | DECAL, HYDRAULIC OIL | 1 | | 10148-20140 |
| 21a-14 | K4209001390 | DECAL, HYDRAULIC OIL | 1 | | 20141- |
| 21-15 | K4205001920 | DECAL, CAUTION HOT PARTS | 1 | | |
| 21-16 | K0200080002 | WASHER, SPRING M8 | 6 | | |
| 21-17 | K5000080002 | WASHER, M8 | 6 | | |
| 21-18 | K0000080252 | BOLT, M8-25 | 6 | | |
| 21-19 | K3009000322-Y | CONNECTOR, HOSE 25-1/2 | 1 | | |
| 21-20 | K3090000312-Y | CONNECTION, BRANCH 1/4 | 1 | | |
| 21-21 | K3000060002-Y | ADAPTER, 1013-6 | 1 | | |
| 21-22 | K0200050002 | WASHER, SPRING M5 | 4 | | |
| 21-23 | K1430000030 | BREATHER, AIR AP-02 | 1 | | 10279- |
| 21-24 | K1430000060 | ELEMENT, AIR P-AP-02-20U | 1 | | 10279- |
| 21-25 | K0922040000 | SEAL, WASHER 4WF | 1 | | 10279- |
| 21-26 | K3029000402-Y | BUSHING, R1/4*G3/4 | 1 | | 10279-20079 |
| 21a-26 | K3029000412-Y | BUSHING, R1/4*G3/4 | 1 | | 20080- |
| 21-27 | K0881024000 | O-RING, P24B | 1 | | 10279- |

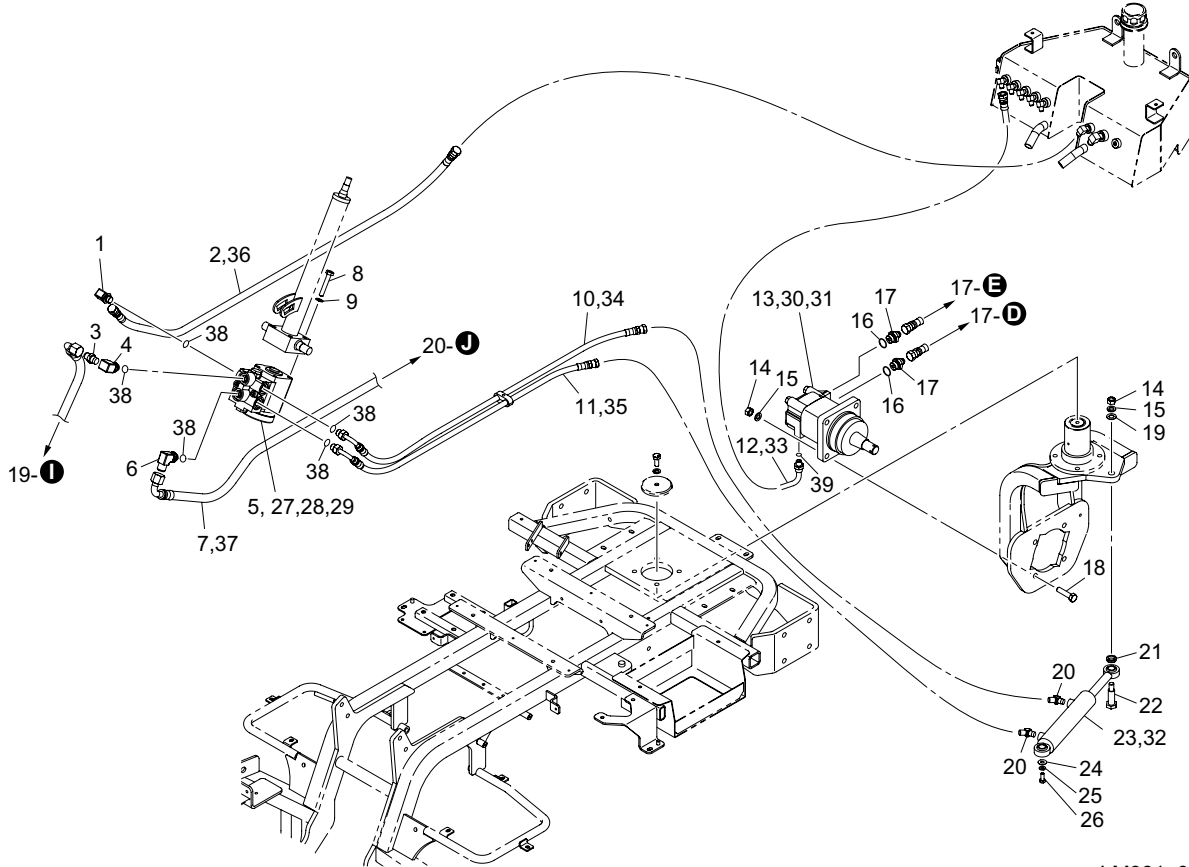


LM331_021_z05

| Cat No. | Code No. | Part name | Qty | Remark | SN of application |
|---------|---------------|---------------------------|-----|--------|-------------------|
| 21-28 | K7180000072-Y | BRACKET, FILLER PORT | 1 | | 10279- |
| 21-29 | K0042050152 | SCREW, + ROUND HEAD M5-15 | 4 | | 10279- |
| 21-30 | K4011000340 | PACKING, OIL-SHEET 1-6788 | 1 | | 10279- |
| 21-31 | K0881024000 | O-RING, P24B | 1 | | |
| 21-32 | K0881018000 | O-RING, P18B | 1 | | |
| 21-33 | K5101000640-Y | PLATE, BAFFLE | 1 | | 20080- |
| 21-34 | K0402019001 | RING, RETAINING R M19 | 1 | | 20080- |
| | | | | | |
| | | | | | |
| | | | | | |
| | | | | | |
| | | | | | |

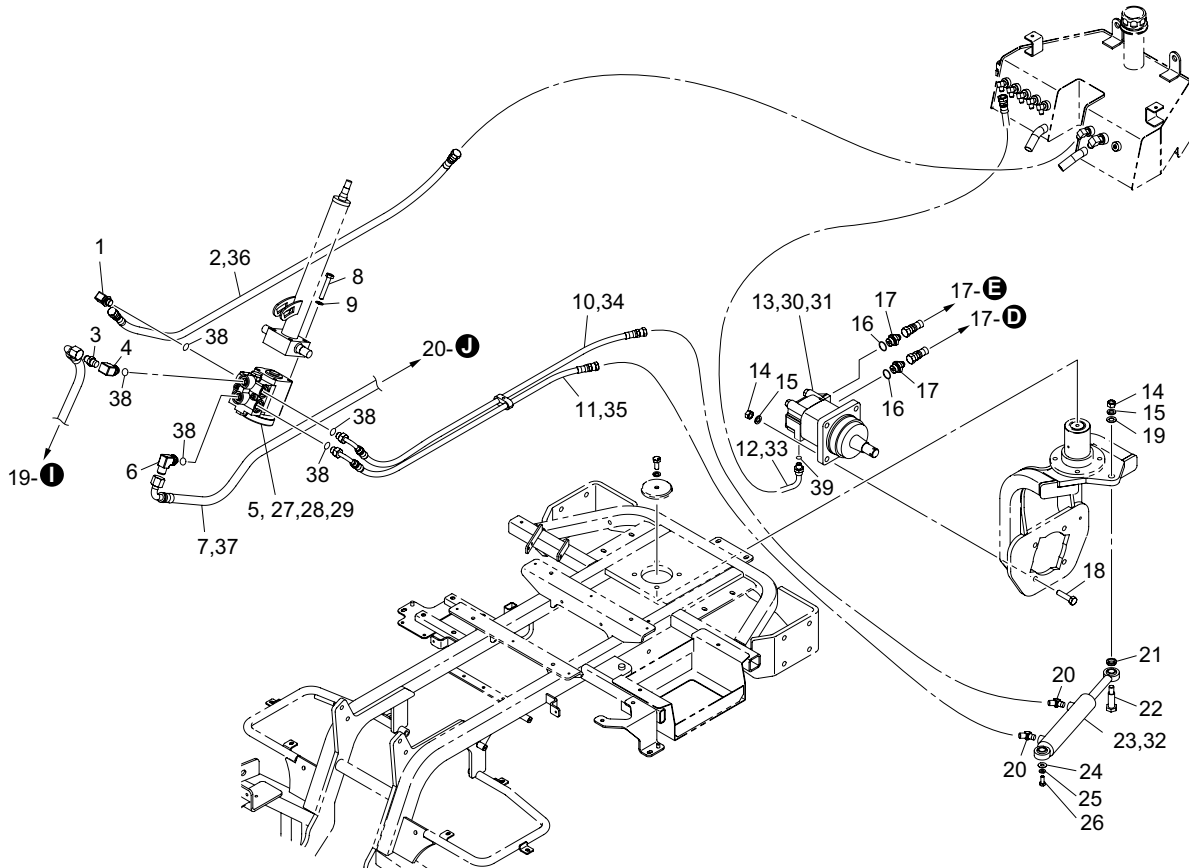
22.Hydraulic section F

LM331



LM331_022_z03

| Cat No. | Code No. | Part name | Qty | Remark | SN of application |
|---------|---------------|--|-----|--------------|-------------------|
| 22-1 | K3008000032-Y | ELBOW, ADJUSTABLE 90 1086-9 | 1 | | |
| 22-2 | K3101311250 | HOSE, WP70-9-1-1250 | 1 | | |
| 22-3 | K3009000192-Y | ADAPTER, PT3/8*PF1/2 | 1 | | |
| 22-4 | K3008000072-Y | ELBOW, ADJUSTABLE 90 1125-9 | 1 | | |
| 22-5 | K3294000040 | STEERING CNTL UNIT, ORBITROL W/VD5XMED | 1 | | |
| 22-6 | K3008000192-Y | ADAPTER, ODD SIZED 90 PF1/2*PF3/8 | 1 | | |
| 22-7 | K3104431600 | HOSE, WP175-12-3-1600 | 1 | | |
| 22-8 | K0000100602 | BOLT, M10-60 | 4 | | 10148-10263 |
| 22a-8 | K0000100502 | BOLT, M10-50 | 4 | | 10264- |
| 22-9 | K0200100002 | WASHER, SPRING M10 | 4 | | |
| 22-10 | LM331--0758Z0 | HOSE, STEERING 1100 | 1 | | |
| 22-11 | LM331--0759Z0 | HOSE, STEERING 950 | 1 | | |
| 22-12 | LM331--0757Z0 | HOSE, NWP35-6-1500 | 1 | | |
| 22-13 | K3291000190 | MOTOR, WHEEL 2-200BS4S | 1 | | |
| 22-14 | K0100120002 | NUT, M12 | 5 | | |
| 22-15 | K0200120002 | WASHER, SPRING M12 | 5 | | |
| 22-16 | K0881018000 | O-RING, P18B | 2 | | |
| 22-17 | K3009000022-Y | ADAPTER, PF1/2*PF3/8 | 2 | | |
| 22-18 | K0000120502 | BOLT, M12-50 | 4 | | |
| 22-19 | K5000120002 | WASHER, M12 | 1 | | |
| 22-20 | K3003060002-Y | ELBOW, 45 1035-6 | 2 | | |
| 22-21 | K6212000242 | COLLAR, STKM M16-25-5.5 | 1 | | |
| 22-22 | LM331--0722Z2 | BOLT, STEPPED M12 | 1 | | |
| 22-23 | K3213000350 | CYLINDER, DOUBLE ACTING 35-140-312 | 1 | | |
| 22-24 | K5012308242 | WASHER, SPCC 2.3-8-24 | 1 | | |
| 22-25 | K0200080002 | WASHER, SPRING M8 | 1 | | |
| 22-26 | K0000080202 | BOLT, M8-20 | 1 | | |
| 22-27 | YBA0272A | SEAL KIT, ORBITROL UAS070A08B2D | 1 | for orbitol | |
| 22-28 | Y64009 | BEARING KIT, NEEDLE | 1 | | |
| 22-29 | YBA0056A | SEAL KIT, ORBITROL UBS070A08B2D | 1 | for VD valve | |

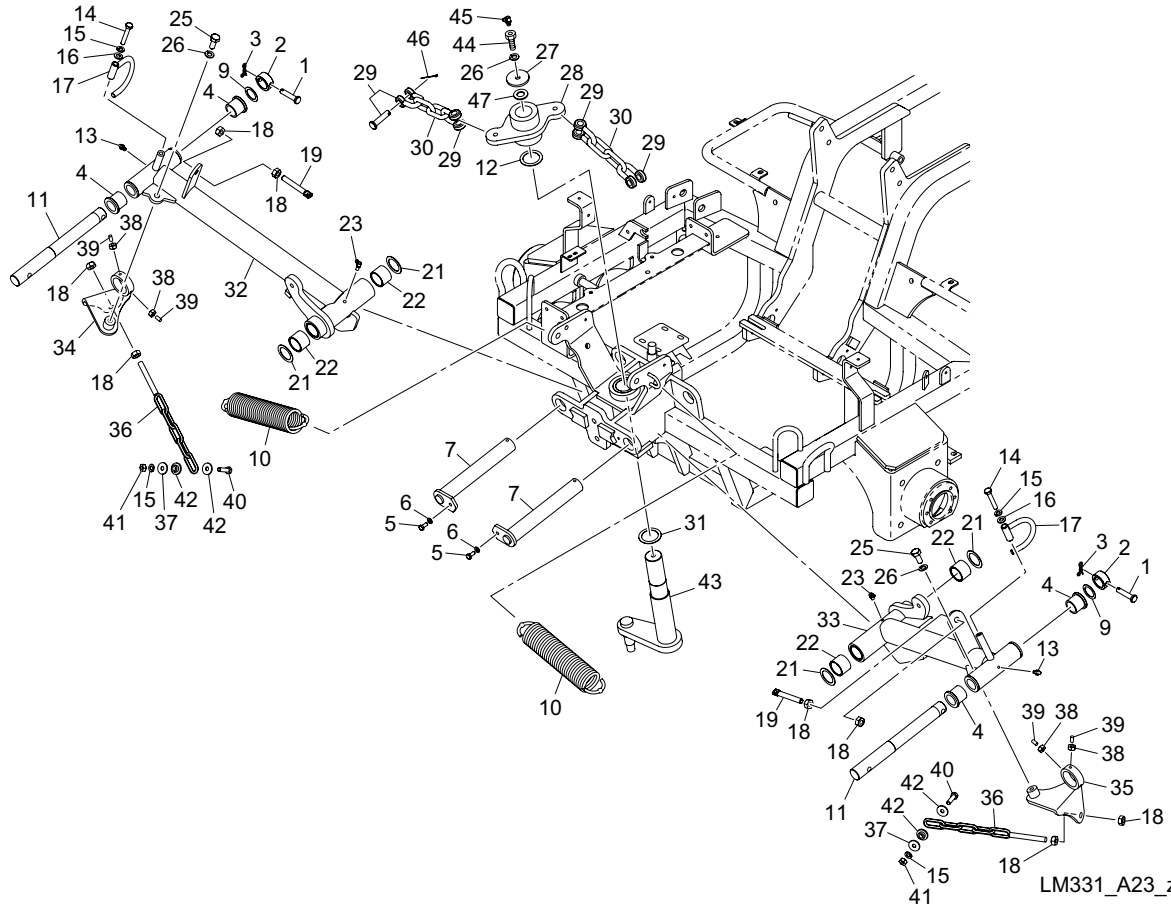


LM331_022_z03

| Cat No. | Code No. | Part name | Qty | Remark | SN of application |
|---------|-------------|------------------------------------|-----|--------|-------------------|
| 22-30 | Y61091S | SEAL KIT, ORBIT MOTOR 2000 (SHAFT) | 1 | | |
| 22-31 | Y61090S | SEAL KIT, ORBIT MOTOR 2000 (REAR) | 1 | | |
| 22-32 | YIS-35A-SK | SEAL KIT, CYLINDER | 1 | | |
| 22-33 | K3189013900 | TUBE, SPIRAL SP-10 1390 | 1 | | |
| 22-34 | K3189009900 | TUBE, SPIRAL SP-10 990 | 1 | | |
| 22-35 | K3189008400 | TUBE, SPIRAL SP-10 840 | 1 | | |
| 22-36 | K3191011300 | TUBE, SPIRAL SP-15 1130 | 1 | | |
| 22-37 | K3192014800 | TUBE, SPIRAL SP-20 1480 | 1 | | |
| 22-38 | K0881014000 | O-RING, P14B | 5 | | |
| 22-39 | K0881011000 | O-RING, P11B | 1 | | |
| | | | | | |
| | | | | | |
| | | | | | |
| | | | | | |

A23.Lift arm section A for LH66

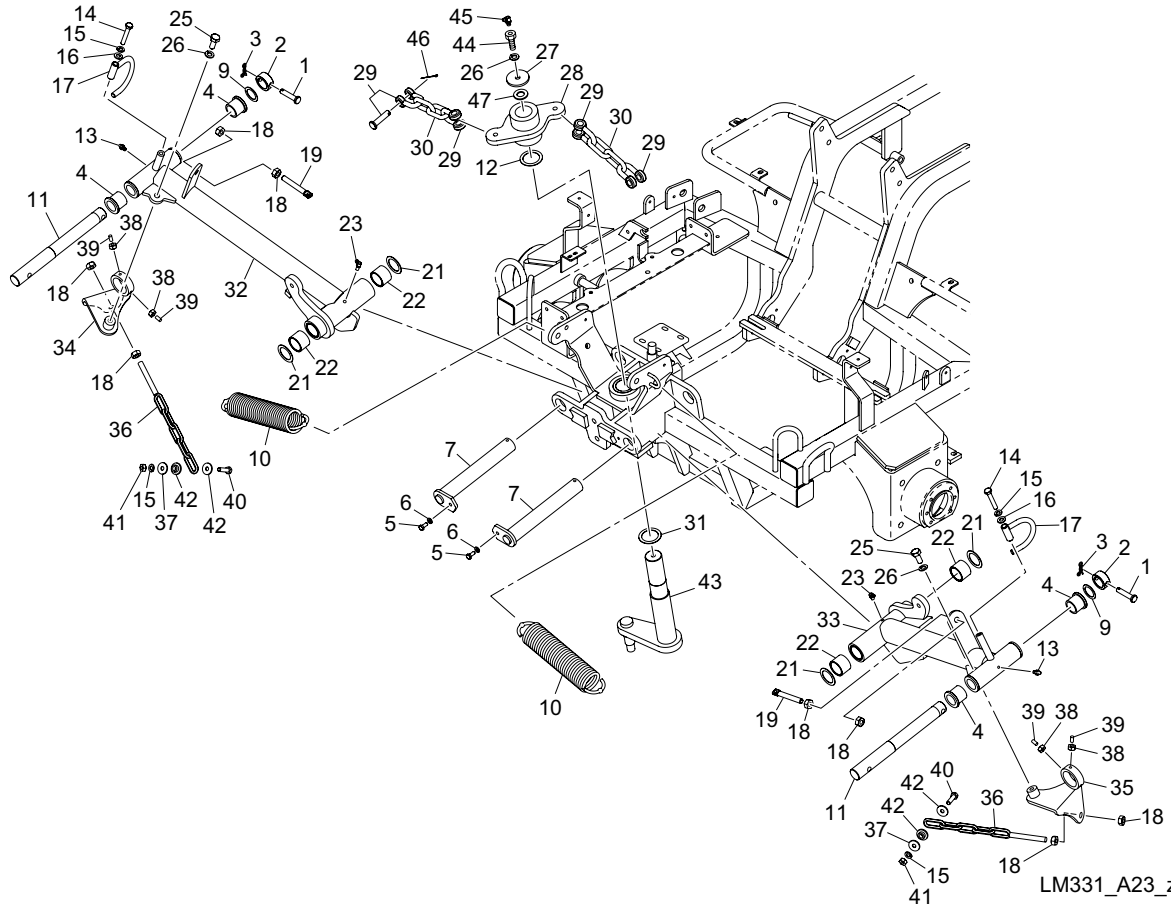
LM331



| Cat No. | Code No. | Part name | Qty | Remark | SN of application |
|---------|---------------|---------------------------------|-----|----------------|-------------------|
| A23-1 | K6031090458 | PIN, FLAT HEAD HT M9.6-45.5 | 2 | | |
| A23-2 | K6215000412 | COLLAR, STKM W/HOLE M25.5-36-16 | 2 | | |
| A23-3 | K0341000002 | PIN, SNAP W/RETAINER M10 | 2 | | |
| A23-4 | K6010000150 | BUSH, FLANGED 25-32-30 | 4 | | |
| A23-5 | K0000060152 | BOLT, M6-15 | 2 | | 10148-10289 |
| A23a-5 | K0000080252 | BOLT, M8-25 | 2 | | 10290- |
| A23-6 | K0200060002 | WASHER, SPRING M6 | 2 | | 10148-10289 |
| A23a-6 | K0200080002 | WASHER, SPRING M8 | 2 | | 10290- |
| A23-7 | LM331--0205Z2 | SHAFT, FRONT LIFT ARM | 2 | | 10148-10289 |
| A23a-7 | LM331--0263Z2 | SHAFT, FRONT LIFT ARM | 2 | | 10290- |
| A23-8 | | | | | |
| A23-9 | K5011025372 | WASHER, SPCC 1-25.4-37 | 0-2 | for adjustment | |
| A23-10 | K1030000178 | SPRING, W/U HOOK M6-51-235 | 2 | | |
| A23-11 | LM2700-0202Z0 | SHAFT | 2 | | |
| A23-12 | K5051035470 | WASHER, C5191P 1-35-47 | 1 | | |
| A23-13 | K1440000010 | GREASE NIPPLE, STRAIGHT TYPE A | 2 | | |
| A23-14 | K0000080502 | BOLT, M8-50 | 2 | | |
| A23-15 | K0200080002 | WASHER, SPRING M8 | 4 | | |
| A23-16 | K5000080002 | WASHER, M8 | 2 | | |
| A23-17 | LM331--0213Z2 | GUIDE, HOSE | 2 | | |
| A23-18 | K0100100002 | NUT, M10 | 6 | | |
| A23-19 | K6122000312 | BOLT, ADJUSTING M10-80 | 2 | | |
| A23-20 | | | | | |
| A23-21 | K5051030420 | WASHER, C5191P 1-30-42 | 4 | | |
| A23-22 | K6000000080 | BUSH, COPPER 30-36-30 | 4 | | |
| A23-23 | K1440000020 | GREASE NIPPLE, TYPE C | 2 | | |
| A23-24 | | | | | |
| A23-25 | K0000100252 | BOLT, M10-25 | 2 | | |
| A23-26 | K0200100002 | WASHER, SPRING M10 | 3 | | |
| A23-27 | K5074510422 | WASHER, SPHC 4.5-10-42 | 1 | | |

A23.Lift arm section A for LH66

LM331

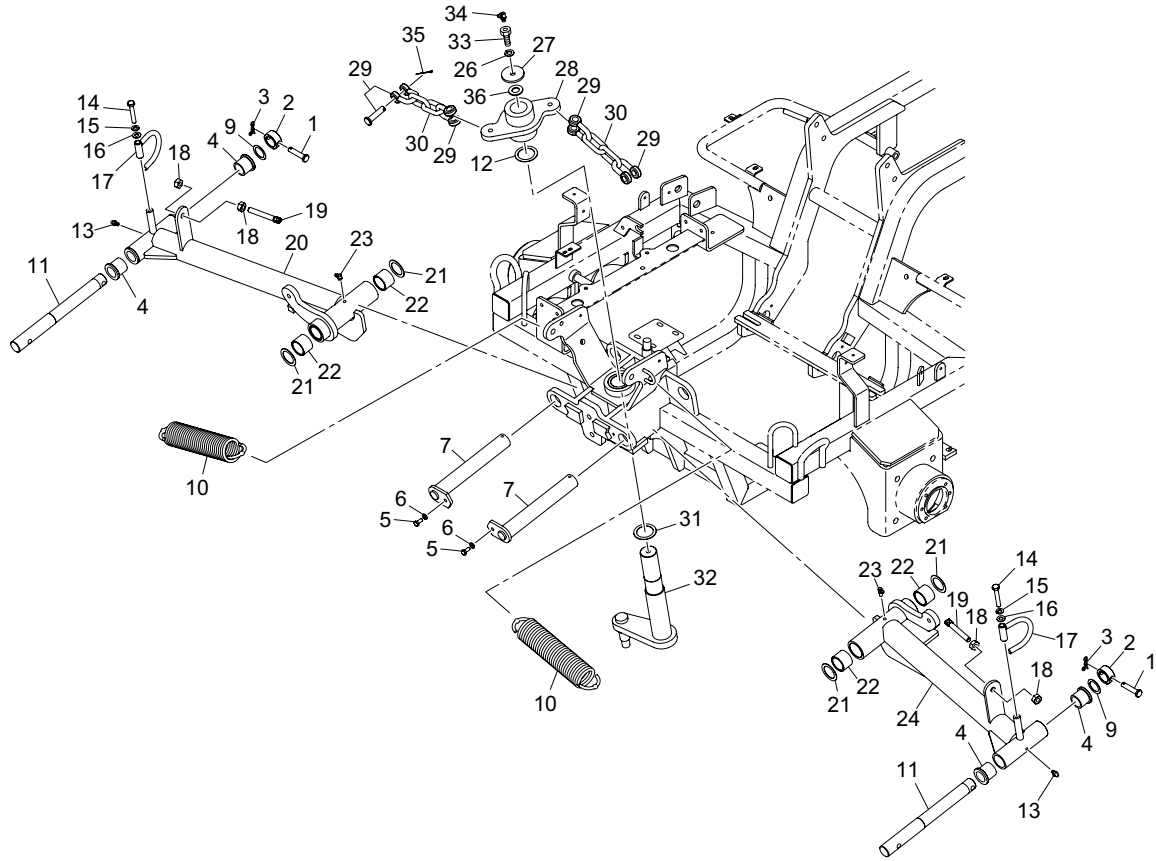


LM331_A23_z04

| Cat No. | Code No. | Part name | Qty | Remark | SN of application |
|---------|---------------|--------------------------------|-----|----------------|-------------------|
| A23-28 | LM331--0242A2 | LEVER, MOWER LIFT CAM | 1 | | |
| A23-29 | K0411000002 | SHACKLES, M10 | 4 | | |
| A23-30 | K4534000032 | CHAINS, SIDE LINK A9-2 LINKS | 2 | | |
| A23-31 | K5051040520 | WASHER, C5191P 1-40-52 | 1 | | |
| A23-32 | LM331--0262ZD | ARM, FRONT LIFT (RH) | 1 | | |
| A23-33 | LM331--0261ZD | ARM, FRONT LIFT (LH) | 1 | | |
| A23-34 | LM331--0252Z2 | BRACKET, CONNECTING CHAIN (RH) | 1 | | |
| A23-35 | LM331--0251Z2 | BRACKET, CONNECTING CHAIN (LH) | 1 | | |
| A23-36 | LM331--0253Z2 | CHAIN, W/M10 SCREW SHAFT | 2 | | |
| A23-37 | LM331--0254Z2 | COLLAR, STEPPED | 2 | | |
| A23-38 | K0100060002 | NUT, M6 | 4 | | |
| A23-39 | K0023060151 | SETSCREW, M6-15 | 4 | | |
| A23-40 | K0010080302 | BOLT, HT M8-30 | 2 | | |
| A23-41 | K0100080002 | NUT, M8 | 2 | | |
| A23-42 | K5012308242 | WASHER, SPCC 2.3-8-24 | 4 | | |
| A23-43 | LM331--0241AD | LEVER, LIFTING MOWER | 1 | | |
| A23-44 | K0071001202 | BOLT, M10-25 W/ NIPPLE HOLE | 1 | | |
| A23-45 | K1440000030 | GREASE NIPPLE, TYPE B | 1 | | |
| A23-46 | K0300032222 | PIN, COTTER M3.2-22 | 4 | | 10200- |
| A23-47 | K5011016282 | WASHER, SPCC 1-16-28 | 0-1 | for adjustment | 10148-20079 |
| A23a-47 | K5011010202 | WASHER, SPCC 1-10-20 | 0-1 | for adjustment | 20080- |

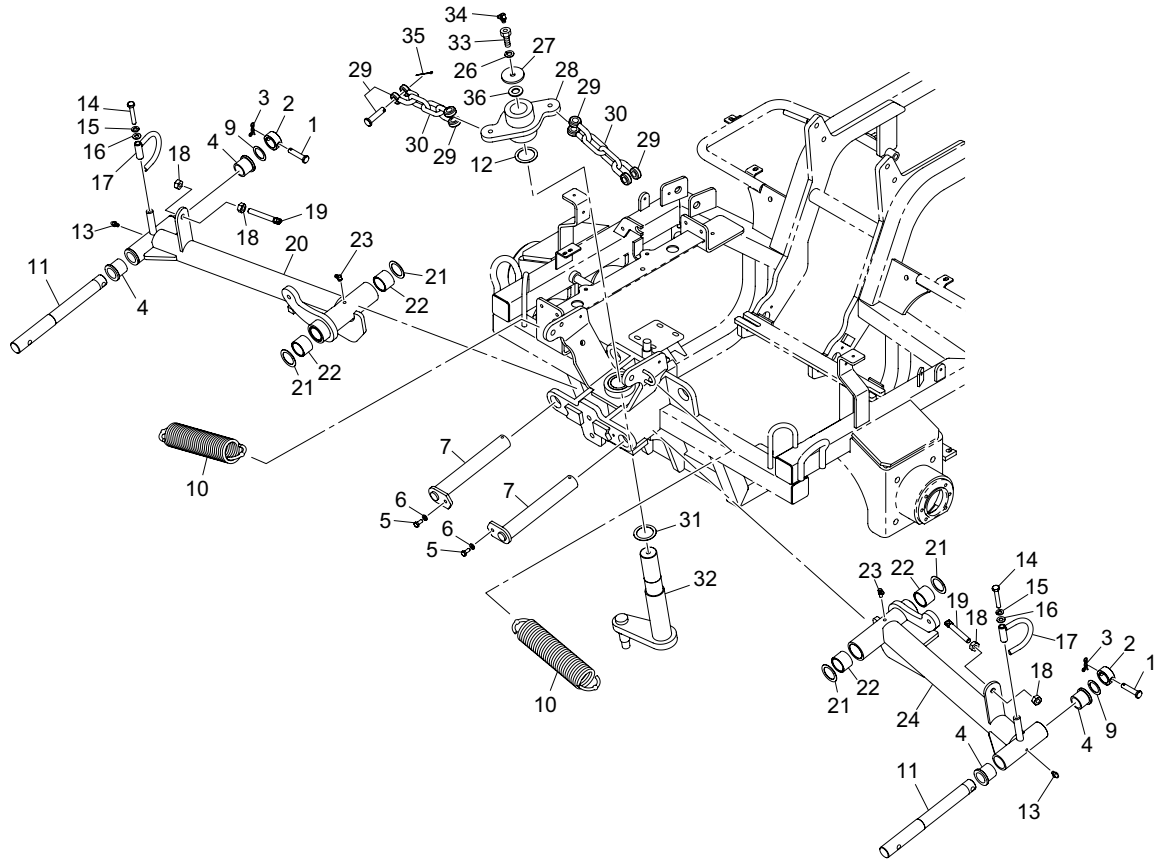
B23.Lift arm section B for LS66

LM331



LM331_B23_z03

| Cat No. | Code No. | Part name | Qty | Remark | SN of application |
|---------|---------------|---------------------------------|-----|----------------|-------------------|
| B23-1 | K6031090458 | PIN, FLAT HEAD HT M9.6-45.5 | 2 | | |
| B23-2 | K6215000412 | COLLAR, STKM W/HOLE M25.5-36-16 | 2 | | |
| B23-3 | K0341000002 | PIN, SNAP W/RETAINER M10 | 2 | | |
| B23-4 | K6010000150 | BUSH, FLANGED 25-32-30 | 4 | | |
| B23-5 | K0000060152 | BOLT, M6-15 | 2 | | 10148-10289 |
| B23a-5 | K0000080252 | BOLT, M8-25 | 2 | | 10290- |
| B23-6 | K0200060002 | WASHER, SPRING M6 | 2 | | 10148-10289 |
| B23a-6 | K0200080002 | WASHER, SPRING M8 | 2 | | 10290- |
| B23-7 | LM331--0205Z2 | SHAFT, FRONT LIFT ARM | 2 | | 10148-10289 |
| B23a-7 | LM331--0263Z2 | SHAFT, FRONT LIFT ARM | 2 | | 10290- |
| B23-8 | | | | | |
| B23-9 | K5011025372 | WASHER, SPCC 1-25.4-37 | 0-2 | for adjustment | |
| B23-10 | K1030000178 | SPRING, W/U HOOK M6-51-235 | 2 | | |
| B23-11 | LM2700-0202Z0 | SHAFT | 2 | | |
| B23-12 | K5051035470 | WASHER, C5191P 1-35-47 | 1 | | |
| B23-13 | K1440000010 | GREASE NIPPLE, STRAIGHT TYPE A | 2 | | |
| B23-14 | K0000080502 | BOLT, M8-50 | 2 | | |
| B23-15 | K0200080002 | WASHER, SPRING M8 | 2 | | |
| B23-16 | K5000080002 | WASHER, M8 | 2 | | |
| B23-17 | LM331--0213Z2 | GUIDE, HOSE | 2 | | |
| B23-18 | K0100100002 | NUT, M10 | 4 | | |
| B23-19 | K6122000312 | BOLT, ADJUSTING M10-80 | 2 | | |
| B23-20 | LM331--0204ZD | ARM, FRONT LIFT (RH) | 1 | | |
| B23-21 | K5051030420 | WASHER, C5191P 1-30-42 | 4 | | |
| B23-22 | K6000000080 | BUSH, COPPER 30-36-30 | 4 | | |
| B23-23 | K1440000020 | GREASE NIPPLE, TYPE C | 2 | | |
| B23-24 | LM331--0202ZD | ARM, FRONT LIFT (LH) | 1 | | |
| B23-25 | | | | | |
| B23-26 | K0200100002 | WASHER, SPRING M10 | 1 | | |
| B23-27 | K5074510422 | WASHER, SPHC 4.5-10-42 | 1 | | |

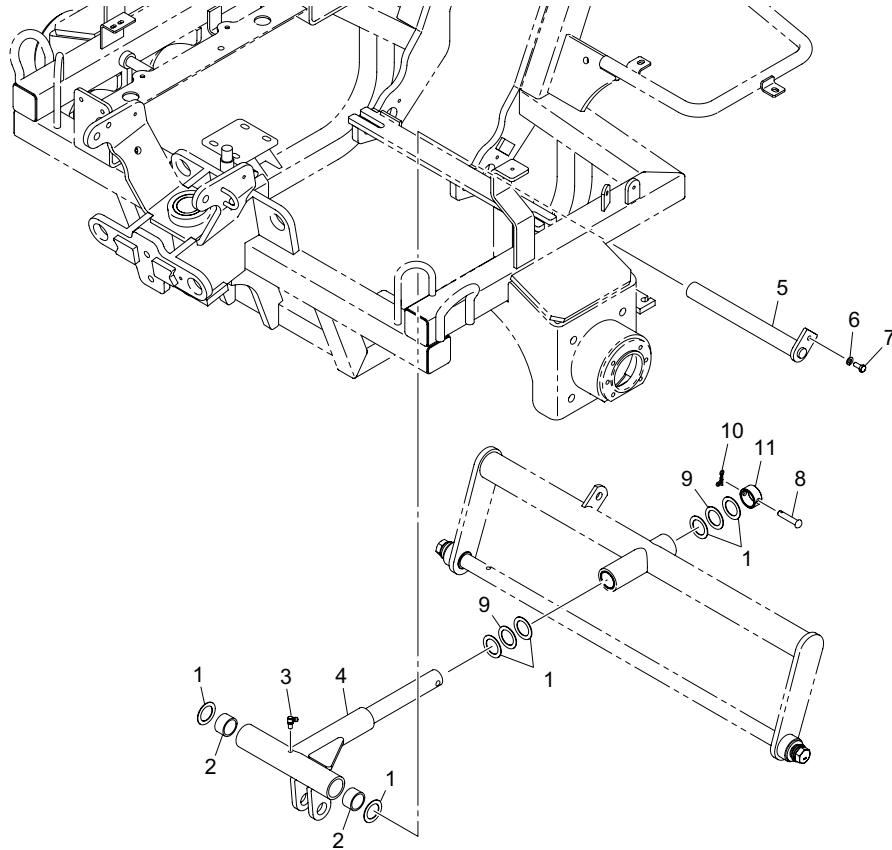


LM331_B23_z03

| Cat No. | Code No. | Part name | Qty | Remark | SN of application |
|---------|---------------|------------------------------|-----|----------------|-------------------|
| B23-28 | LM331--0242A2 | LEVER, MOWER LIFT CAM | 1 | | |
| B23-29 | K0411000002 | SHACKLES, M10 | 4 | | |
| B23-30 | K4534000032 | CHAINS, SIDE LINK A9-2 LINKS | 2 | | |
| B23-31 | K5051040520 | WASHER, C5191P 1-40-52 | 1 | | |
| B23-32 | LM331--0241AD | LEVER, LIFTING MOWER | 1 | | |
| B23-33 | K0071001202 | BOLT, M10-25 W/ NIPPLE HOLE | 1 | | |
| B23-34 | K1440000030 | GREASE NIPPLE, TYPE B | 1 | | |
| B23-35 | K0300032222 | PIN, COTTER M3.2-22 | 4 | | 10200- |
| B23-36 | K5011016282 | WASHER, SPCC 1-16-28 | 0-1 | for adjustment | 10148-20079 |
| B23a-36 | K5011010202 | WASHER, SPCC 1-10-20 | 0-1 | for adjustment | 20080- |
| | | | | | |
| | | | | | |
| | | | | | |
| | | | | | |

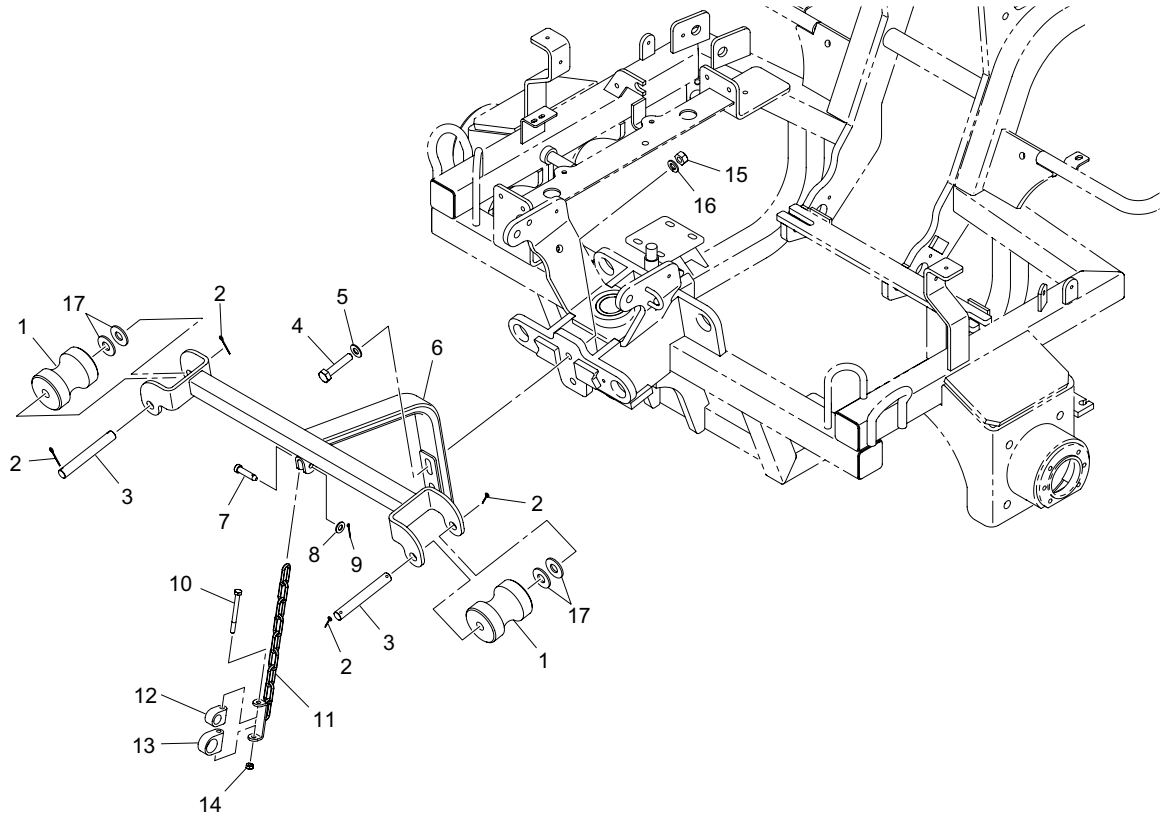
24.Lift arm section C

LM331



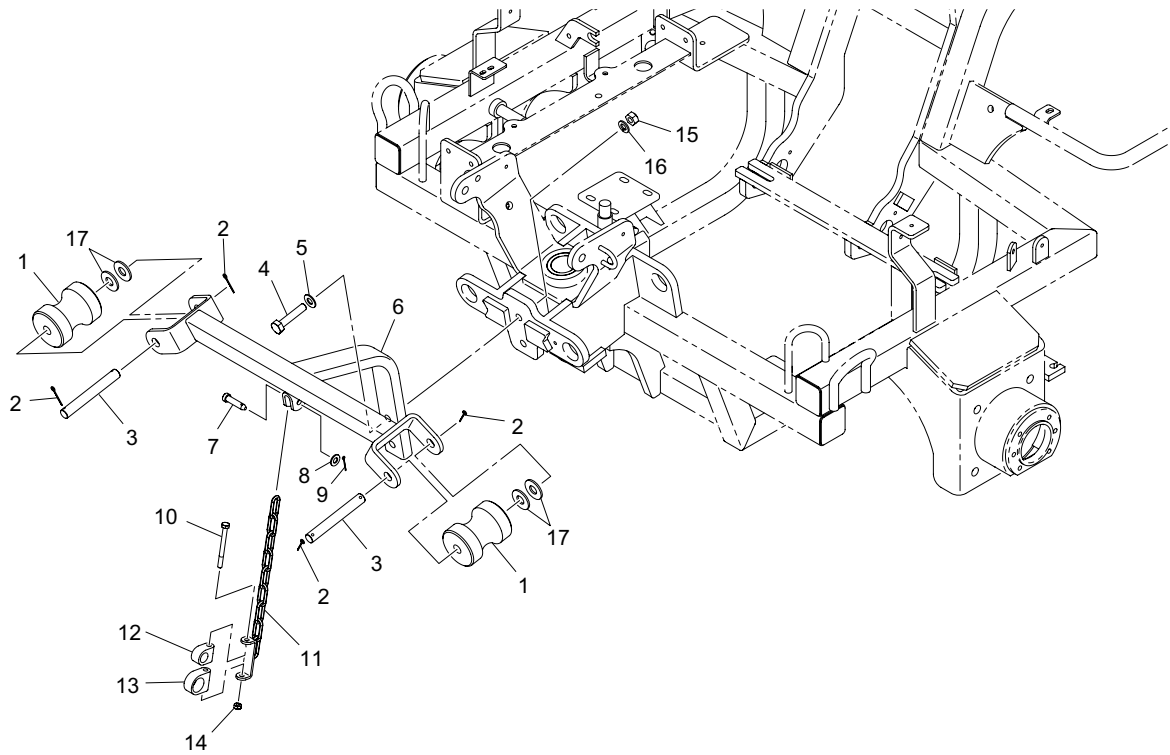
LM331_024_z01

| Cat No. | Code No. | Part name | Qty | Remark | SN of application |
|---------|---------------|-------------------------------|-----|--------|-------------------|
| 24-1 | K5051025370 | WASHER, C5191P 1-25.4-37 | 6 | | |
| 24-2 | K6000000390 | BUSH, COPPER 25.4-30.2-20 | 2 | | |
| 24-3 | K1440000020 | GREASE NIPPLE, TYPE C | 1 | | |
| 24-4 | LM331--0207ZD | ARM, REAR LIFT | 1 | | |
| 24-5 | LM331--0208Z2 | SHAFT, REAR LIFT ARM | 1 | | |
| 24-6 | K0200060002 | WASHER, SPRING M6 | 1 | | |
| 24-7 | K0000060152 | BOLT, M6-15 | 1 | | |
| 24-8 | K6040080402 | PIN, ROUND HEAD M8-40 | 1 | | |
| 24-9 | K5011025372 | WASHER, SPCC 1-25.4-37 | 2 | | |
| 24-10 | K0340800002 | PIN, SNAP W/RETAINER M8 | 1 | | |
| 24-11 | K6215000142 | COLLAR, STKM W/HOLE M26-32-15 | 1 | | |
| | | | | | |
| | | | | | |
| | | | | | |
| | | | | | |



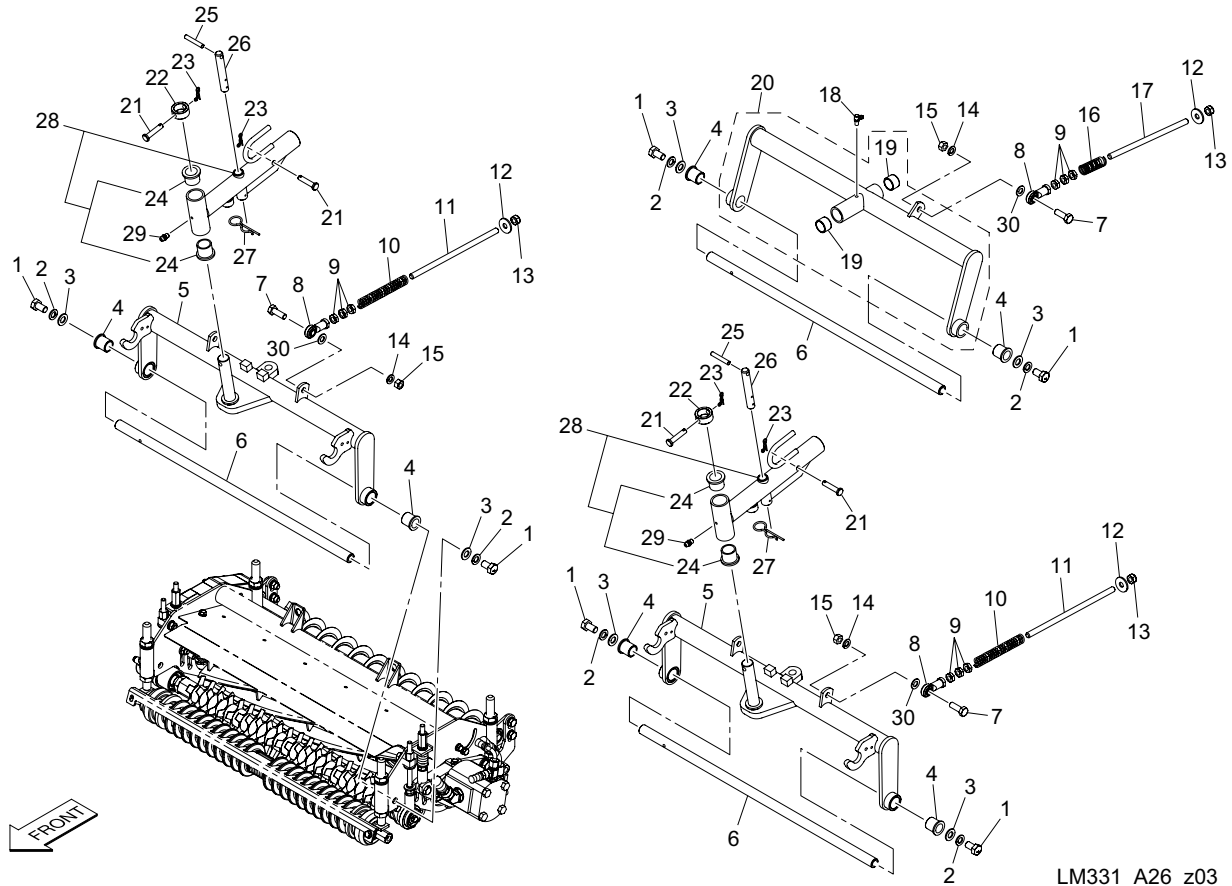
LM331_A25_z03

| Cat No. | Code No. | Part name | Qty | Remark | SN of application |
|---------|---------------|------------------------------------|-----|--------|-------------------|
| A25-1 | LM331--0232Z0 | ROLLER, GROOVED REAR | 2 | | |
| A25-2 | K0300032222 | PIN, COTTER M3.2-22 | 4 | | |
| A25-3 | LM331--0233Z2 | SHAFT | 2 | | 10174-10221 |
| A25a-3 | LM331--0256Z2 | SHAFT | 2 | | 10222- |
| A25-4 | K0000100502 | BOLT, M10-50 | 2 | | |
| A25-5 | K5000100002 | WASHER, M10 | 2 | | |
| A25-6 | LM331--0231AD | STOPPER, OSCIRATION OF FRONT MOWER | 1 | | 10174-10221 |
| A25a-6 | LM331--0255ZD | STOPPER, SWINGABLE FOR FRONT MOWER | 1 | | 10222- |
| A25-7 | K6031080352 | PIN, FLAT HEAD HT M8.2-35 | 1 | | |
| A25-8 | K5000080002 | WASHER, M8 | 1 | | |
| A25-9 | K0300020202 | PIN, COTTER M2-20 | 1 | | |
| A25-10 | K0000060702 | BOLT, M6-70 | 1 | | |
| A25-11 | LM331--0234Z2 | CHAIN, HANGING | 1 | | |
| A25-12 | K4260000220 | CLAMP, PIPE LN15 | 1 | | |
| A25-13 | K4260000260 | CLAMP, PIPE LN22 | 1 | | |
| A25-14 | K0144060002 | NUT, W/F-RING M6 | 1 | | |
| A25-15 | K0100100002 | NUT, M10 | 2 | | |
| A25-16 | K0200100002 | WASHER, SPRING M10 | 2 | | |
| A25-17 | K5074514322 | WASHER, SPHC 4.5-14-32 | 4 | | 10222- |
| | | | | | |
| | | | | | |



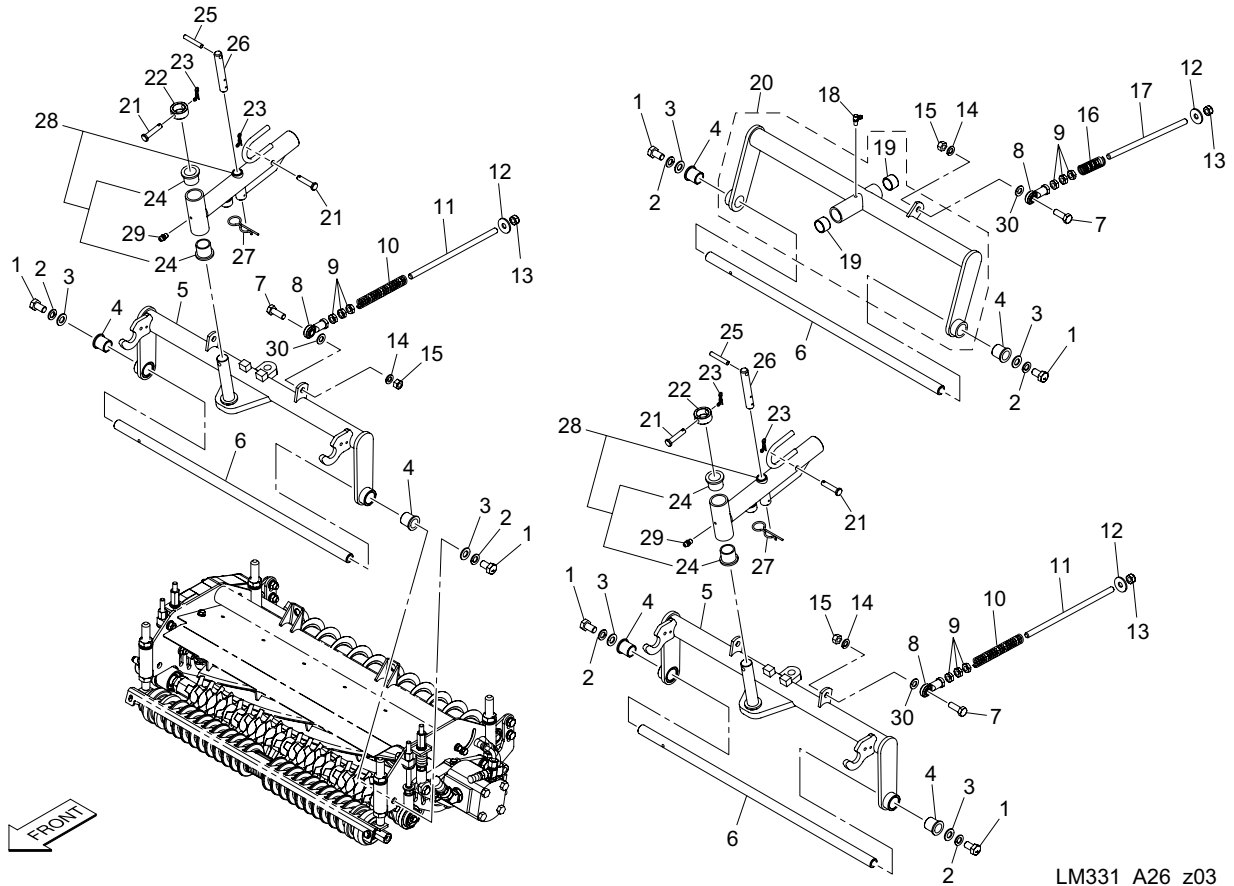
LM331_B25_z02

| Cat No. | Code No. | Part name | Qty | Remark | SN of application |
|---------|---------------|------------------------------------|-----|--------|-------------------|
| B25-1 | LM331--0232Z0 | ROLLER, GROOVED REAR | 2 | | |
| B25-2 | K0300032222 | PIN, COTTER M3.2-22 | 4 | | |
| B25-3 | LM331--0233Z2 | SHAFT | 2 | | 10174-10218 |
| B25a-3 | LM331--0256Z2 | SHAFT | 2 | | 10219- |
| B25-4 | K0000100502 | BOLT, M10-50 | 2 | | |
| B25-5 | K5000100002 | WASHER, M10 | 2 | | |
| B25-6 | LM331--6221ZD | STOPPER, OSCIRATION OF FRONT MOWER | 1 | | 10174-10218 |
| B25a-6 | LM331--6222ZD | STOPPER, SWINGABLE FOR FRONT MOWER | 1 | | 10219- |
| B25-7 | K6031080352 | PIN, FLAT HEAD HT M8.2-35 | 1 | | |
| B25-8 | K5000080002 | WASHER, M8 | 1 | | |
| B25-9 | K0300020202 | PIN, COTTER M2-20 | 1 | | |
| B25-10 | K0000060702 | BOLT, M6-70 | 1 | | |
| B25-11 | LM331--0234Z2 | CHAIN, HANGING | 1 | | |
| B25-12 | K4260000220 | CLAMP, PIPE LN15 | 1 | | |
| B25-13 | K4260000260 | CLAMP, PIPE LN22 | 1 | | |
| B25-14 | K0144060002 | NUT, W/F-RING M6 | 1 | | |
| B25-15 | K0100100002 | NUT, M10 | 2 | | |
| B25-16 | K0200100002 | WASHER, SPRING M10 | 2 | | |
| B25-17 | K5074514322 | WASHER, SPHC 4.5-14-32 | 4 | | 10219- |
| | | | | | |
| | | | | | |



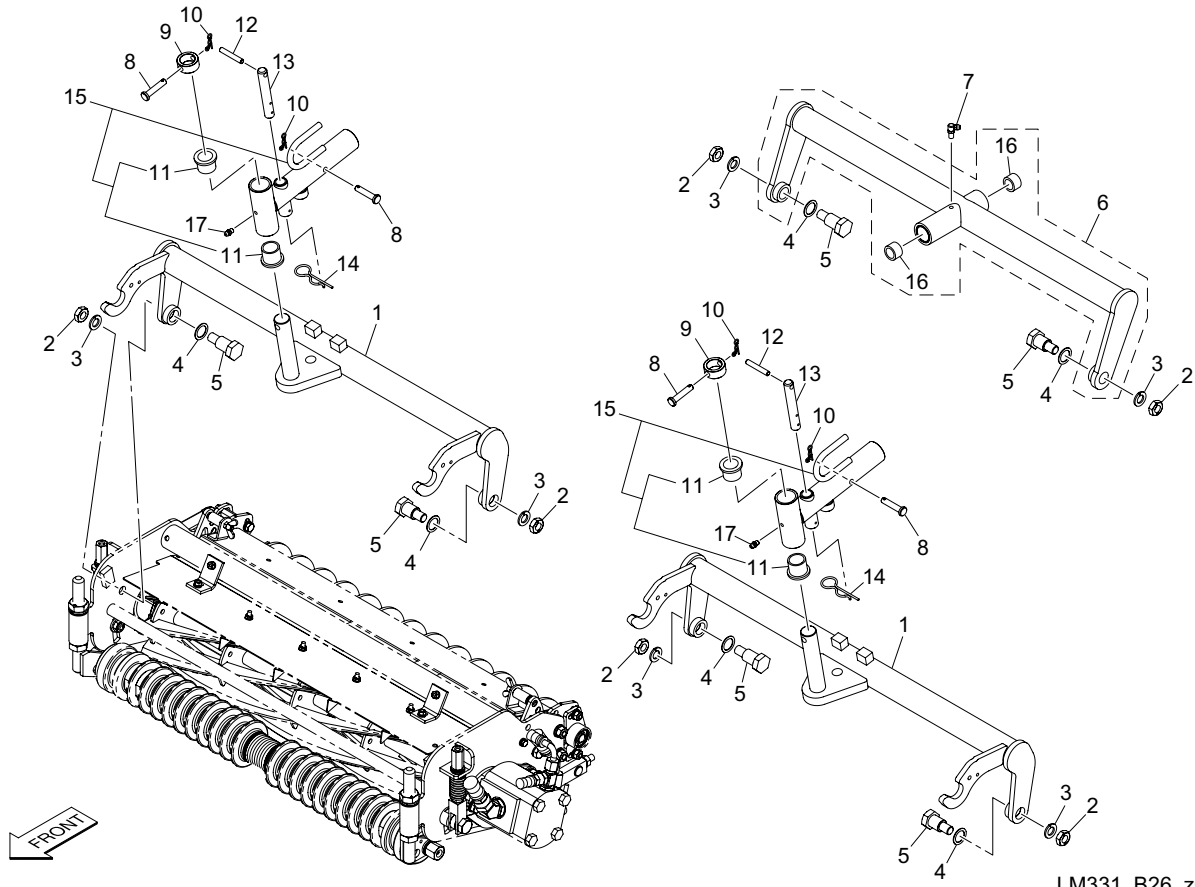
LM331_A26_z03

| Cat No. | Code No. | Part name | Qty | Remark | SN of application |
|---------|---------------|----------------------------------|-----|--------|-------------------|
| A26-1 | K0001140252 | BOLT, P1.5 M14-25 | 6 | | |
| A26-2 | K0200140002 | WASHER, SPRING M14 | 6 | | |
| A26-3 | K5000140002 | WASHER, M14 | 6 | | |
| A26-4 | K6010000130 | BUSH, FLANGED 22-28-30 | 6 | | |
| A26-5 | LM331--0102ZR | ARM, FRONT MOWER | 2 | | |
| A26-6 | LM2700-0140Z8 | STAY, FRONT | 3 | | |
| A26-7 | K0000120352 | BOLT, M12-35 | 3 | | 20001-20054 |
| A26a-7 | K0000120402 | BOLT, M12-40 | 3 | | 20055- |
| A26-8 | K1607120000 | JOINT, SPHERICAL PHS12EC | 3 | | |
| A26-9 | K0102120002 | NUT, M12-3 | 9 | | |
| A26-10 | K1000000118 | SPRING, COMPRESSION M3-21-150 | 2 | | |
| A26-11 | LM331--0121Z2 | SHAFT, SCREWED M12-280 | 2 | | |
| A26-12 | K5073212352 | WASHER, SPHC 3.2-12-35 | 3 | | |
| A26-13 | K0144120002 | NUT, W/F-RING M12 | 3 | | |
| A26-14 | K0200120002 | WASHER, SPRING M12 | 3 | | |
| A26-15 | K0100120002 | NUT, M12 | 3 | | |
| A26-16 | K1000000968 | SPRING, COMPRESSION M2.3-19.6-70 | 1 | | |
| A26-17 | LM2700-0219Z2 | SHAFT, THREADED M12-240 | 1 | | |
| A26-18 | K1440000020 | GREASE NIPPLE, TYPE C | 1 | | |
| A26-19 | K6000000120 | BUSH, 25.4-30.1-20 | 2 | | |
| A26-20 | LM331--0112ZR | ARM, REAR MOWER | 1 | | |
| A26-21 | K6031090458 | PIN, FLAT HEAD HT M9.6-45.5 | 4 | | |
| A26-22 | K6215000412 | COLLAR, STKM W/HOLE M25.5-36-16 | 2 | | |
| A26-23 | K0341000002 | PIN, SNAP W/RETAINER M10 | 4 | | |
| A26-24 | K6010000150 | BUSH, FLANGED 25-32-30 | 4 | | |
| A26-25 | K0320080501 | PIN, SPRING M8-50 | 2 | | |
| A26-26 | LM526A-0208A8 | SHAFT, STOPPER | 2 | | |
| A26-27 | K0332200008 | PIN, SNAP M22 | 2 | | |
| A26-28 | LM331--0222ZR | JOINT, MOWER | 2 | | |
| A26-29 | K1440000010 | GREASE NIPPLE, STRAIGHT TYPE A | 2 | | |



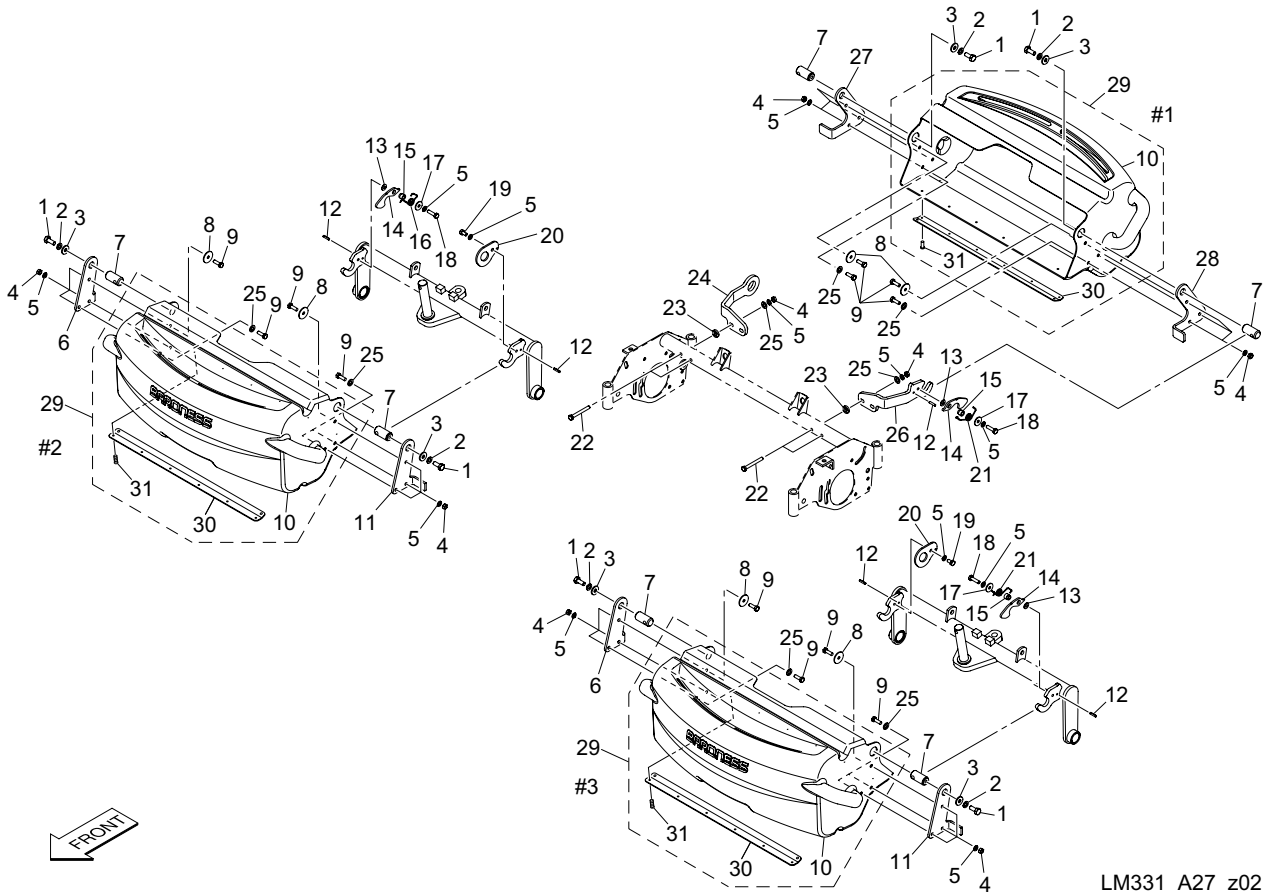
LM331_A26_z03

| Cat No. | Code No. | Part name | Qty | Remark | SN of application |
|---------|-------------|-------------|-----|--------|-------------------|
| A26-30 | K5000120002 | WASHER, M12 | 3 | | 20055- |
| | | | | | |
| | | | | | |
| | | | | | |
| | | | | | |
| | | | | | |
| | | | | | |
| | | | | | |
| | | | | | |



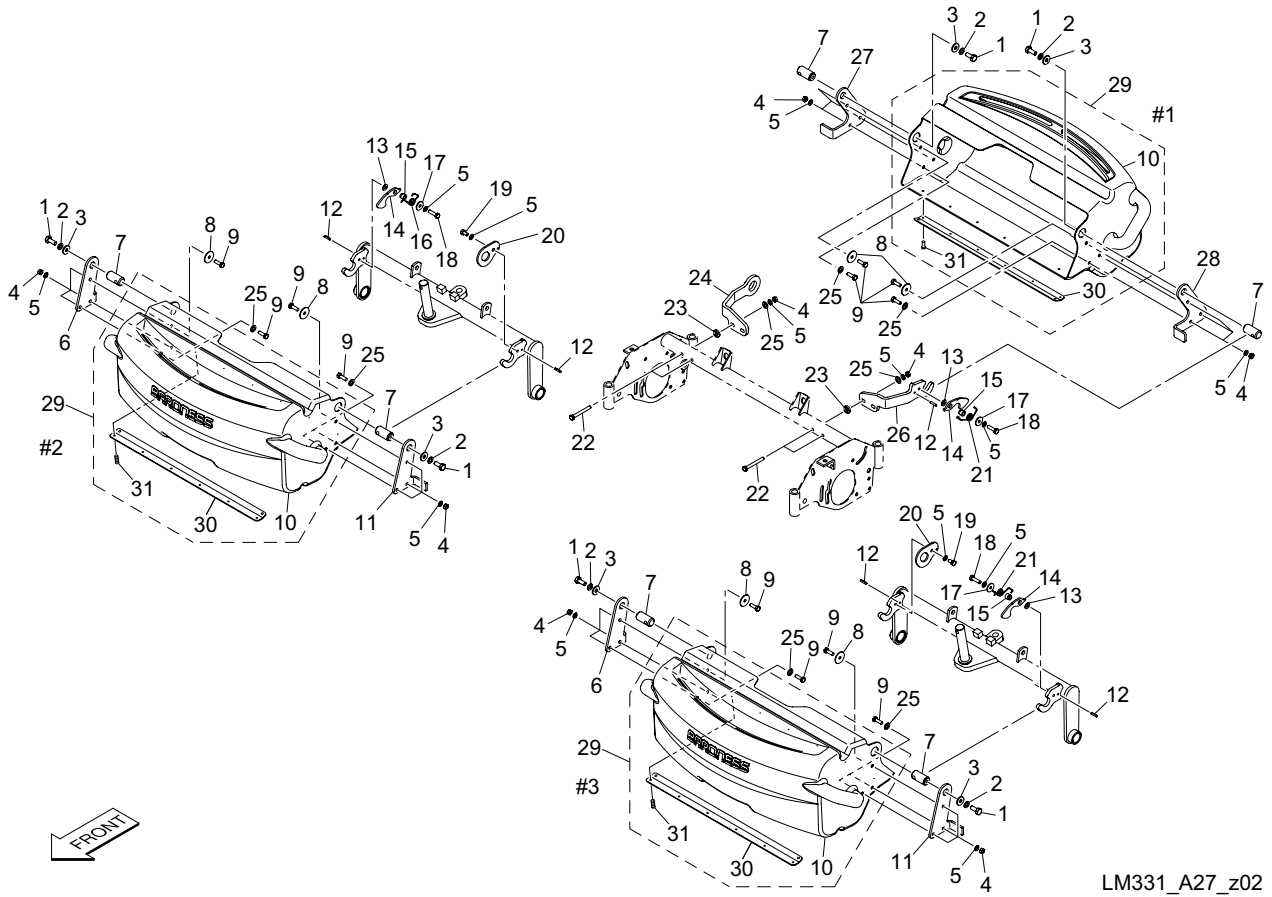
LM331_B26_z02

| Cat No. | Code No. | Part name | Qty | Remark | SN of application |
|---------|---------------|---------------------------------|-----|--------|-------------------|
| B26-1 | LM331--6101AR | ARM, FRONT MOWER | 2 | | 10174-10206 |
| B26a-1 | LM331--6101BR | ARM, FRONT MOWER | 2 | | 10207- |
| B26-2 | K0105140002 | NUT, P1.5 M14-3 | 6 | | |
| B26-3 | K0212140002 | WASHER, DISK SPRING 1L M14 | 6 | | |
| B26-4 | K5011020282 | WASHER, SPCC 1-20-28 | 6 | | |
| B26-5 | K6082000132 | BOLT, STEPPED FOR FIXING FRAME | 6 | | |
| B26-6 | LM331--6102ZR | ARM, REAR MOWER | 1 | | |
| B26-7 | K1440000020 | GREASE NIPPLE, TYPE C | 1 | | |
| B26-8 | K6031090458 | PIN, FLAT HEAD HT M9.6-45.5 | 4 | | |
| B26-9 | K6215000412 | COLLAR, STKM W/HOLE M25.5-36-16 | 2 | | |
| B26-10 | K0341000002 | PIN, SNAP W/RETAINER M10 | 4 | | |
| B26-11 | K6010000150 | BUSH, FLANGED 25-32-30 | 4 | | |
| B26-12 | K0320080501 | PIN, SPRING M8-50 | 2 | | |
| B26-13 | LM526A-0208A8 | SHAFT, STOPPER | 2 | | |
| B26-14 | K0332200008 | PIN, SNAP M22 | 2 | | |
| B26-15 | LM331--6212ZR | JOINT, MOWER | 2 | | |
| B26-16 | K6000000120 | BUSH, 25.4-30.1-20 | 2 | | |
| B26-17 | K1440000010 | GREASE NIPPLE, STRAIGHT TYPE A | 2 | | |
| | | | | | |
| | | | | | |



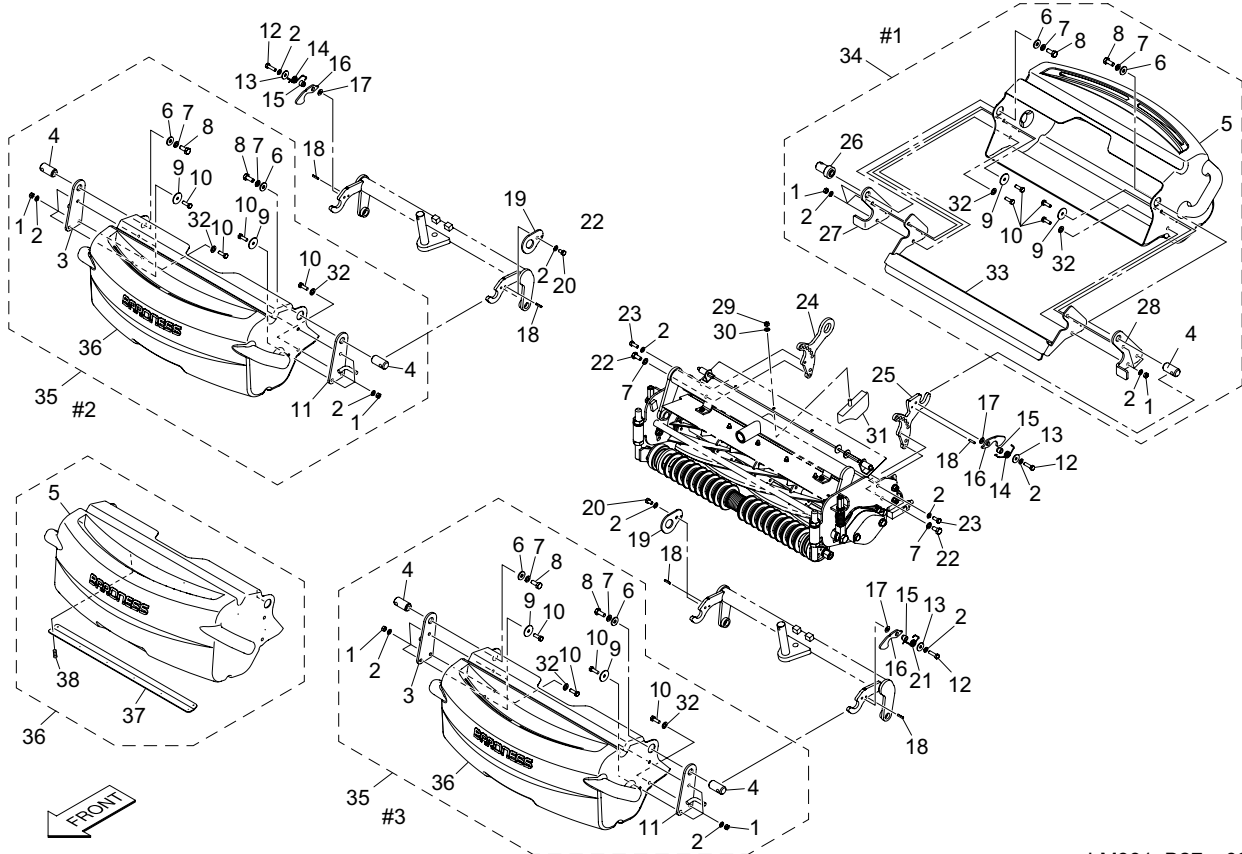
LM331_A27_z02

| Cat No. | Code No. | Part name | Qty | Remark | SN of application |
|---------|---------------|-------------------------------------|-----|--------|-------------------|
| A27-1 | K0000100252 | BOLT, M10-25 | 6 | | |
| A27-2 | K0200100002 | WASHER, SPRING M10 | 6 | | |
| A27-3 | K5073210262 | WASHER, SPHC 3.2-10-26 | 6 | | |
| A27-4 | K0100080002 | NUT, M8 | 22 | | |
| A27-5 | K0200080002 | WASHER, SPRING M8 | 27 | | |
| A27-6 | LH6690-6101ZD | BRACKET, (LH) | 2 | | |
| A27-7 | LS66---6101Z2 | PIN, GRASS CATCHER | 6 | | |
| A27-8 | K5012308352 | WASHER, SPCC 2.3-8-35 | 12 | | |
| A27-9 | K0000080252 | BOLT, M8-25 | 18 | | |
| A27-10 | LS66---6001Z0 | GRASS CATCHER, 26 | 3 | | |
| A27-11 | LH6690-6102ZD | BRACKET, (RH) | 2 | | |
| A27-12 | K0320050221 | PIN, SPRING M5-22 | 5 | | |
| A27-13 | K5051008180 | WASHER, C5191P 1-8-18 | 3 | | |
| A27-14 | LS66---6102AD | HOOK | 3 | | |
| A27-15 | LS66---6103Z2 | COLLAR, 8.5 | 3 | | |
| A27-16 | LS66---6104Z8 | SPRING, TORSION W/U-SHAPED END (RH) | 1 | | |
| A27-17 | K5012308262 | WASHER, SPCC 2.3-8-26 | 3 | | |
| A27-18 | K0000080302 | BOLT, M8-30 | 3 | | |
| A27-19 | K0000080152 | BOLT, M8-15 | 2 | | |
| A27-20 | LM331--7306ZD | HOLDER, BUCKET | 2 | | |
| A27-21 | LS66---6105Z8 | SPRING, TORSION W/U-SHAPED END (LH) | 2 | | |
| A27-22 | K0000080702 | BOLT, M8-70 | 4 | | |
| A27-23 | K6500000102 | WASHER, SS41 M5-10.5-22 | 4 | | |
| A27-24 | LM331--1302ZR | RECEIVER, GRASS CATCHER REAR (RH) | 1 | | |
| A27-25 | K5000080002 | WASHER, M8 | 10 | | |
| A27-26 | LM331--1301ZR | RECEIVER, GRASS CATCHER REAR (LH) | 1 | | |
| A27-27 | LM331--1306ZD | BRACKET, GRASS CATCHER (RH) | 1 | | |
| A27-28 | LM331--1305ZD | BRACKET, GRASS CATCHER (LH) | 1 | | |
| A27-29 | LS66---6010Z0 | GRASS CATCHER COMP, 26 | 3 | | |
| A27-30 | LS66---6005ZD | PLATE, REINFORCEMENT | 3 | | |



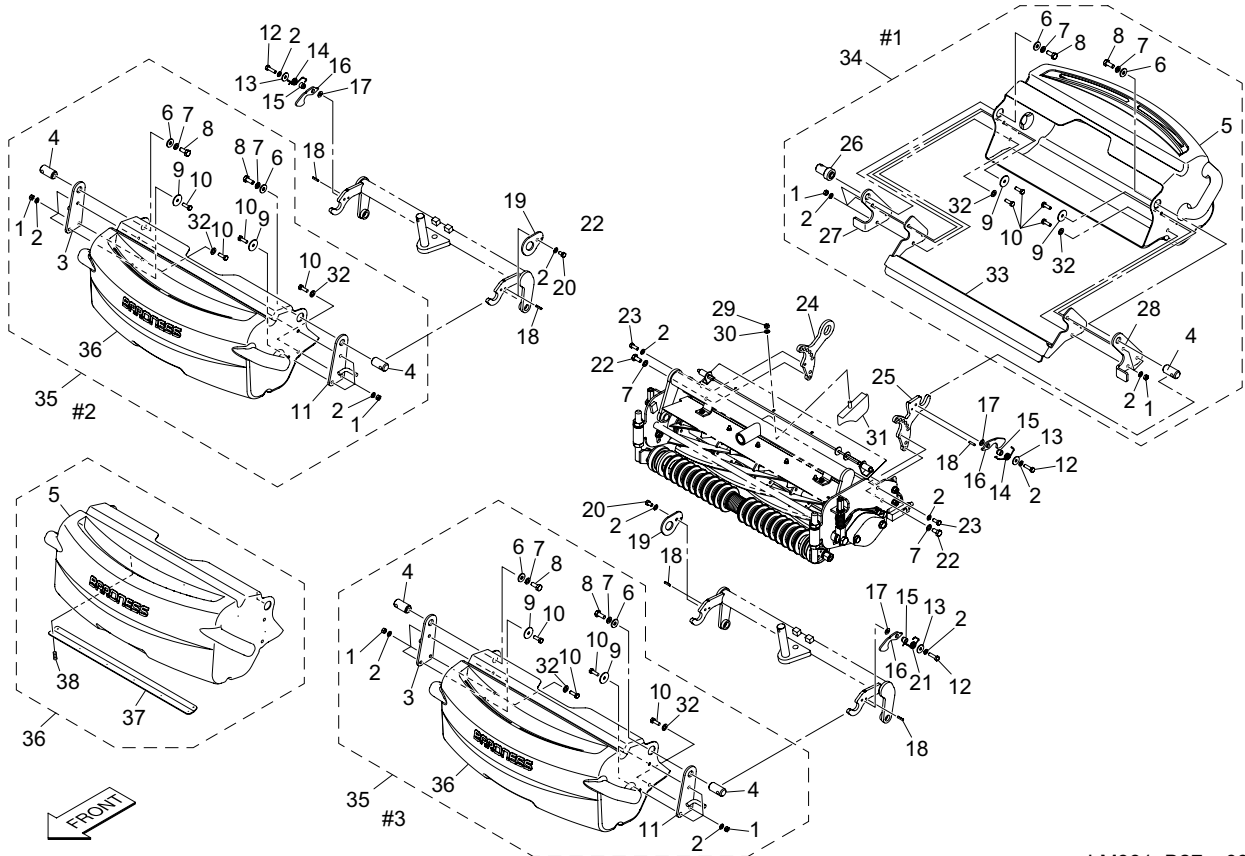
LM331_A27_z02

| Cat No. | Code No. | Part name | Qty | Remark | SN of application |
|---------|-------------|-----------------------------|-----|--------|-------------------|
| A27-31 | K4510615160 | RIVET, BLIND AVEX 1661-0516 | 18 | | |
| | | | | | |
| | | | | | |
| | | | | | |
| | | | | | |
| | | | | | |
| | | | | | |
| | | | | | |
| | | | | | |
| | | | | | |



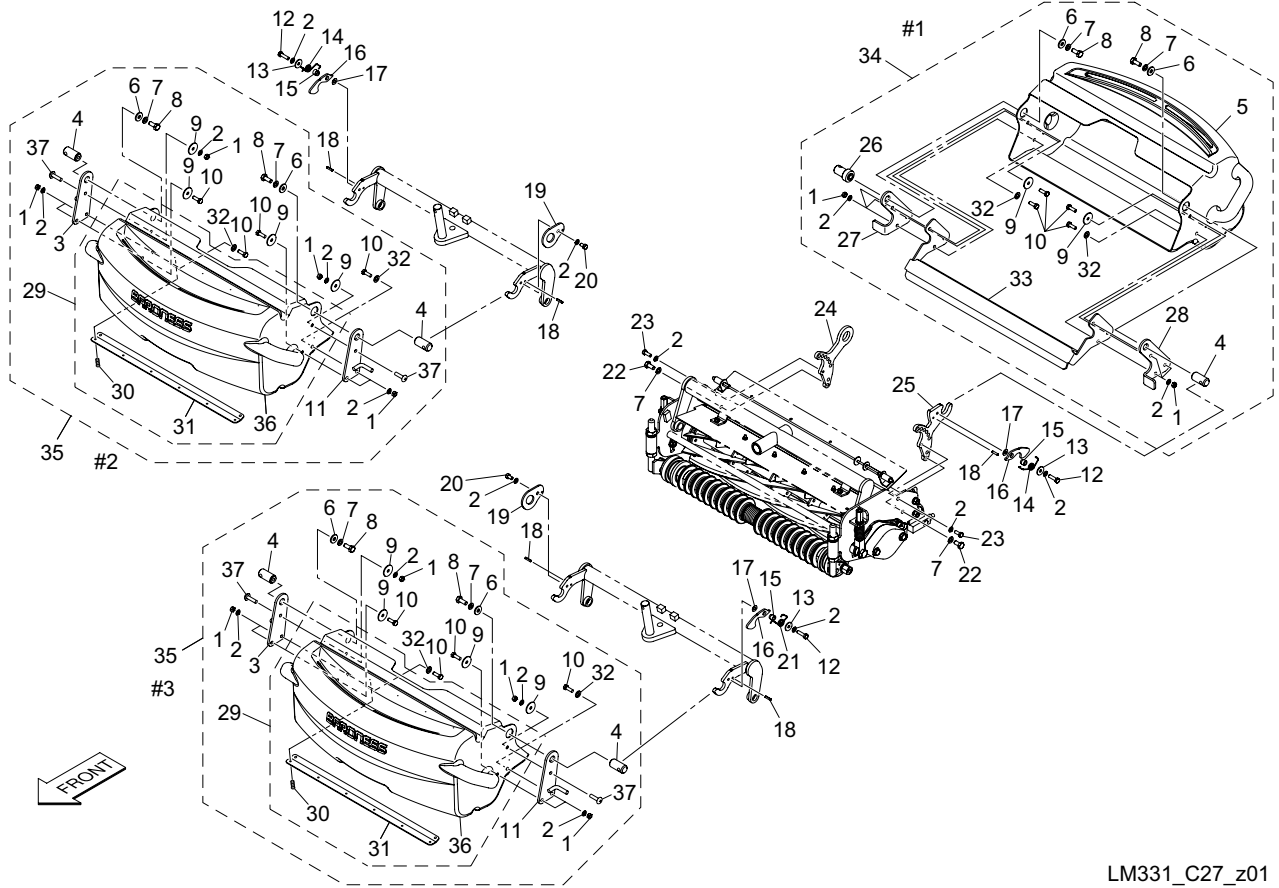
LM331_B27_z03

| Cat No. | Code No. | Part name | Qty | Remark | SN of application |
|---------|---------------|-------------------------------------|-----|--------|-------------------|
| B27-1 | K0100080002 | NUT, M8 | 18 | | |
| B27-2 | K0200080002 | WASHER, SPRING M8 | 25 | | |
| B27-3 | LS66---6108ZD | BRACKET, (RH) | 2 | | |
| B27-4 | LS66---6101Z2 | PIN, GRASS CATCHER | 5 | | |
| B27-5 | LS66---6001Z0 | GRASS CATCHER, 26 | 3 | | |
| B27-6 | K5073210262 | WASHER, SPHC 3.2-10-26 | 6 | | |
| B27-7 | K0200100002 | WASHER, SPRING M10 | 8 | | |
| B27-8 | K0000100252 | BOLT, M10-25 | 6 | | |
| B27-9 | K5012308352 | WASHER, SPCC 2.3-8-35 | 12 | | |
| B27-10 | K0000080252 | BOLT, M8-25 | 18 | | |
| B27-11 | LS66---6107ZD | BRACKET, (LH) | 2 | | |
| B27-12 | K0000080302 | BOLT, M8-30 | 3 | | |
| B27-13 | K5012308262 | WASHER, SPCC 2.3-8-26 | 3 | | |
| B27-14 | LS66---6105Z8 | SPRING, TORSION W/U-SHAPED END (LH) | 2 | | |
| B27-15 | LS66---6103Z2 | COLLAR, 8.5 | 3 | | |
| B27-16 | LS66---6102AD | HOOK | 3 | | |
| B27-17 | K5051008180 | WASHER, C5191P 1-8-18 | 3 | | |
| B27-18 | K0320050221 | PIN, SPRING M5-22 | 5 | | |
| B27-19 | LM331--7306ZD | HOLDER, BUCKET | 2 | | |
| B27-20 | K0000080152 | BOLT, M8-15 | 2 | | |
| B27-21 | LS66---6104Z8 | SPRING, TORSION W/U-SHAPED END (RH) | 1 | | |
| B27-22 | K0000100202 | BOLT, M10-20 | 2 | | |
| B27-23 | K0000080202 | BOLT, M8-20 | 2 | | |
| B27-24 | LM331--7304ZR | RECEIVER, GRASS CATCHER REAR (RH) | 1 | | |
| B27-25 | LM331--7303ZR | RECEIVER, GRASS CATCHER REAR (LH) | 1 | | |
| B27-26 | LM331--7305Z2 | PIN, STEPPED | 1 | | |
| B27-27 | LM331--7302ZD | BRACKET, GRASS CATCHER (RH) | 1 | | |
| B27-28 | LM331--7301ZD | BRACKET, GRASS CATCHER (LH) | 1 | | |
| B27-29 | K0144060002 | NUT, W/F-RING M6 | 4 | | |
| B27-30 | K0213060001 | WASHER, DISK SPRING 1H M6 | 4 | | |



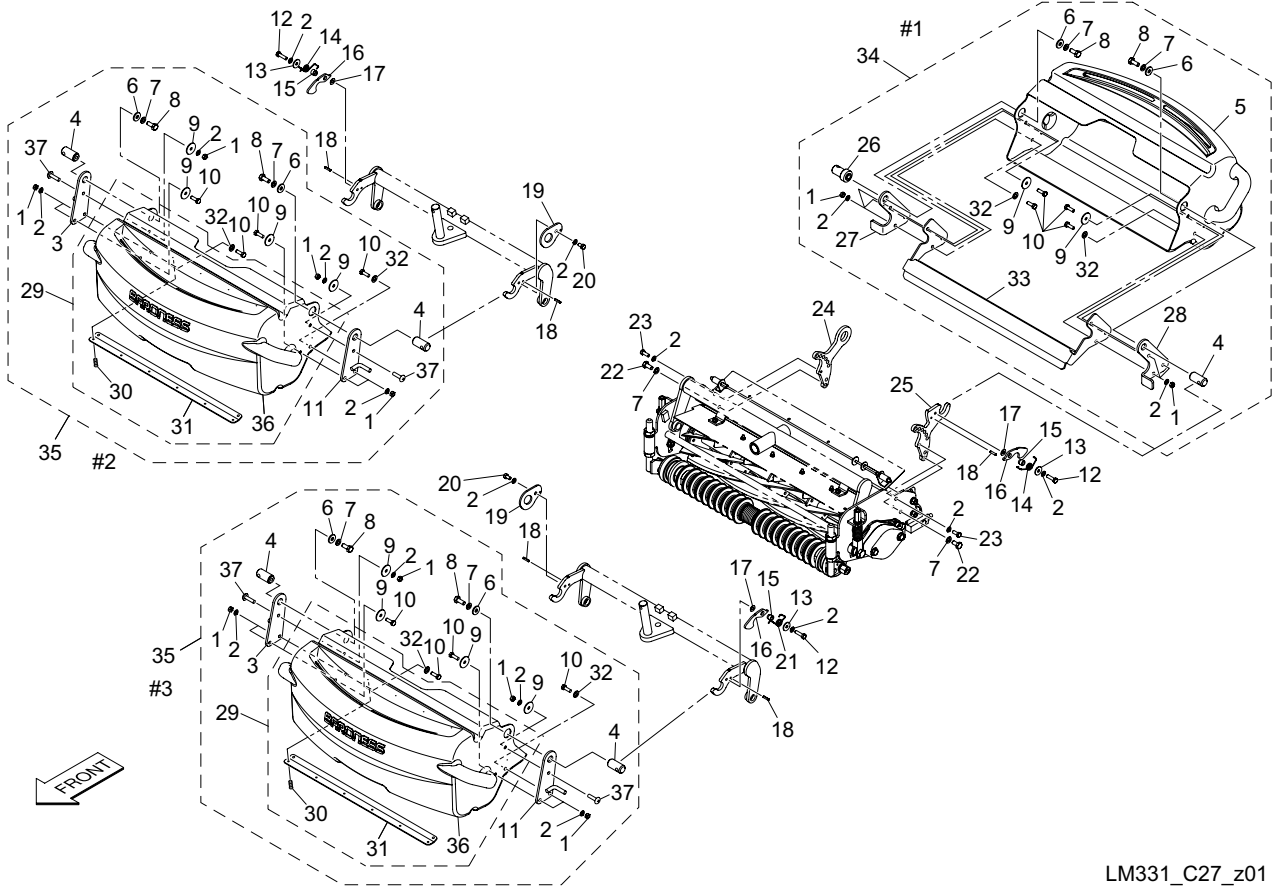
LM331_B27_z03

| Cat No. | Code No. | Part name | Qty | Remark | SN of application |
|---------|---------------|-----------------------------|-----|--------|-------------------|
| B27-31 | LM331--7307ZD | FIN, FOR REAR DISCHARGE | 4 | | |
| B27-32 | K5000080002 | WASHER, M8 | 6 | | |
| B27-33 | LS66--7004AD | PLATE, EXTENTION | 1 | | |
| B27-34 | LS66--7311Z0 | GRASS CATCHER ASSY, #1 | 1 | | |
| B27-35 | LS66--7312Z0 | GRASS CATCHER ASSY, #2 #3 | 2 | | |
| B27-36 | LS66--6010Z0 | GRASS CATCHER COMP, 26 | 2 | #2, #3 | |
| B27-37 | LS66--6005ZD | PLATE, REINFORCEMENT | 2 | #2, #3 | |
| B27-38 | K4510615160 | RIVET, BLIND AVEX 1661-0516 | 12 | #2, #3 | |
| | | | | | |
| | | | | | |
| | | | | | |
| | | | | | |
| | | | | | |



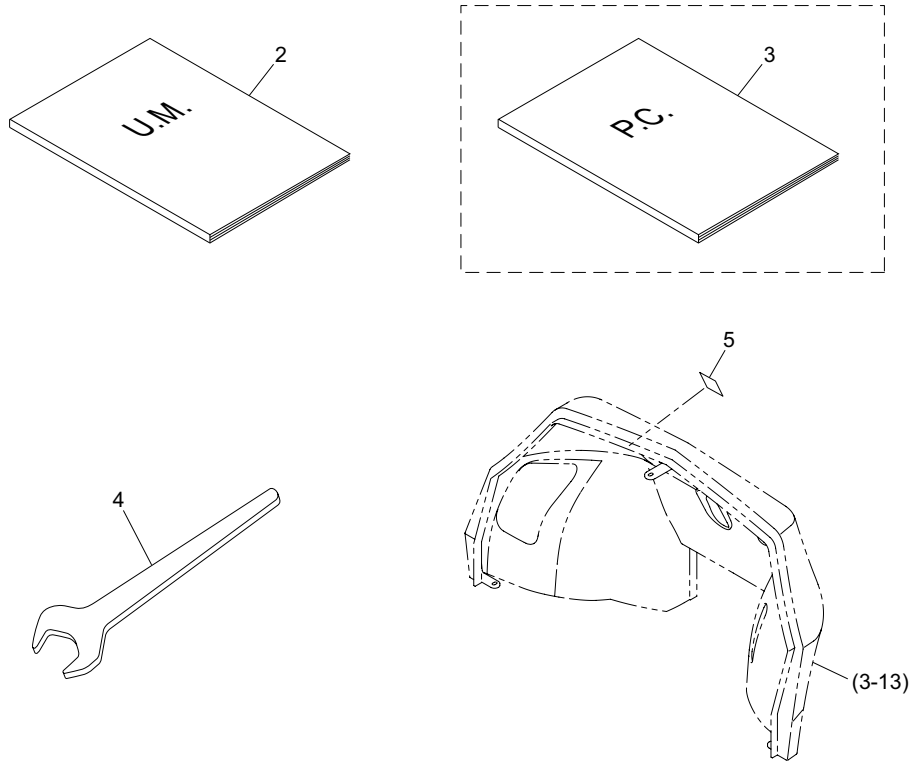
LM331_C27_z01

| Cat No. | Code No. | Part name | Qty | Remark | SN of application |
|---------|---------------|-------------------------------------|-----|--------|-------------------|
| C27-1 | K0100080002 | NUT, M8 | 18 | | |
| C27-2 | K0200080002 | WASHER, SPRING M8 | 25 | | |
| C27-3 | LS66---6110ZD | BRACKET, B | 2 | | |
| C27-4 | LS66---6101Z2 | PIN, GRASS CATCHER | 5 | | |
| C27-5 | LS66---6002Z0 | GRASS CATCHER, 26 | 1 | #1 | |
| C27-6 | K5073210262 | WASHER, SPHC 3.2-10-26 | 6 | | |
| C27-7 | K0200100002 | WASHER, SPRING M10 | 8 | | |
| C27-8 | K0000100252 | BOLT, M10-25 | 6 | | |
| C27-9 | K5012308352 | WASHER, SPCC 2.3-8-35 | 12 | | |
| C27a-10 | K0000080252 | BOLT, M8-25 | 14 | | |
| C27-11 | LS66---6109ZD | BRACKET, A | 2 | | |
| C27-12 | K0000080302 | BOLT, M8-30 | 3 | | |
| C27-13 | K5012308262 | WASHER, SPCC 2.3-8-26 | 3 | | |
| C27-14 | LS66---6105Z8 | SPRING, TORSION W/U-SHAPED END (LH) | 2 | | |
| C27-15 | LS66---6103Z2 | COLLAR, 8.5 | 3 | | |
| C27-16 | LS66---6102AD | HOOK | 3 | | 20001-20030 |
| C27a-16 | LS66---6111ZD | HOOK | 3 | | 20031- |
| C27-17 | K5051008180 | WASHER, C5191P 1-8-18 | 3 | | |
| C27-18 | K0320050221 | PIN, SPRING M5-22 | 5 | | |
| C27-19 | LM331--7306ZD | HOLDER, BUCKET | 2 | | 20001-20030 |
| C27a-19 | LS66---6112ZD | PLATE, MOUNTING | 2 | | 20031- |
| C27-20 | K0000080152 | BOLT, M8-15 | 2 | | |
| C27-21 | LS66---6104Z8 | SPRING, TORSION W/U-SHAPED END (RH) | 1 | | |
| C27-22 | K0000100202 | BOLT, M10-20 | 2 | | |
| C27-23 | K0000080202 | BOLT, M8-20 | 2 | | |
| C27-24 | LM331--7304ZR | RECEIVER, GRASS CATCHER REAR (RH) | 1 | | |
| C27-25 | LM331--7303ZR | RECEIVER, GRASS CATCHER REAR (LH) | 1 | | |
| C27-26 | LM331--7305Z2 | PIN, STEPPED | 1 | | |
| C27-27 | LM331--7302ZD | BRACKET, GRASS CATCHER (RH) | 1 | | |
| C27-28 | LM331--7301ZD | BRACKET, GRASS CATCHER (LH) | 1 | | |



LM331_C27_z01

| Cat No. | Code No. | Part name | Qty | Remark | SN of application |
|---------|---------------|-----------------------------|-----|--------|-------------------|
| C27-29 | LS66---6010Z0 | GRASS CATCHER COMP, 26 | 2 | #2, #3 | 20001-20030 |
| C27-30 | K4510615160 | RIVET, BLIND AVEX 1661-0516 | 12 | #2, #3 | |
| C27-31 | LS66---6005ZD | PLATE, REINFORCEMENT | 2 | #2, #3 | |
| C27-32 | K5000080002 | WASHER, M8 | 6 | | |
| C27-33 | LS66---7018ZD | PLATE, EXTENTION 26 | 1 | | |
| C27-34 | LS66---7321Z0 | GRASS CATCHER ASSY, #1 | 1 | | |
| C27-35 | LS66---7322B0 | GRASS CATCHER ASSY, #2 #3 | 2 | | |
| C27-36 | LS66---6003Z0 | GRASS CATCHER, 26 | 2 | #2, #3 | |
| C27-37 | K0056080300 | SCREW, SUS + TRUSS M8-30 | 4 | | |
| | | | | | |
| | | | | | |
| | | | | | |
| | | | | | |
| | | | | | |



LM331_028_z04

| Cat No. | Code No. | Part name | Qty | Remark | SN of application |
|---------|----------------|------------------------|-----|--------------------|-------------------|
| 28-1 | | | | | |
| 28-2 | LM331--UM--GBZ | O-MANUAL, LM331 GB-EN | 1 | | |
| 28-3 | LM331--PC--GBZ | P-CATALOG, LM331 GB-EN | 1 | Available for sale | |
| 28-4 | K4811270002 | WRENCH, SINGLE HEAD 27 | 1 | | |
| 28-5 | LM331--4503Z0 | DECAL, 2D CODE LM331 | 1 | | 10264- |
| | | | | | |
| | | | | | |
| | | | | | |
| | | | | | |
| | | | | | |
| | | | | | |
| | | | | | |

BARONESS[®]
Quality on Demand

 **KYOEISHA CO., LTD.**
Head Office 1-26, Miyuki-cho, Toyokawa-city, Tel :+81-533-84-1390
Aichi-pref, 442-8530 JAPAN Fax :+81-533-84-1220