


LM3210A

5-Unit Reel Mower

Parts catalog



BARONESS[®]
Quality on Demand

Greetings

Thank you for purchasing Baroness product.

This brochure contains the information needed for ordering BARONESS parts.

Search the number indicating the figure of your desired part in the illustration area, and find the same number from among the latter parts of the hyphenated Cat Nos. in the listing area to obtain the individual Code No.

Notes

1) For inquiries of parts

Inform us of the model and the serial number of your machine or attachment.

The model and the serial number are indicated on the serial number plate of your machine or attachment.

* Consult the Owner's Operating Manual for the position where the serial number plate is affixed.

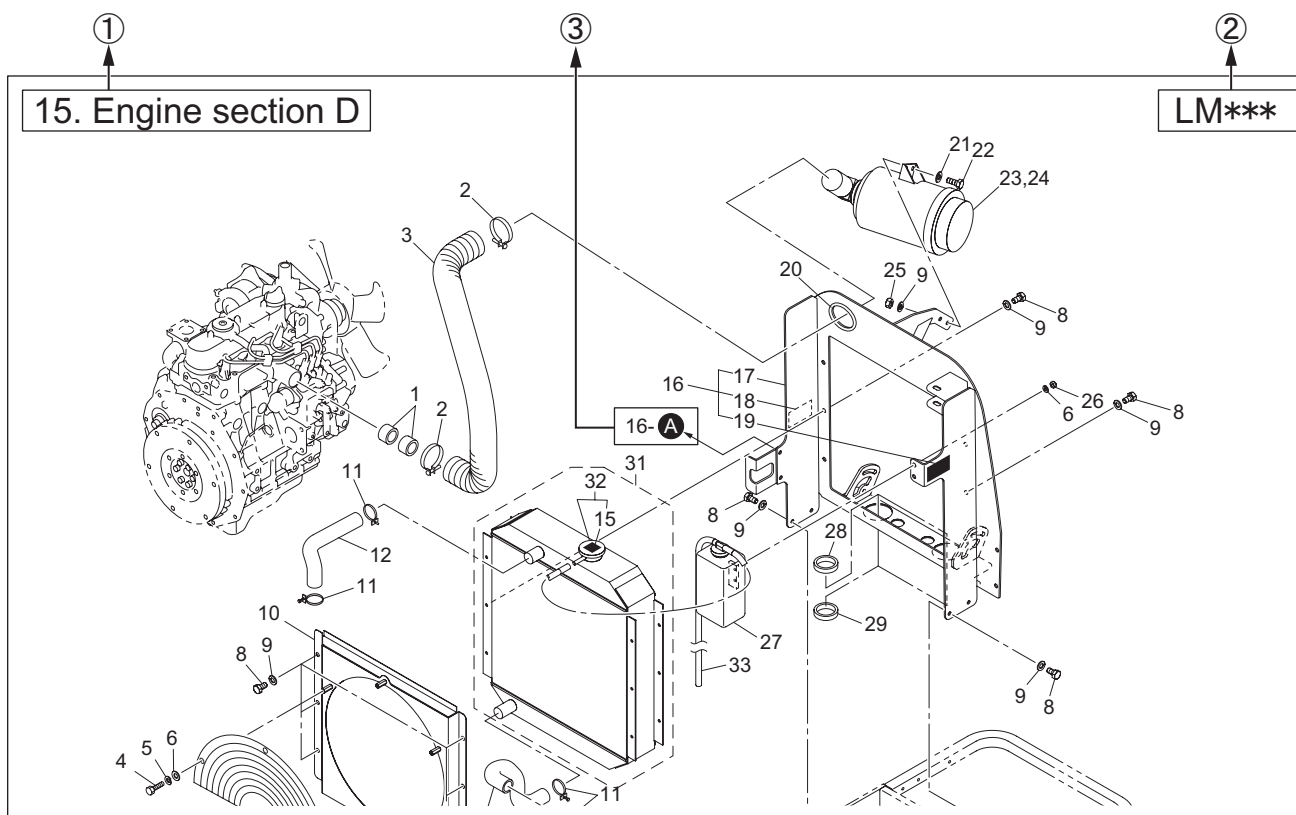
2) For ordering parts

- Inform us of the Code No., Part name and order quantity.
- We do not accept returns unless our company is responsible for the issue.
- Use genuine Baroness parts and accessories. The Baroness product warranty may not apply if parts or accessories from other companies are used.

3) The information described in this brochure is subject to change without prior notice.

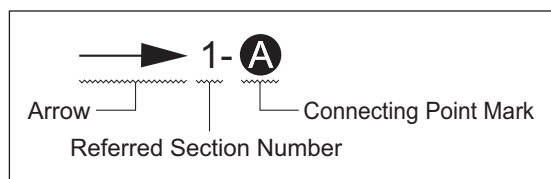
Description of the content of Parts catalog

1) Illustration area



- ① Section No. /Section name
- ② Model
- ③ Indication of the connecting point

The following indication shows the connecting point of the part shown on the other page.



- 1- **A** :
Refer to the point **A** in the illustration of the section No.1
- 2- **B** :
Refer to the point **B** in the illustration of the section No.2

Note :

The figures of assembled components or isolated parts do not always show their accurate shapes. The figures are supposed to be used for obtaining the correct code numbers.

2) Listing area

① Cat No.	② Code No.	③ Part name	④ ⑤ Qty			⑥ Remark	⑦ SN of application
1 - 1	K0000080152	BOLT, M8-15	2	2	2		
1 - 2	K0185160002	NUT, LEFT-HANDED P1.5 M16-3	2	2	2		
1 - 3	K3650000100	HOUR METER, HH2AS	1	1	1		10001-10023
1a- 3	K3650000130	HOUR METER, 636DC	1	1	1		10024-
1 - 4	K0100060002	NUT, M6	2	2	2		
1 - 5	K0003080702	BOLT, M8-70	1	1	1		
1 - 7	K0830000020	OIL SEAL, 254210	2	2	2		

① Cat No. or Catalog No.

Find the same number as the number indicating the figure of your desired part in the illustration area from among the latter parts of the hyphenated Cat Nos. to obtain the individual Code No.

② Code No.

Identification code of an individual part

③ Part name

④ Qty

Quantity needed per Cat No.

⑤ Model

When the quantity differs by models, the models are indicated.

⑥ Remark

Specification or description, etc. of the part may be indicated.

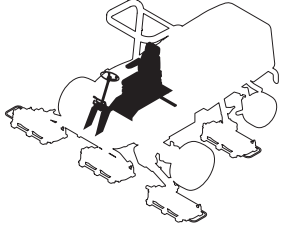
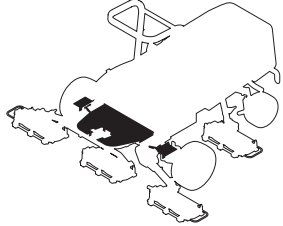
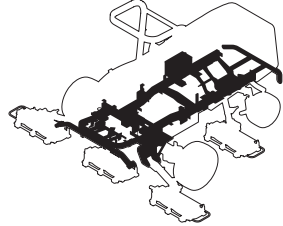


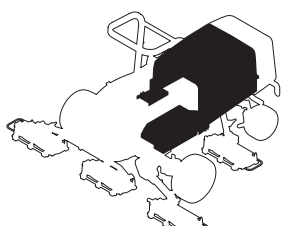
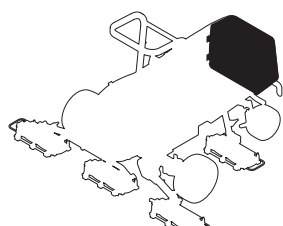
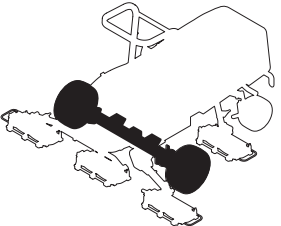
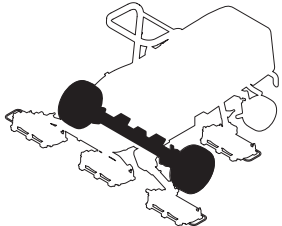
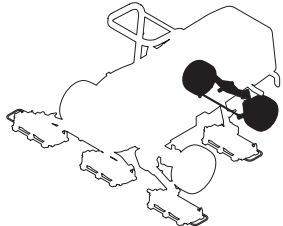
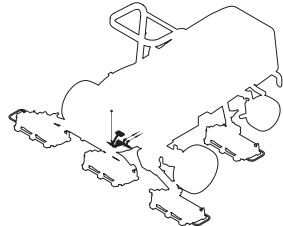
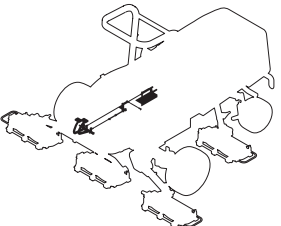


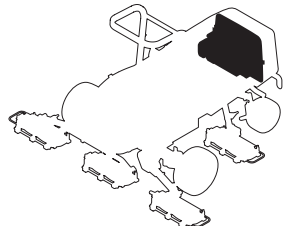
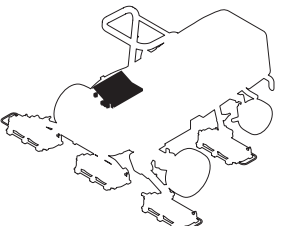
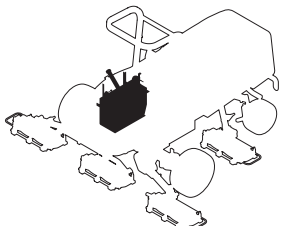
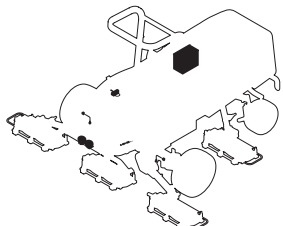
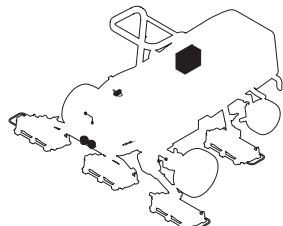
⑦ SN of application



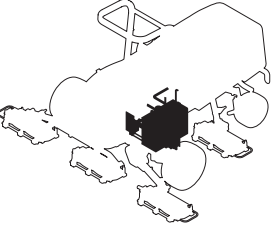


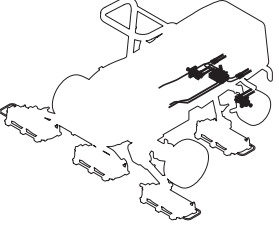
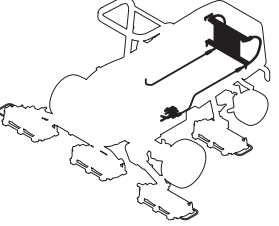
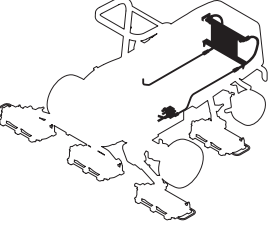
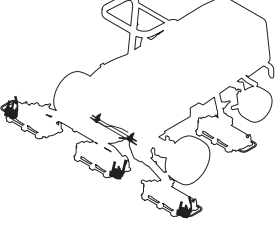
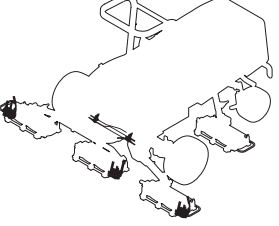
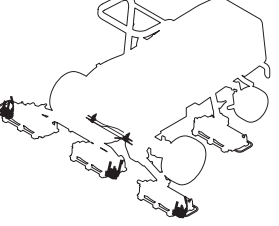

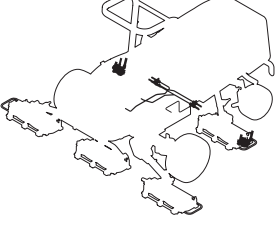
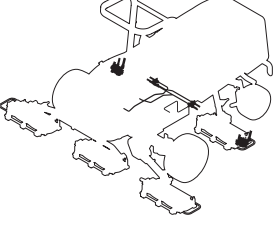
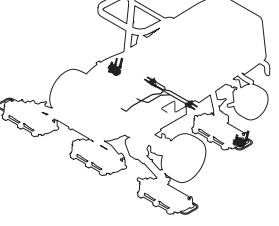
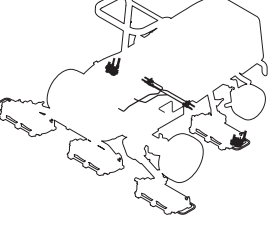


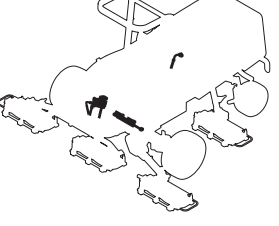
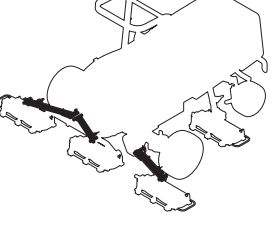
In case of part alteration, the serial number ranges of machines to which the alteration is applied will be indicated.

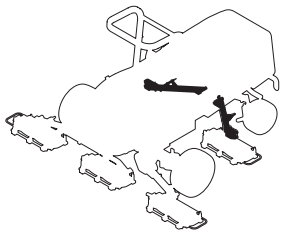
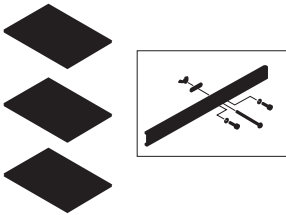
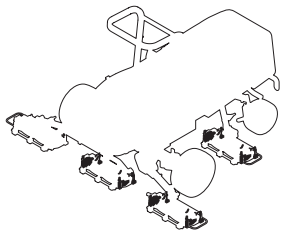
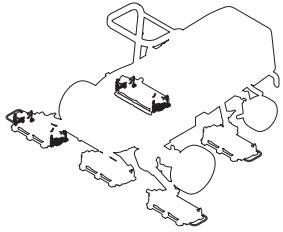
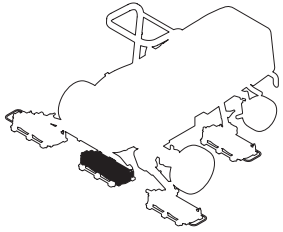
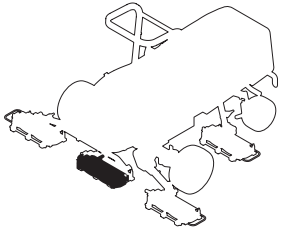
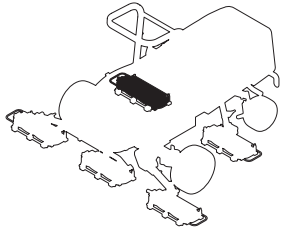
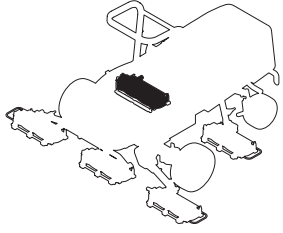
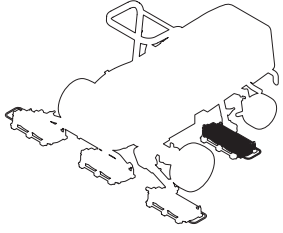
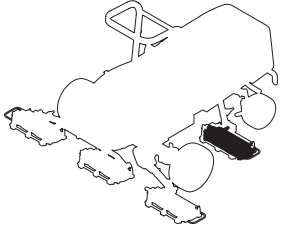
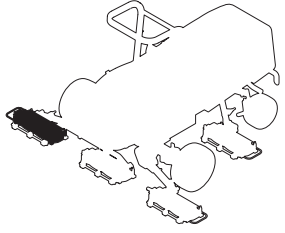
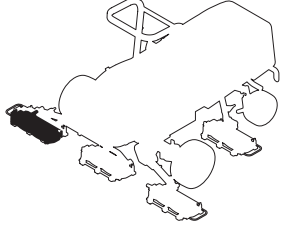
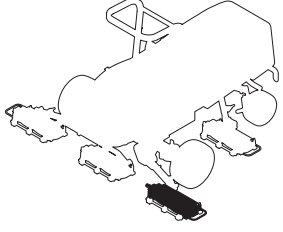
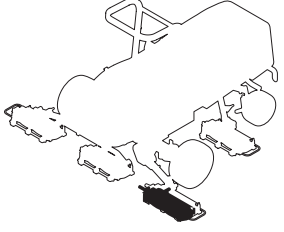
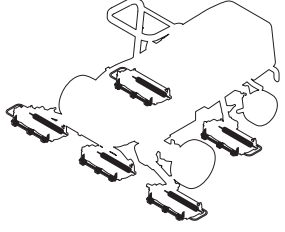
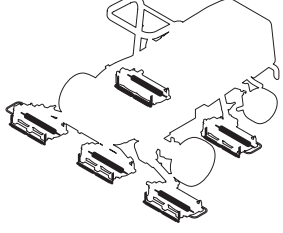
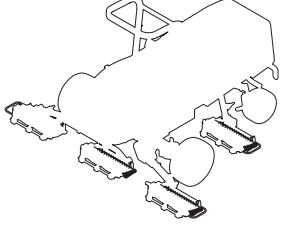
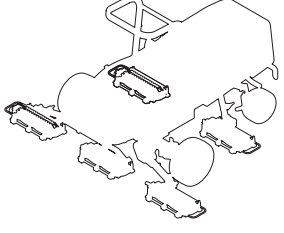
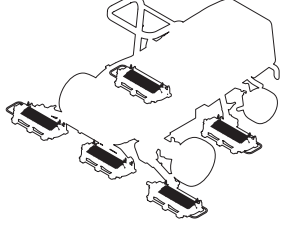
3) Indication in case of part alteration

- When a new part and an old one are interchangeable with each other, indication of the old part code No. is discontinued and the new part code No. is solely indicated.
- When a new part and an old one are not interchangeable, the serial number ranges of both machines where the new part is used and those where the old one is used are indicated in the SN of application column.
- When a part is newly added, the serial number range of machines where the part is used is indicated in the SN of application column.
- When a part was previously used but the part is not used in the machine any longer, the serial number range of machines where the part was used is indicated in the SN of application column.

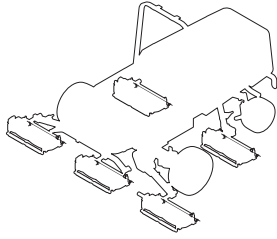
Contents

<p>Main Vehicle</p>	<p>1.Frame section A.....1</p> 	<p>2.Frame section B (Step).....3</p> 	<p>3.Frame section C5</p> 
<p>4.Frame section D (ROPS).....7</p> 	<p>5.Cover section A.....9</p> 	<p>6.Cover section B10</p> 	<p>7.Cover section C (Radiator).....12</p> 
<p>8.Front wheel section A for Type R13</p> 	<p>9.Front wheel section B for Type F15</p> 	<p>10.Rear wheel section17</p> 	<p>11.Pedal section A19</p> 
<p>12.Pedal section B.....21</p> 	<p>13.Engine section A (Relay box)23</p> 	<p>14.Engine section B.....25</p> 	<p>15.Engine section C (Radiator).....27</p> 
<p>16.Engine section D (Instrument)29</p> 	<p>17.Engine section E (Fuel tank)31</p> 	<p>18.Engine section F for Type R.....32</p> 	<p>19.Engine section G for Type F34</p> 

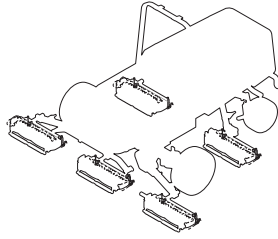
<p>20.Engine section H35</p> 	<p>21.Hydraulic section A36</p> 	<p>22.Hydraulic section B38</p> 	<p>23.Hydraulic section C (Front wheel motor) for Type R41</p> 
<p>24.Hydraulic section D (Front wheel motor) for Type F43</p> 	<p>25.Hydraulic section E (Rear wheel motor)45</p> 	<p>26.Hydraulic section F (Oil cooler) SN11020-1103347</p> 	<p>A26.Hydraulic section F (Oil cooler) SN11034-49</p> 
<p>27.Hydraulic section G (#1,4,5) for Type R SN11020-1109651</p> 	<p>A27.Hydraulic section G (#1,4,5) for Type R SN11097-53</p> 	<p>28.Hydraulic section H (#1,4,5) for Type F SN11020-1109655</p> 	<p>A28.Hydraulic section H (#1,4,5) for Type F SN11097-57</p> 
<p>29.Hydraulic section J (#2,3) for Type R SN11020-1109659</p> 	<p>A29.Hydraulic section J (#2,3) for Type R SN11097-61</p> 	<p>30.Hydraulic section K (#2,3) for Type F SN11020-1109662</p> 	<p>A30.Hydraulic section K (#2,3)for Type F SN11097-64</p> 
<p>31.Hydraulic section L (Control valve)65</p> 	<p>32.Hydraulic section M (Cylinder)67</p> 	<p>33.Hydraulic section N (Orbitrol)69</p> 	<p>34.Lift arm section A (#1,4,5)71</p> 

<p>35.Lift arm section B (#2,3)72</p> 	<p>36.Accessories73</p> 	<p>Mower Unit</p>	<p>101.Mower unit ASSY section A (#1,3,5)76</p> 
<p>102.Mower unit ASSY section B (#2,4)78</p> 	<p>103.Mower unit section A (#1) for Type R.....80</p> 	<p>104.Mower unit section B (#1) for Type F81</p> 	<p>105.Mower unit section C (#2) for Type R.....82</p> 
<p>106.Mower unit section D (#2) for Type F83</p> 	<p>107.Mower unit section E (#3) for Type R.....84</p> 	<p>108.Mower unit section F (#3) for Type F85</p> 	<p>109.Mower unit section G (#4) for Type R.....86</p> 
<p>110.Mower unit section H (#4) for Type F87</p> 	<p>111.Mower unit section J (#5) for Type R.....88</p> 	<p>112.Mower unit section K (#5) for Type F89</p> 	<p>113.Front roller section A for Type R.....90</p> 
<p>114.Front roller section B for Type F91</p> 	<p>115.CR brush section A (#1,3,5)93</p> 	<p>116.CR brush section B (#2,4)95</p> 	<p>117.Variable reel cover section97</p> 

118. Wire scraper section A
.....98



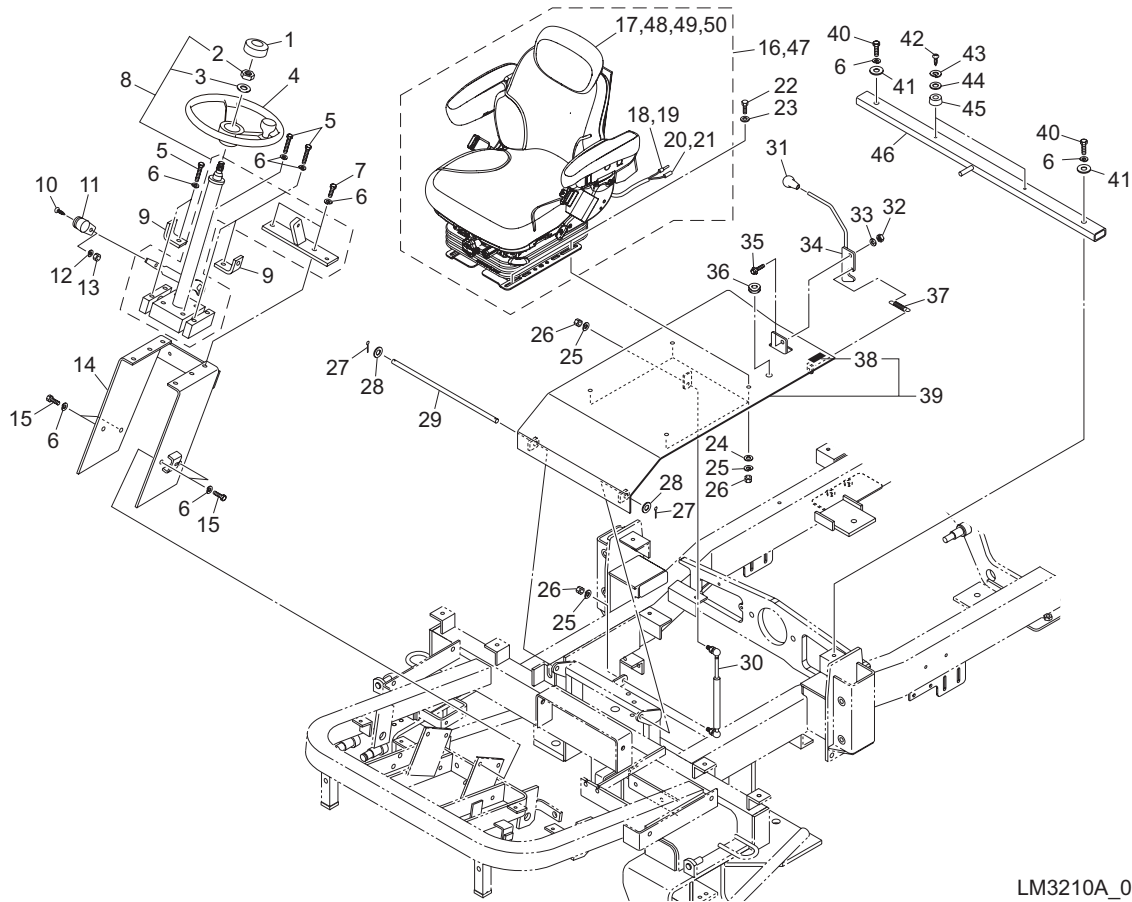
119. Wire scraper section B
(with CR brush).....99



Main Vehicle

1.Frame section A

LM3210A

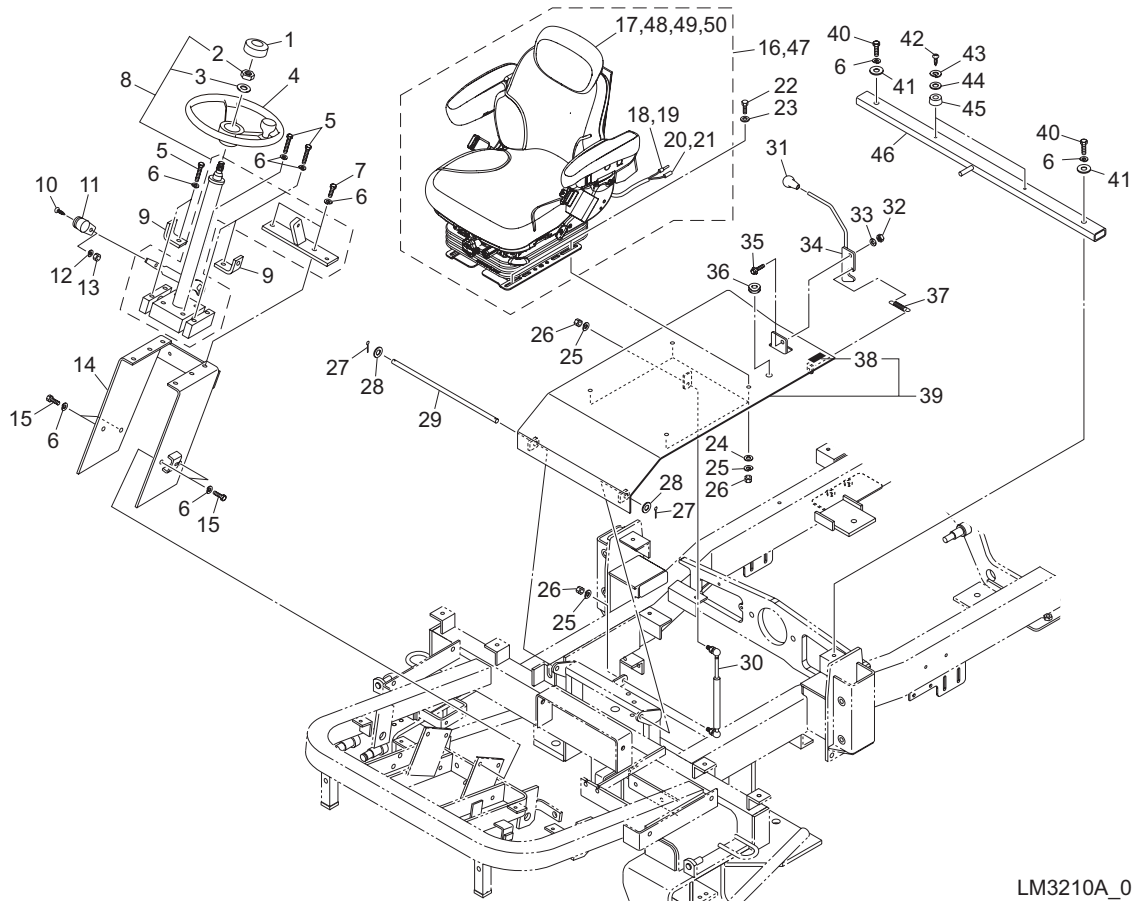


LM3210A_001_z03

Cat No.	Code No.	Part name	Qty	Remark	SN of application
1-1	K1310000130	CAP, RUBBER	1		
1-2	K0103140002	NUT, P1.5 M14	1		
1-3	K0200140002	WASHER, SPRING M14	1		
1-4	K1710000070	STEERING, W/KNOB V027220-0000	1		
1-5	K0000100502	BOLT, M10-50	8		
1-6	K0200100002	WASHER, SPRING M10	16		
1-7	K0000100202	BOLT, M10-20	2		
1-8	K1730000060	COLUMN, STEERING TILT TYPE	1		
1-9	LM2700-0931ZD	MOUNT, FRONT COVER	2		
1-10	K0042050082	SCREW, + ROUND HEAD M5-8	1		
1-11	K1301000150	GRIP, PLASTIC THROTTLE LEVER	1		
1-12	K0200050002	WASHER, SPRING M5	1		
1-13	K0100050002	NUT, M5	1		
1-14	LM2700-0602ZD	MOUNT, HANDLE	1		
1-15	K0000100152	BOLT, M10-15	4		
1-16	K1700000440	SEAT COMP, SGA 18118 W/SUSPENSION	1		11020-11022
1-17	K1700000420	SEAT, SGA18118 W/SUSPENSION	1		11020-11022
1-18	K3622000210	CONNECTOR, MALE CA104	1		
1-19	K3622000220	SLEEVE, INSULATED FOR CONNECTOR CA104	1		
1-20	K3622000230	CONNECTOR, FEMALE CB104	1		
1-21	K3622000240	SLEEVE, INSULATED FOR CONNECTOR CB104	1		
1-22	K0000080252	BOLT, M8-25	4		
1-23	K5012308242	WASHER, SPCC 2.3-8-24	4		
1-24	K5000080002	WASHER, M8	4		
1-25	K0200080002	WASHER, SPRING M8	6		
1-26	K0100080002	NUT, M8	6		
1-27	K0300032252	PIN, COTTER M3.2-25	2		
1-28	K5000120002	WASHER, M12	2		
1-29	LM2700-0609Z2	SHAFT, W/HOLES M12-333	1		
1-30	K3381000010	GAS-SPRING, C25	1		

1.Frame section A

LM3210A

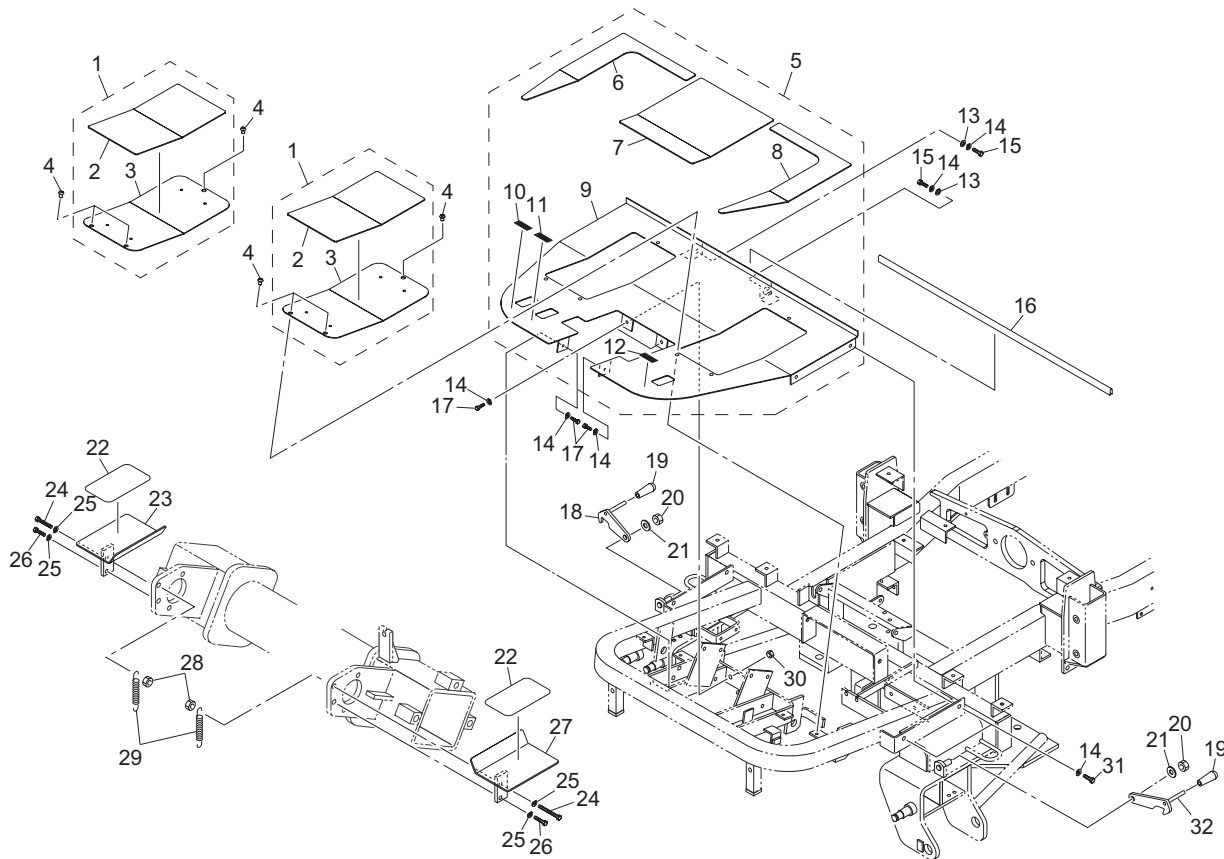


LM3210A_001_z03

Cat No.	Code No.	Part name	Qty	Remark	SN of application
1-31	K1300000040	GRIP, PLASTIC BLACK 9-35.5	1		
1-32	K0144100002	NUT, W/F-RING M10	1		
1-33	K5000100002	WASHER, M10	1		
1-34	LM2700-0607ZD	LEVER	1		
1-35	K0000100252	BOLT, M10-25	1		
1-36	K0910000020	GROMMET, C30NG79H	1		
1-37	K1030000098	SPRING, W/U HOOK M1.6-12-66.8	1		
1-38	K4205001580	DECAL, CAUTION TO GET CAUGHT	1		
1-39	GM2810-3601Z0	BRACKET ASSY, SEAT	1		
1-40	K0000100402	BOLT, M10-40	2		
1-41	K5073210352	WASHER, SPHC 3.2-10-35	2		
1-42	K0042050152	SCREW, + ROUND HEAD M5-15	2		
1-43	K0200050002	WASHER, SPRING M5	2		
1-44	K5000050002	WASHER, M5	2		
1-45	K4039000130	RUBBER, TK-3220	2		
1-46	LM2700-0608BD	RECEIVER, SEAT	1		
1-47	K1700000580	SEAT COMP, SGA18118 W/SUSPENSION	1		11023-
1-48	K1700000540	SEAT, SGA18118 W/SUSPENSION	1		11023-
1-49	K1700000460-1	SWITCH, SEAT NO S17592	1		
1-50	K1700000450-2	HARNESS, SEAT S22808	1		

2.Frame section B (Step)

LM3210A

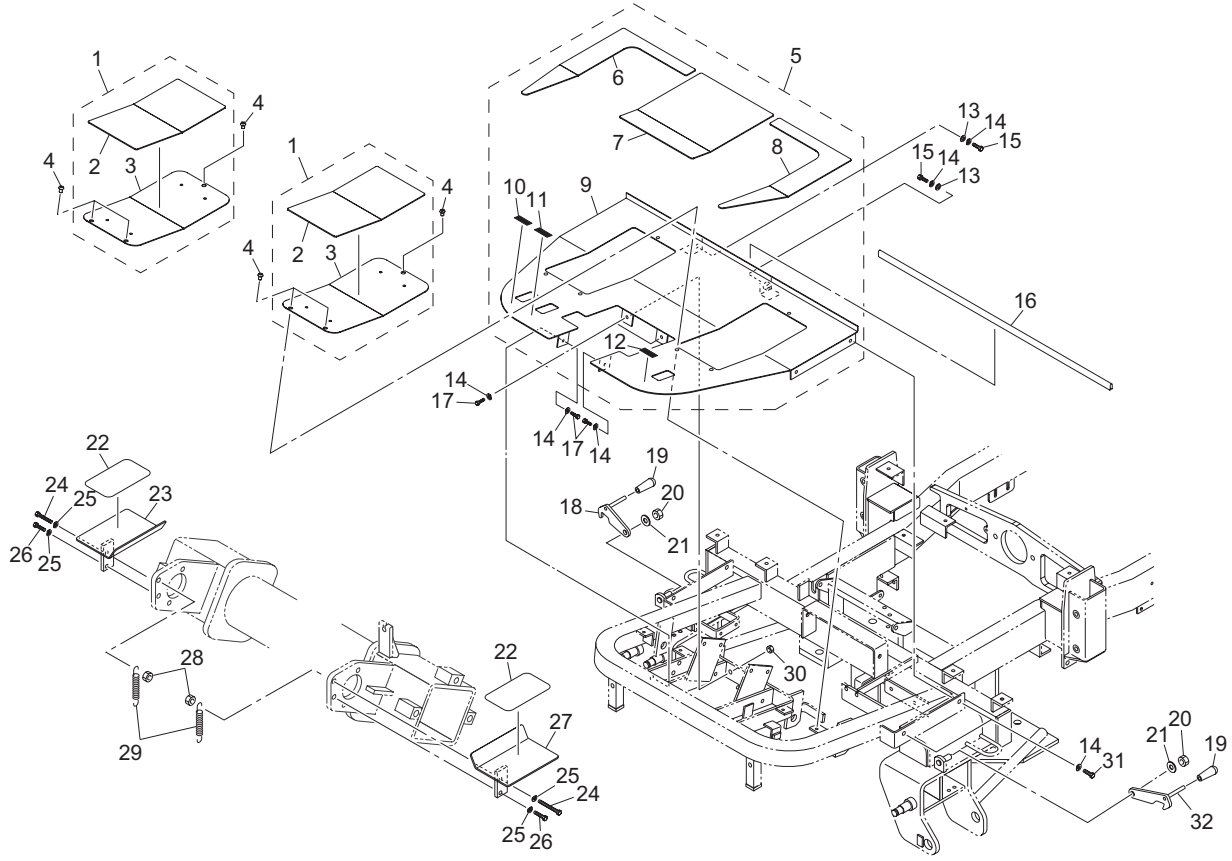


LM3210A_002_z00

Cat No.	Code No.	Part name	Qty	Remark	SN of application
2-1	LM2700-0641Z0	COVER COMP, STEP	2		
2-2	K4400000080	SHEET, NONSKID 346186	2		
2-3	LM2700-0621AD	COVER, STEP	2		
2-4	K0062080122	BOLT, BUTTON HEAD W/HEX HOLE M8-12	6		
2-5	LM2700-0640Z0	STEP COMP	1		
2-6	K4400000070	SHEET, NONSKID (RH)	1		
2-7	K4400000100	SHEET, NONSKID (CENTER)	1		
2-8	K4400000060	SHEET, NONSKID (LH)	1		
2-9	LM2700-0620BD	STEP	1		
2-10	K4203001440	DECAL, BACKWARD	1		
2-11	K4203001430	DECAL, FORWARD	1		
2-12	K4203001450	DECAL, BRAKE	1		
2-13	K5000080002	WASHER, M8	2		
2-14	K0200080002	WASHER, SPRING M8	10		
2-15	K0000080252	BOLT, M8-25	2		
2-16	K3198608900	TRIM, SEAL 6100-16A-890	1		
2-17	K0000080202	BOLT, M8-20	4		
2-18	GM2800-0621BD	LEVER, LOCKING #4	1		
2-19	K1300000110	GRIP, PLASTIC YELLOW 9-22	2		
2-20	K0145140002	NUT, W/F-RING M14 P1.5	2		
2-21	K0210140002	SPRING, CONICAL DISC L M14	2		
2-22	K4400000030	SHEET, NONSKID FOR PEDAL 100170	2		
2-23	GM2800-0624AD	STEP, (RH)	1		
2-24	K0000120702	BOLT, M12-70	2		
2-25	K0200120002	WASHER, SPRING M12	4		
2-26	K0000120302	BOLT, M12-30	2		
2-27	GM2800-0623AD	STEP, (LH)	1		
2-28	K0144120002	NUT, W/F-RING M12	2		
2-29	K1020000218	SPRING, W/ROUND HOOK M1.6-18.2-65.6	2		
2-30	K0100080002	NUT, M8	2		

2.Frame section B (Step)

LM3210A

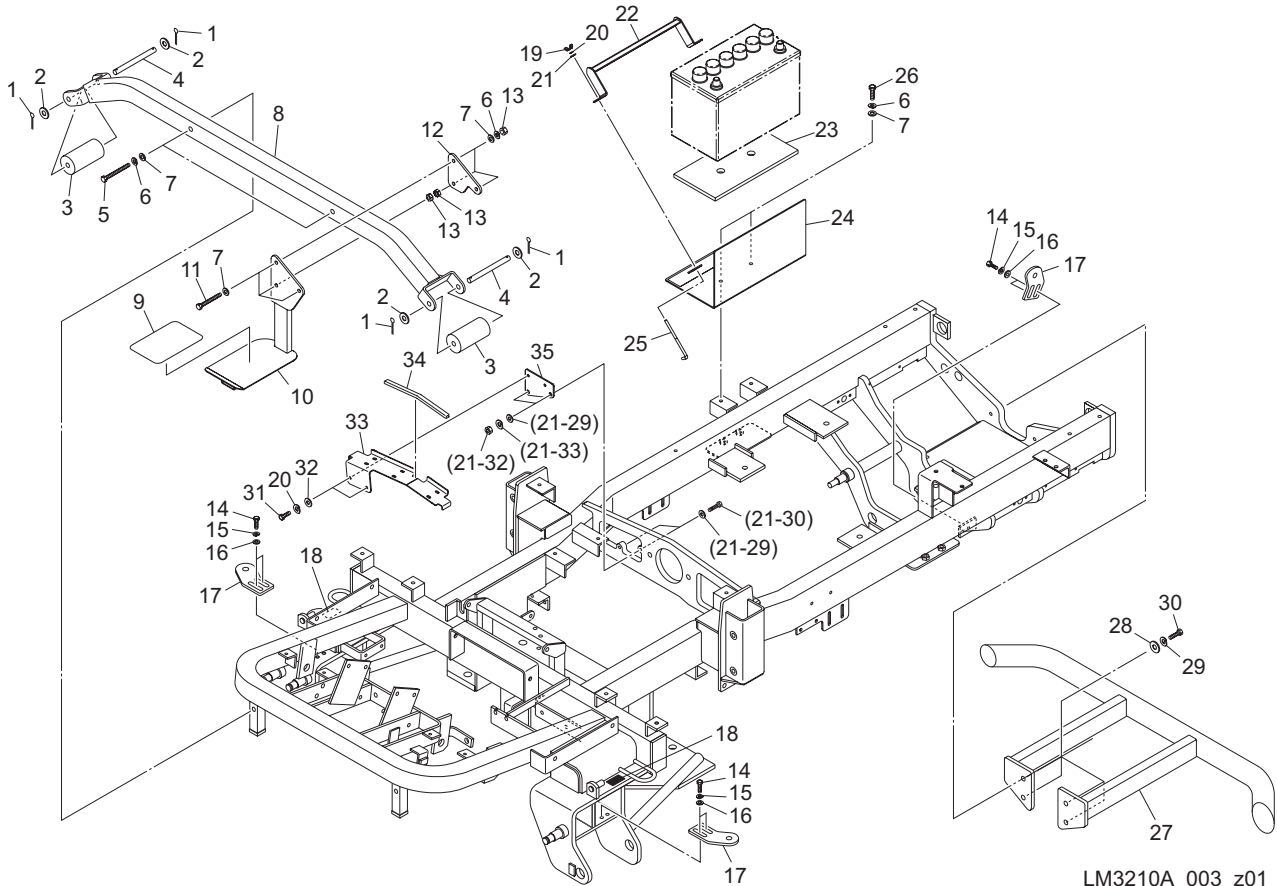


LM3210A_002_z00

Cat No.	Code No.	Part name	Qty	Remark	SN of application
2-31	K0000080152	BOLT, M8-15	4		
2-32	GM2800-0622BD	LEVER, LOCKING #5	1		

3.Frame section C

LM3210A

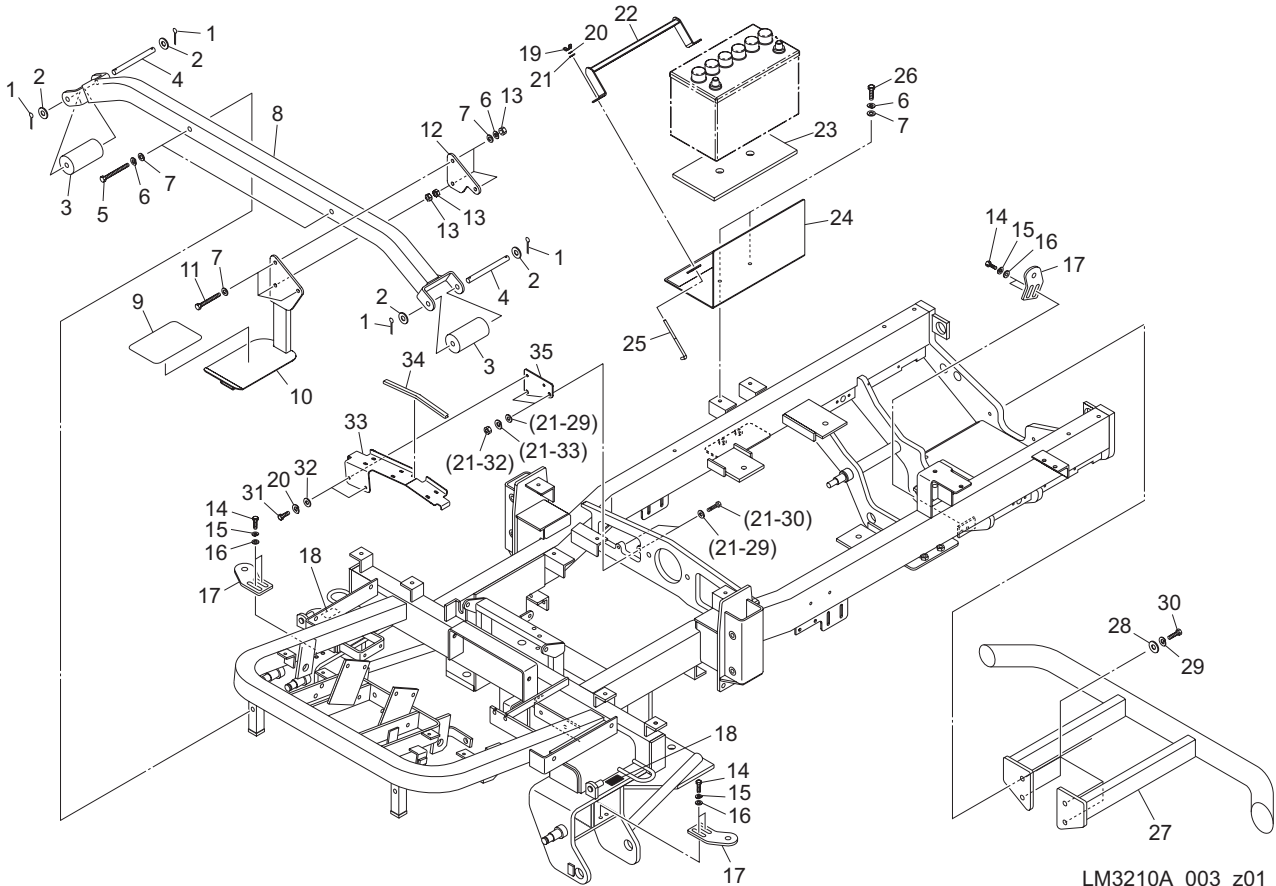


LM3210A_003_z01

Cat No.	Code No.	Part name	Qty	Remark	SN of application
3-1	K0300032222	PIN, COTTER M3.2-22	4		
3-2	K5000140002	WASHER, M14	4		
3-3	GM2800-0628Z0	RUBBER, ROLLER 120	2		
3-4	GM2800-0629Z2	SHAFT, ROLLER 155	2		
3-5	K0000101002	BOLT, M10-100	2		
3-6	K0200100002	WASHER, SPRING M10	7		
3-7	K5000100002	WASHER, M10	10		
3-8	GM2800-0614ZD	GUIDE, ARM	1		
3-9	K4400000030	SHEET, NONSKID FOR PEDAL 100170	1		
3-10	LM3200-1902ZD	STEP	1		
3-11	K0000100802	BOLT, M10-80	3		
3-12	LM3200-1901ZD	PLATE, STEEL	1		
3-13	K0100100002	NUT, M10	5		
3-14	K0000080202	BOLT, M8-20	6		
3-15	K0200080002	WASHER, SPRING M8	6		
3-16	K5000080002	WASHER, M8	6		
3-17	LM2700-0625ZD	BRACKET, SWITCH	3		
3-18	K4205001900	DECAL, CAUTION MOWER LOCK	2		
3-19	K0141060002	NUT, WING M6-3	2		
3-20	K0200060002	WASHER, SPRING M6	2		11020-11062
3a-20	K0200060002	WASHER, SPRING M6	4		11063-
3-21	K5012306162	WASHER, SPCC 2.3-6-16	2		
3-22	GM2810-0603ZD	CLAMP, BATTERY	1		
3-23	K4035000140	RUBBER, ISOLATOR FOR BATTERY	1		
3-24	GM2810-0602ZD	BASE, BATTERY	1		
3-25	K6171000312	ROD, W/M6	2		
3-26	K0000100202	BOLT, M10-20	2		
3-27	GM2800-0617ZD	BUMPER	1		
3-28	K5000120002	WASHER, M12	4		
3-29	K0200120002	WASHER, SPRING M12	4		

3.Frame section C

LM3210A

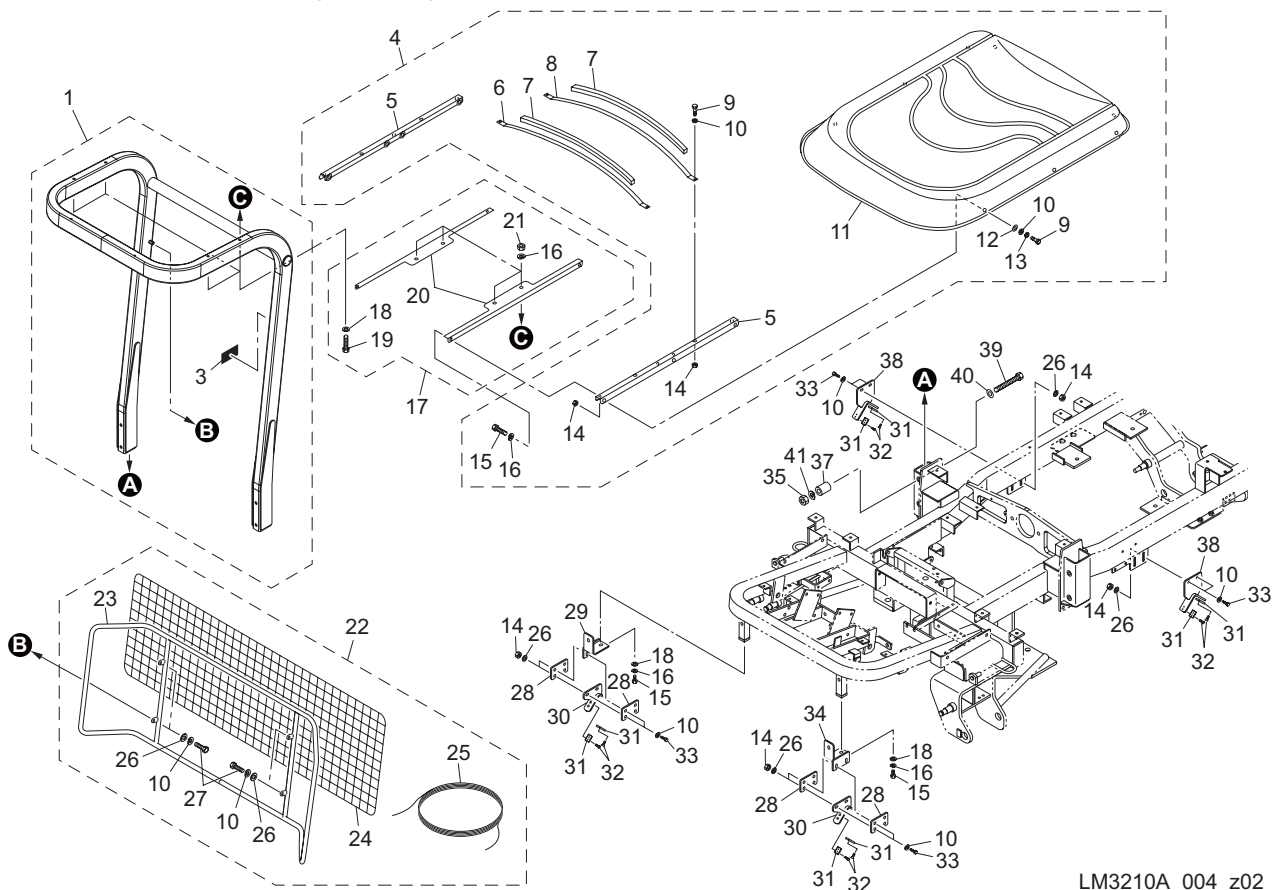


LM3210A_003_z01

Cat No.	Code No.	Part name	Qty	Remark	SN of application
3-30	K0010120302	BOLT, HT P1.75 M12-30	4		
3-31	K0000060152	BOLT, M6-15	2		11063-
3-32	K5000060002	WASHER, M6	2		11063-
3-33	GM2810-0607ZD	COVER	1		11063-
3-34	K3197302200	TRIM, SEAL 100-48-220	1		11063-
3-35	GM2810-0606ZD	BRACKET, COVER	1		11063-

4.Frame section D (ROPS)

LM3210A

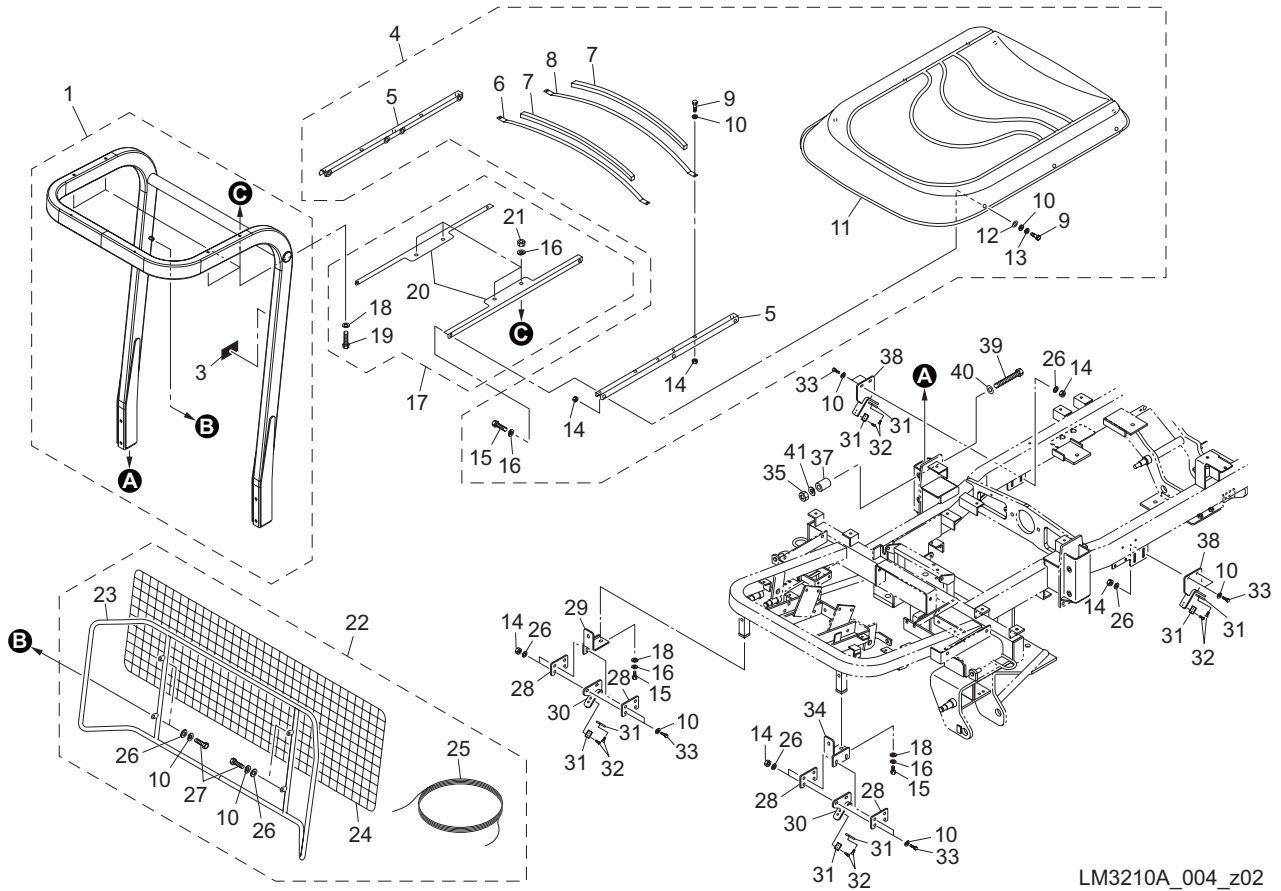


LM3210A_004_z02

Cat No.	Code No.	Part name	Qty	Remark	SN of application
4-1	GM2810-1304A0	ROPS ASSY	1		
4-2					
4-3	K4205001710	DECAL, CAUTION ROPS	1		
4-4	K9120000030	ROOF ASSY	1		
4-5	K190000011D	SUPPORT, HOOD	2		
4-6	K190000010D	ARCH, B	1		
4-7	K1900000120	SPONGE, URETHANE 20-20840	2		
4-8	K190000009D	ARCH, A	1		
4-9	K0000080202	BOLT, M8-20	10		
4-10	K0200080002	WASHER, SPRING M8	26		
4-11	K1900000080	ROOF	1		
4-12	K1900000130	RUBBER, FOR ROOF	6		
4-13	K5012308352	WASHER, SPCC 2.3-8-35	6		
4-14	K0100080002	NUT, M8	22		
4-15	K0000100202	BOLT, M10-20	6		
4-16	K0200100002	WASHER, SPRING M10	10		
4-17	K9120000050	BRACKET SET, FOR AWNING FRAME	1		
4-18	K5000100002	WASHER, M10	6		
4-19	K0000101002	BOLT, M10-100	4		
4-20	K520500040D	PLATE, FOR FIXING ROOF	1		
4-21	K0100100002	NUT, M10	4		
4-22	K8990000040	NET ASSY, BALL PROOF	1		
4-23	K789900128D	PIPE, FOR BALL PROOF NET	1		
4-24	K4130000020	NET, PROTECTION 550*1375 S	1		
4-25	K4140000020	ROPE, 2-6700S	2		
4-26	K5000080002	WASHER, M8	16		
4-27	K0000080152	BOLT, M8-15	4		
4-28	LM3200-0606ZD	PLATE, MOUNTING MOWER STOPPER	4		
4-29	LM3200-0603ZD	BRACKET, (RH)	1		
4-30	LM3200-0602ZD	STOPPER, MOWER #1	2		

4.Frame section D (ROPS)

LM3210A

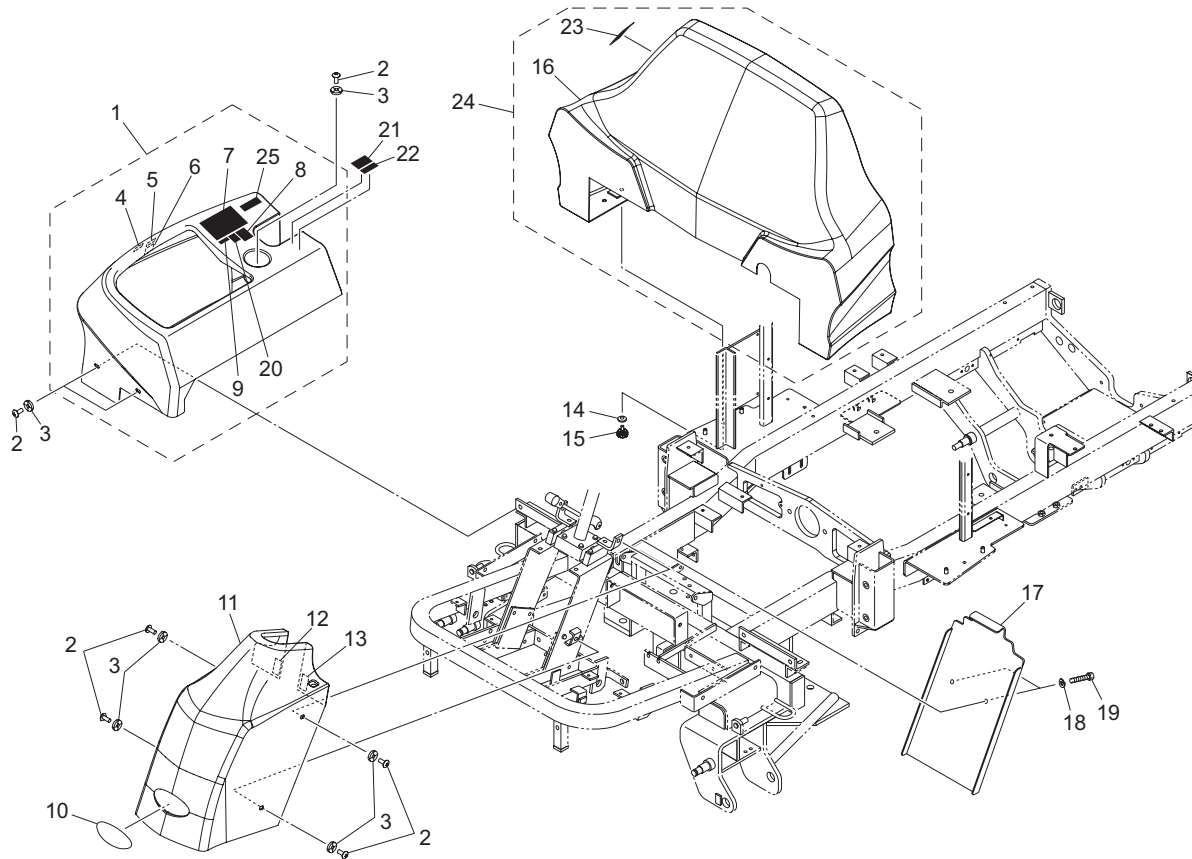


LM3210A_004_z02

Cat No.	Code No.	Part name	Qty	Remark	SN of application
4-31	LM526A-0107Z0	STOPPER	8		
4-32	K0041060122	SCREW, + FLAT HEAD M6-12	16		
4-33	K0000080302	BOLT, M8-30	12		
4-34	LM3200-0604ZD	BRACKET, (LH)	1		
4-35	K0191120001	NUT, 10T SCM435H M12	4		
4-36					
4-37	GM2810-1302Z2	COLLAR, SECURING	4		
4-38	LM2700-0614AD	STOPPER, MOWER	2		
4-39	K0013121102	BOLT, HT M12-110	4		
4-40	K5000120002	WASHER, M12	4		
4-41	K0213120002	WASHER, DISK SPRING 1H M12	4		

5.Cover section A

LM3210A

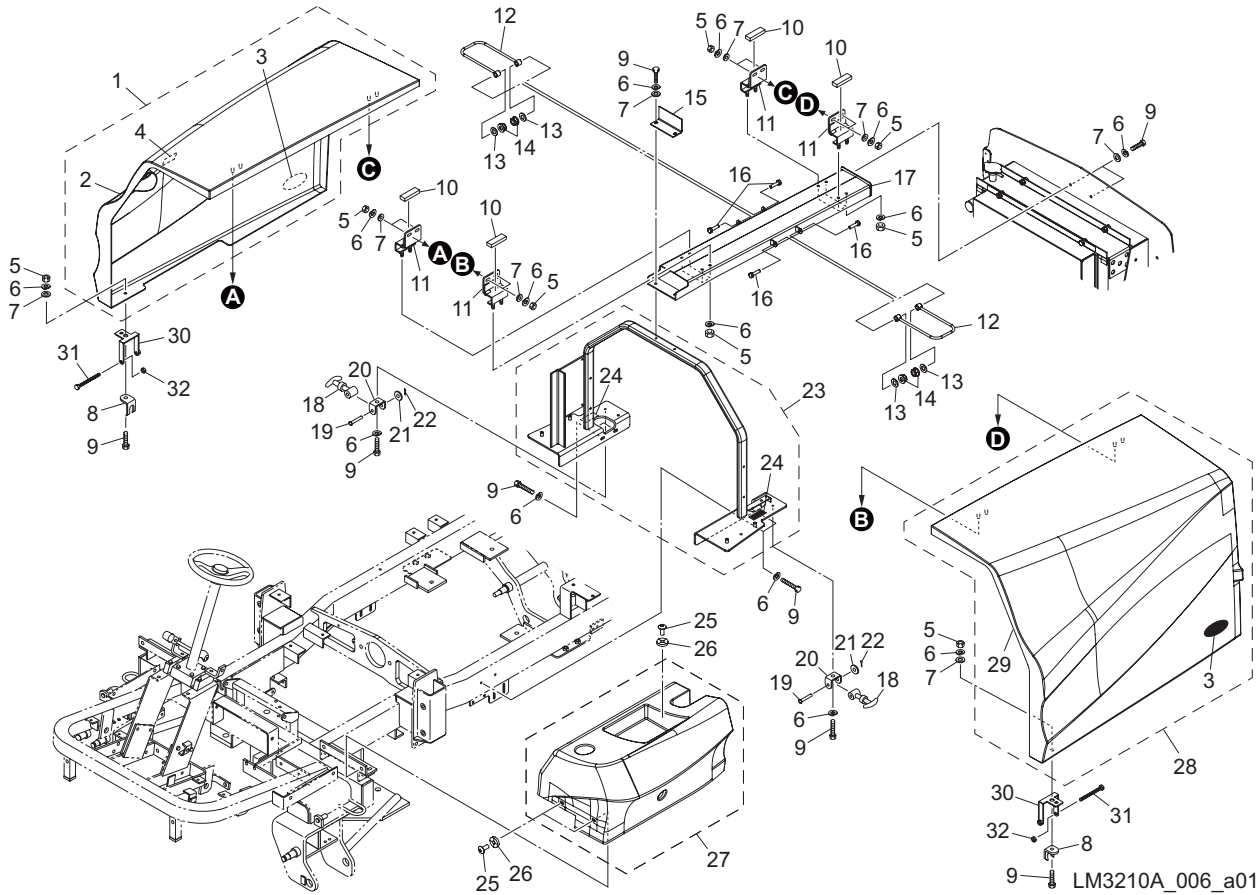


LM3210A_005_a01

Cat No.	Code No.	Part name	Qty	Remark	SN of application
5a-1	LM3210-1701B0	COVER COMP, TANK (RH)	1		11020-11033
5c-1	LM3210-1701C0	COVER COMP, TANK (RH)	1		11034-
5-2	K0056080200	SCREW, SUS + TRUSS M8-20	7		
5-3	K4031000070	RUBBER, VIBRATION PROOF 5-825	7		
5-4	K4205001940	DECAL, DANGER "NO FIRE"	1		
5-5	K4209001530	DECAL, INDICATING DIESEL FUEL	1		
5-6	K4209001000	DECAL, DIESEL OIL FILLER PORT	1		
5-7	K4205001840	DECAL, REEL START/STOP	1		
5a-8	K4209000720	DECAL, NOISE LEVEL LWA 105	1		
5-9	K4205001950	DECAL, CAUTION EXHAUST GAS	1		
5-10	K4201000570	DECAL, BARONESS	1		
5-11	GM2810-0905Z0	COVER, FRONT	1		
5-12	K4203001350	DECAL, TILT STEERING	1		
5-13	K4203001340	DECAL, PARKING BRAKE	1		
5-14	K0210080002	SPRING, CONICAL DISC L M8	2		
5-15	K1320000250	KNOB, DIMPLE M8-16	2		
5-16	GM2810-0908Z0	COVER, CENTER	1		
5-17	LM2700-0951ZD	COVER, FRONT (REAR)	1		
5-18	K0200080002	WASHER, SPRING M8	2		
5-19	K0000080152	BOLT, M8-15	2		
5a-20	K4205002090	DECAL, CAUTION NOISE	1		
5a-21	K4205002140	DECAL, WARNING CA P65 FOR RIDING MOWER	1		
5a-22	K4205002200	DECAL, WARNING SPARK ARRESTER	1		
5a-23	K4209001550	DECAL, MAINTENANCE	1		11020-11033
5b-23	K4209001950	DECAL, MAINTENANCE	1		11034-
5a-24	LM3210-1702Z0	COVER COMP, CENTER	1		11020-11033
5b-24	LM3210-1702A0	COVER COMP, CENTER	1		11034-
5-25	K4205002330	DECAL, IMPORTANT 2WD/4WD SELECTOR SWITCH	1		11034-

6.Cover section B

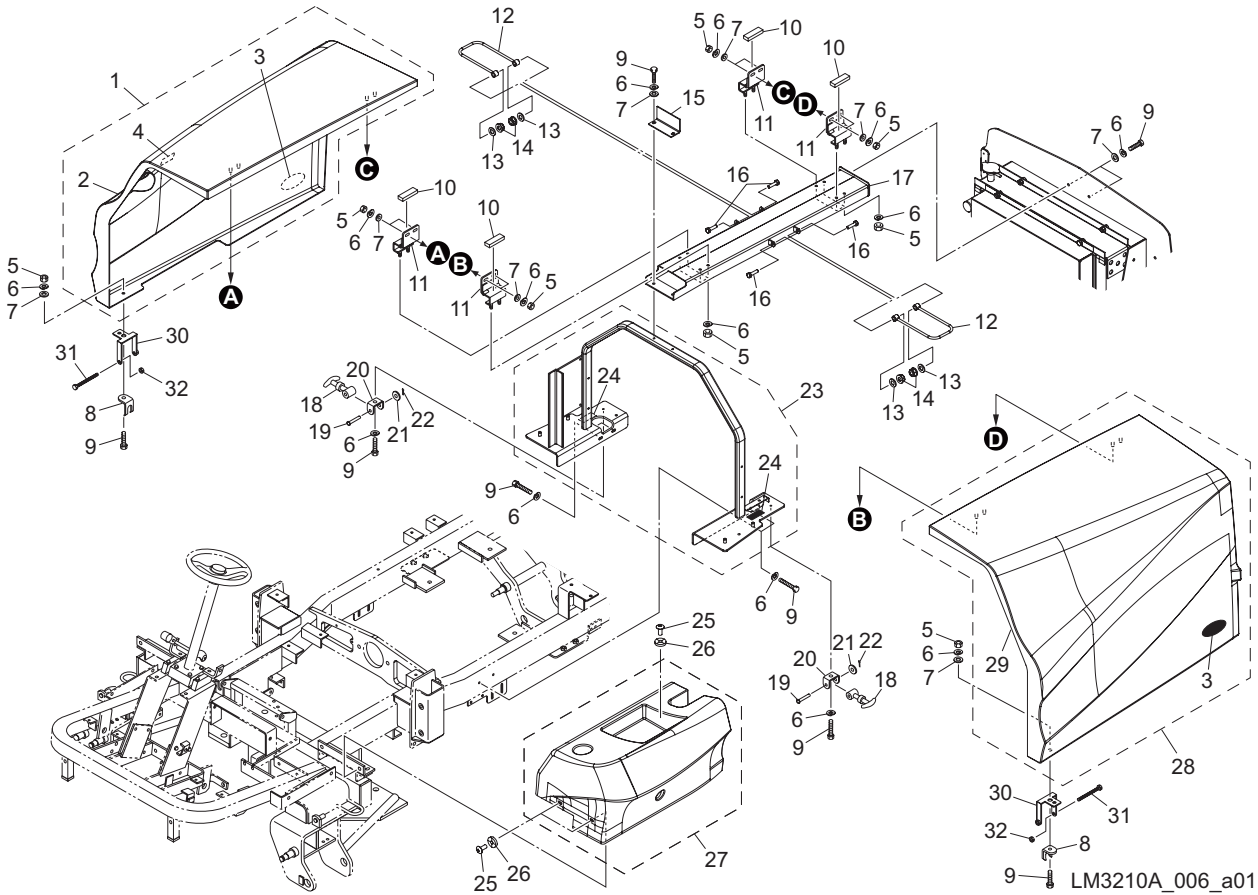
LM3210A



Cat No.	Code No.	Part name	Qty	Remark	SN of application
6-1	LM3210A3901Z0	COVER COMP, SIDE (RH)	1		
6-2	GM2810-0911Z0	COVER, SIDE (RH)	1		
6-3	LM3210A0903Z0	DECAL, LM3210A	2		
6-4	K4205001920	DECAL, CAUTION HOT PARTS	1		
6-5	K0100080002	NUT, M8	18		
6-6	K0200080002	WASHER, SPRING M8	28		
6-7	K5000080002	WASHER, M8	14		
6-8	K5270002352	RECEIVER, RUBBER HOOK	2		
6-9	K0000080202	BOLT, M8-20	12		
6-10	K4228000120	SPONGE, RUBBER 5-15-80	4		
6-11	GM2800-0920Z0	HINGE ASSY	4		
6-12	GM2800-0945Z2	STAY, FOR HOOD	2		
6-13	K5000100002	WASHER, M10	4		
6-14	K0144100002	NUT, W/F-RING M10	4		
6-15	GM2800-0930ZD	CLAMPER, COVER	1		
6-16	K0000100402	BOLT, M10-40	4		
6-17	GM2810-0922ZD	MOUNT, COVER	1		
6-18	K1520000090	HOOK, RUBBER SMALL	2		
6-19	K6030060352	PIN, FLAT HEAD M6-35	2		
6-20	K5200000102	CLAMPER, RUBBER HOOK	2		
6-21	K5000060002	WASHER, M6	2		
6-22	K0300016202	PIN, COTTER M1.6-20	2		
6-23	GM2810-3906Z0	FRAME COMP, COVER	1		11020-11033
6a-23	GM2810-3906A0	FRAME COMP, COVER	1		11034-
6-24	K4205001930	DECAL, CAUTION GETTING CAUGHT HANDS/FEET	2		
6-25	K0056080200	SCREW, SUS + TRUSS M8-20	3		
6-26	K4031000070	RUBBER, VIBRATION PROOF 5-825	3		
6-27	GM2810-0907B0	COVER, TANK (LH)	1		
6-28	LM3210A3902Z0	COVER COMP, SIDE (LH)	1		
6-29	GM2810-0914Z0	COVER, SIDE (LH)	1		

6.Cover section B

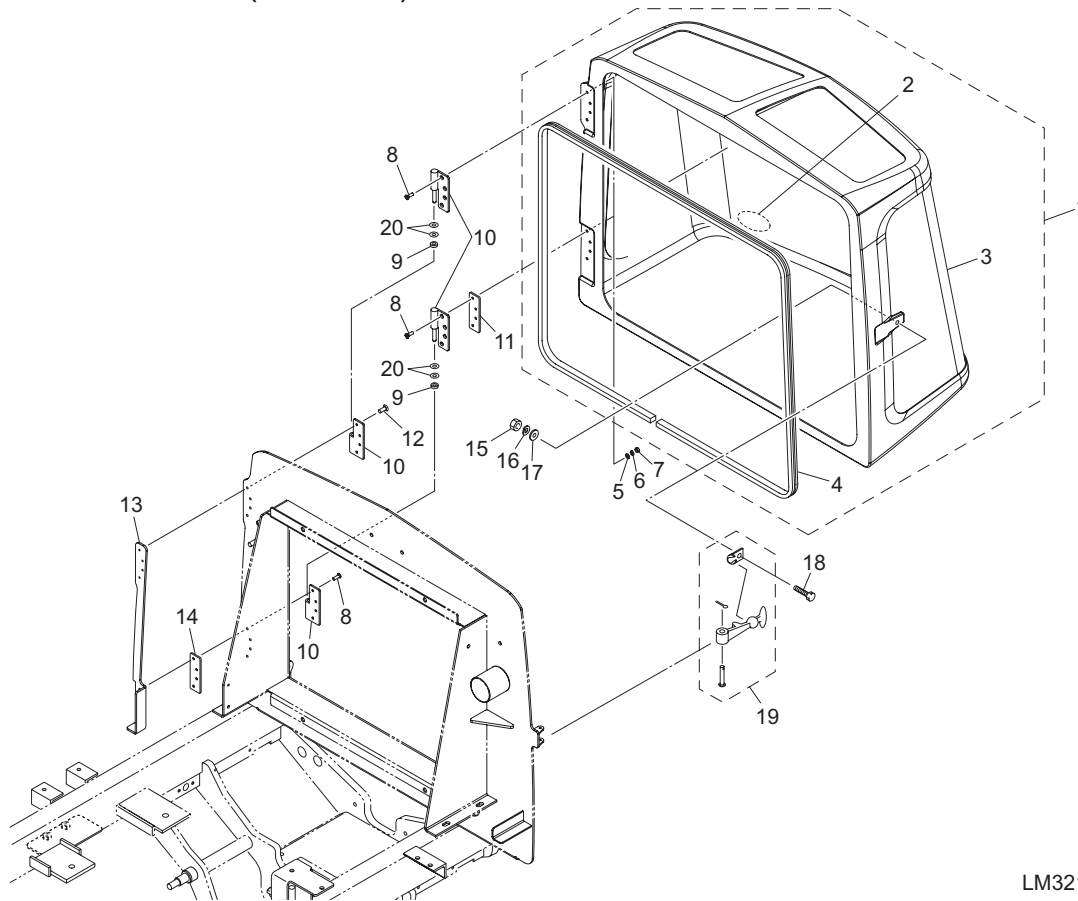
LM3210A



Cat No.	Code No.	Part name	Qty	Remark	SN of application
6a-30	K7355000702	FITTING, RUBBER CATCH LOCK	2		
6a-31	K0000060452	BOLT, M6-45	2		
6a-32	K0144060002	NUT, W/F-RING M6	2		

7.Cover section C (Radiator)

LM3210A

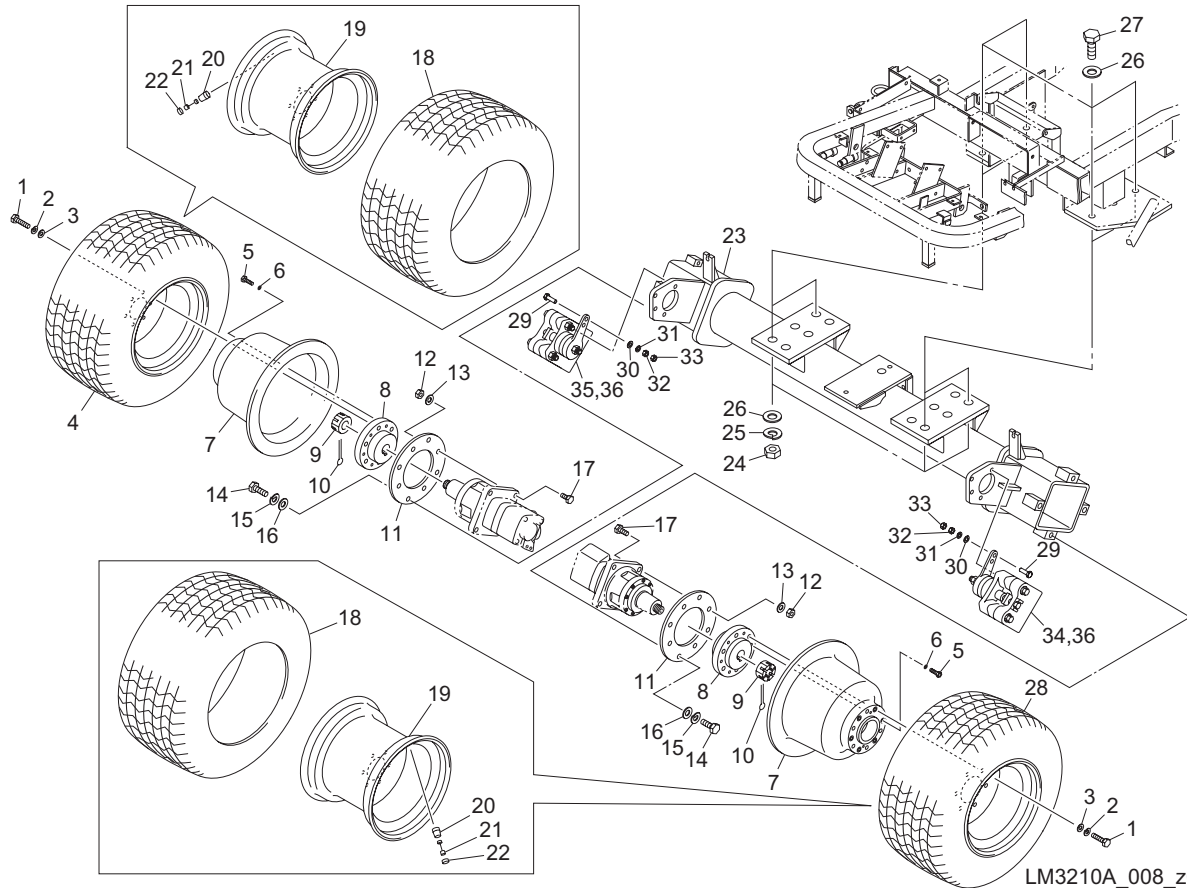


LM3210A_007_z01

Cat No.	Code No.	Part name	Qty	Remark	SN of application
7-1	GM2810-3905A0	COVER, COMP RADIATOR	1		11020-11033
7a-1	GM2810-3905C0	COVER, COMP RADIATOR	1		11034-
7-2	K4201000570	DECAL, BARONESS	1		
7-3	GM2810-0916A0	COVER, RADIATOR	1		11020-11033
7a-3	GM2810-0916C0	COVER, RADIATOR	1		11034-
7-4	K3198430000	TRIM, SEAL 6100-32A-3000	1		
7-5	K5000050002	WASHER, M5	8		
7-6	K0200050002	WASHER, SPRING M5	8		
7-7	K0100050002	NUT, M5	8		
7-8	K0041050162	SCREW, + FLAT HEAD M5-16	12		
7-9	K6210000202	COLLAR, SS41 8.2-16-5.2	2		
7-10	K4521000030	HINGE, B-1065-11-R	2		
7-11	GM2810-0925ZD	SPACER, RADIATOR COVER	0-1	for adjustment	
7-12	K0041050122	SCREW, + FLAT HEAD M5-12	4		
7-13	GM2810-0503ZD	PLATE, MOUNTING COVER	1		
7-14	GM2810-0925ZD	SPACER, RADIATOR COVER	1		
7-15	K0100060002	NUT, M6	1		
7-16	K0200060002	WASHER, SPRING M6	1		
7-17	K5011606202	WASHER, SPCC 1.6-6-20	1		
7-18	K0000060302	BOLT, M6-30	1		
7-19	K1520000030	HOOK ASSY, RUBBER	1		
7-20	K5010509162	WASHER, SPCC 0.5-9-16	0-4	for adjustment	11020-11033
7a-20	K5060209160	WASHER, SPTE 0.29-9-16	0-6	for adjustment	11034-

8.Front wheel section A for Type R

LM3210A

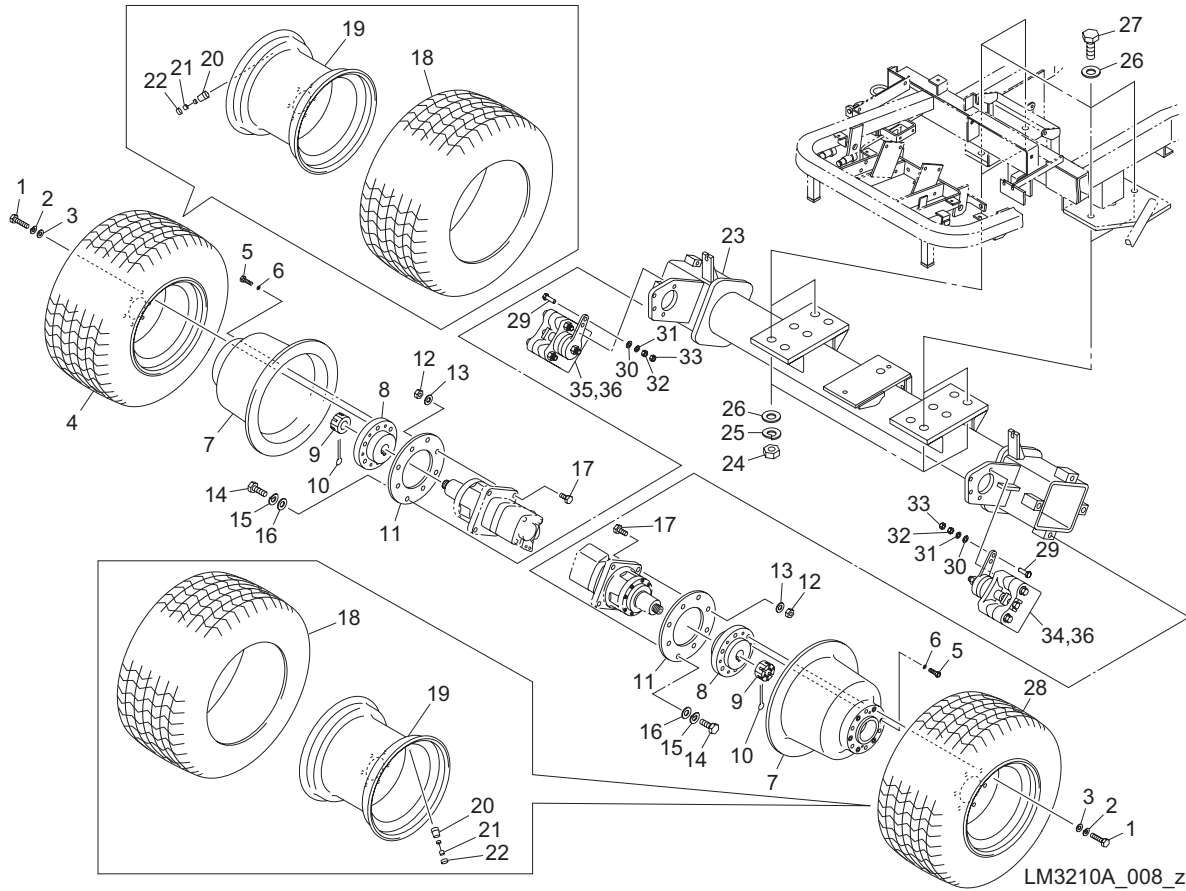


LM3210A_008_z00

Cat No.	Code No.	Part name	Qty	Remark	SN of application
8-1	K0014120652	BOLT, HT P1.5 M12-65	12		
8-2	K0200120002	WASHER, SPRING M12	12		
8-3	K5000120002	WASHER, M12	12		
8-4	K2040000860	TIRE ASSY, 31*15.5-15 R	1		
8-5	K001A080401	BOLT, 13T W/HEX HOLE M8-40	12		
8-6	K0215080002	WASHER, DISK SPRING 2H M8	12		
8-7	LM2700-0305ZD	DISK, BRAKE	2		
8-8	LM2700-0306ZD	MOUNT, WHEEL	2		
8-9	Y14230	NUT, WHEEL MOTOR 4000	2		
8-10	K0300040502	PIN, COTTER M4-50	2		
8-11	LM2700-0307Z2	PLATE, MOUNTING MOTOR	2		
8-12	K0100140002	NUT, M14	8		
8-13	K0200140002	WASHER, SPRING M14	8		
8-14	K0014160402	BOLT, HT P1.5 M16-40	8		
8-15	K0200160002	WASHER, SPRING M16	8		
8-16	K5000160002	WASHER, M16	8		
8-17	K0013140502	BOLT, HT M14-50	8		
8-18	K2041000180	TIRE, 31*15.5-15PD1	2		
8-19	K209000088D	WHEEL, 15*13	2		
8-20	K2097000010	VALVE, RIM TR413	2		
8-21	K2092000020	CORE, VALVE NO.9000	2		
8-22	K2093000010	CAP, VALVE	2		
8-23	LM2700-0308AD	AXLE, FRONT	1		
8-24	K0152200002	NUT, NYLON P1.5 M20	4		
8-25	K0200200002	WASHER, SPRING M20	4		
8-26	K5000200002	WASHER, M20	8		
8-27	K0015200702	BOLT, HT P1.5 M20-70	4		
8-28	K2040000850	TIRE ASSY, 31*15.5-15 L	1		
8-29	K0000080302	BOLT, M8-30	2		
8-30	K5000080002	WASHER, M8	2		

8.Front wheel section A for Type R

LM3210A

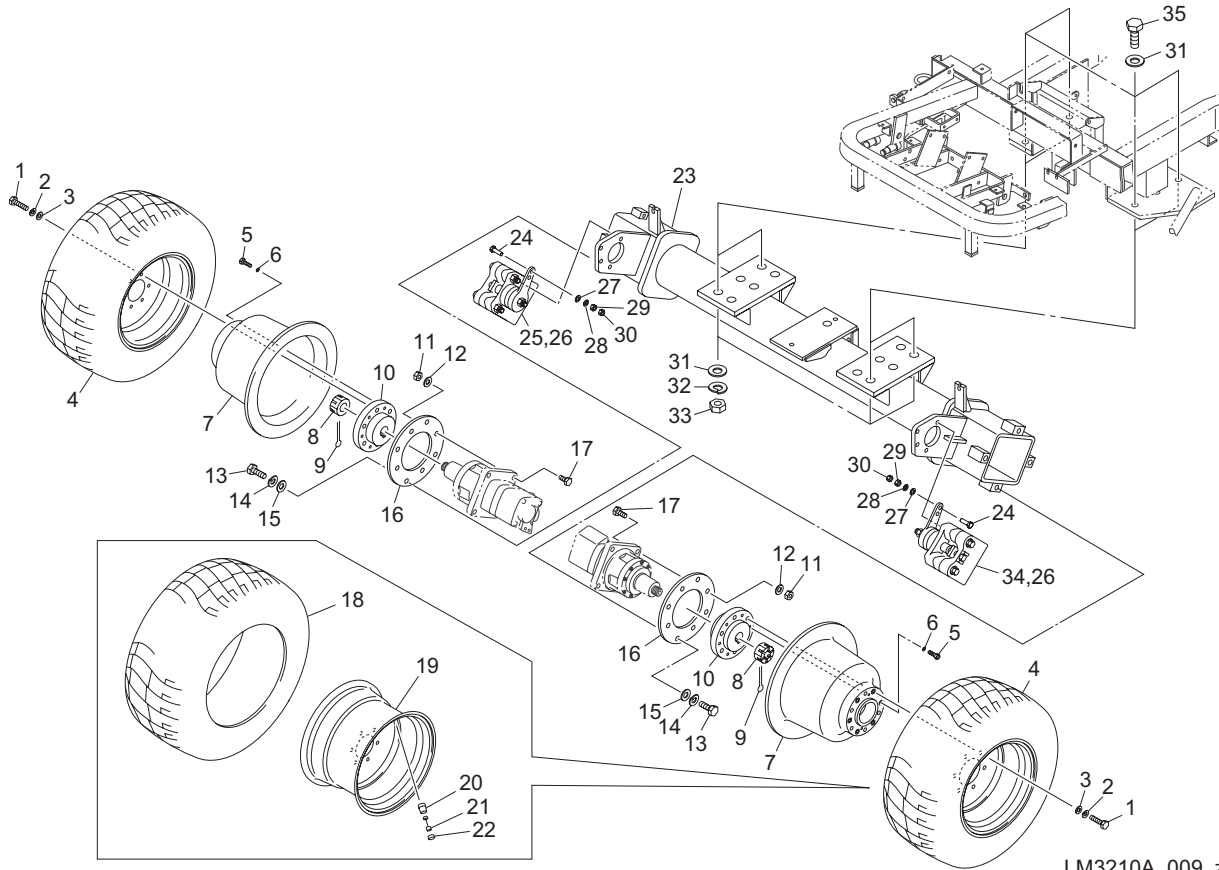


LM3210A_008_z00

Cat No.	Code No.	Part name	Qty	Remark	SN of application
8-31	K0200080002	WASHER, SPRING M8	2		
8-32	K0100080002	NUT, M8	2		
8-33	K0144080002	NUT, W/F-RING M8	2		
8-34	K1720000260	BRAKE ASSY, CCW	1		
8-35	K1720000270	BRAKE ASSY, CW	1		
8-36	K1720000260-1	KIT, BRAKE LINING (REPLACEMENT)	2		

9.Front wheel section B for Type F

LM3210A

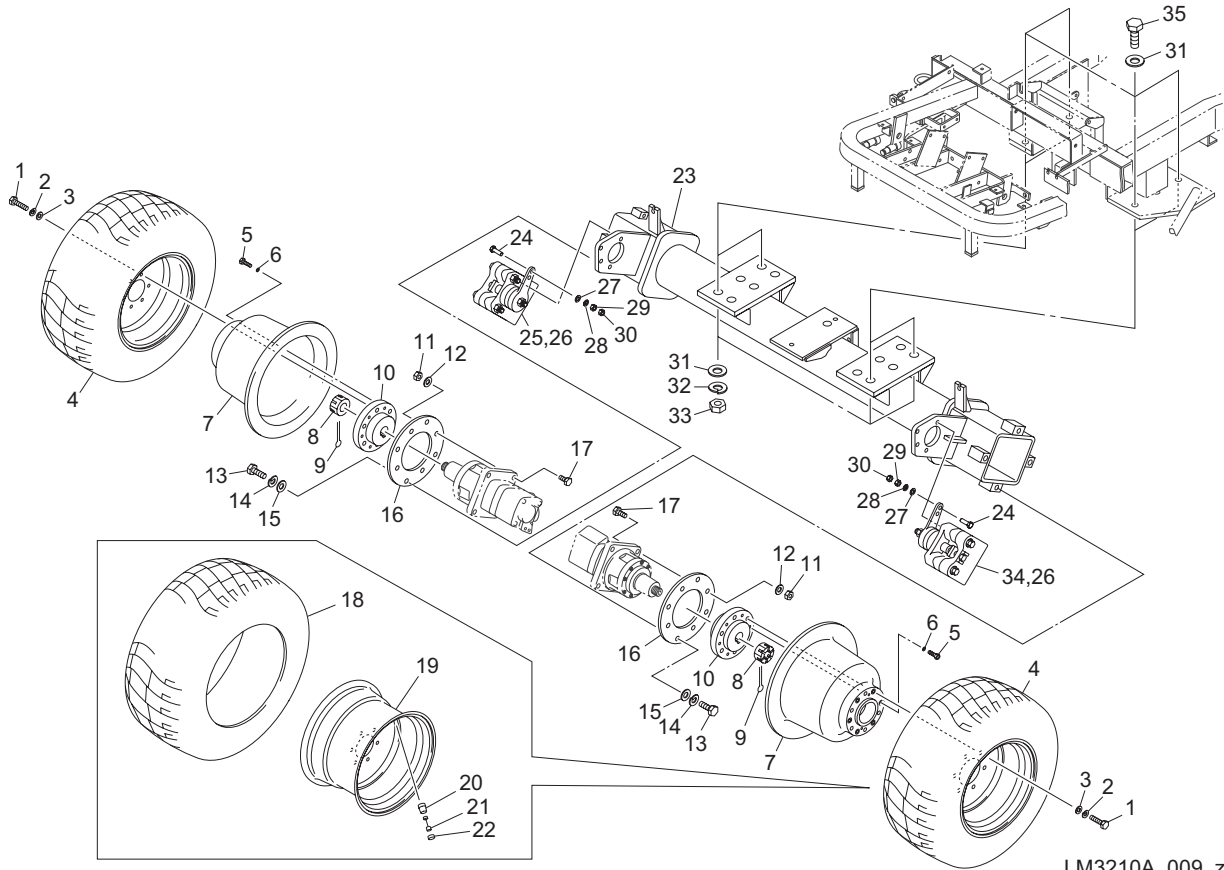


LM3210A_009_z00

Cat No.	Code No.	Part name	Qty	Remark	SN of application
9-1	K0014120652	BOLT, HT P1.5 M12-65	12		
9-2	K0200120002	WASHER, SPRING M12	12		
9-3	K5000120002	WASHER, M12	12		
9-4	K2040000870	TIRE ASSY, C-769 31*13.5-15	2		
9-5	K001A080401	BOLT, 13T W/HEX HOLE M8-40	12		
9-6	K0215080002	WASHER, DISK SPRING 2H M8	12		
9-7	LM2700-0305ZD	DISK, BRAKE	2		
9-8	Y14230	NUT, WHEEL MOTOR 4000	2		
9-9	K0300040502	PIN, COTTER M4-50	2		
9-10	LM2700-0306ZD	MOUNT, WHEEL	2		
9-11	K0100140002	NUT, M14	8		
9-12	K0200140002	WASHER, SPRING M14	8		
9-13	K0014160402	BOLT, HT P1.5 M16-40	8		
9-14	K0200160002	WASHER, SPRING M16	8		
9-15	K5000160002	WASHER, M16	8		
9-16	LM2700-0307Z2	PLATE, MOUNTING MOTOR	2		
9-17	K0013140502	BOLT, HT M14-50	8		
9-18	K2041000480	TIRE, C-769 31*13.5-15	2		
9-19	K209000089D	WHEEL, 15*10	2		
9-20	K2097000050	VALVE, RIM TR415	2		
9-21	K2092000020	CORE, VALVE NO.9000	2		
9-22	K2093000010	CAP, VALVE	2		
9-23	LM2700-0308AD	AXLE, FRONT	1		
9-24	K0000080302	BOLT, M8-30	2		
9-25	K1720000270	BRAKE ASSY, CW	1		
9-26	K1720000260-1	KIT, BRAKE LINING (REPLACEMENT)	2		
9-27	K5000080002	WASHER, M8	2		
9-28	K0200080002	WASHER, SPRING M8	2		
9-29	K0100080002	NUT, M8	2		
9-30	K0144080002	NUT, W/F-RING M8	2		

9.Front wheel section B for Type F

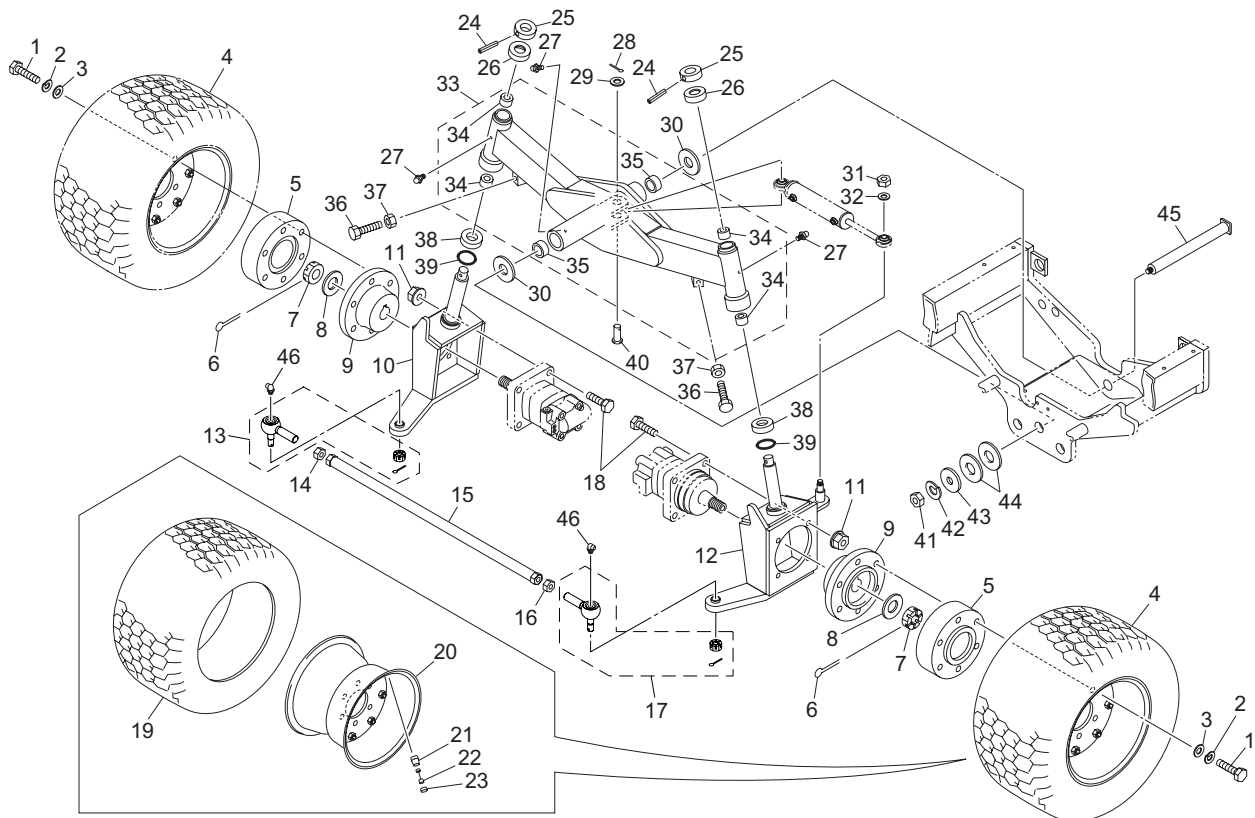
LM3210A



Cat No.	Code No.	Part name	Qty	Remark	SN of application
9-31	K5000200002	WASHER, M20	8		
9-32	K0200200002	WASHER, SPRING M20	4		
9-33	K0152200002	NUT, NYLON P1.5 M20	4		
9-34	K1720000260	BRAKE ASSY, CCW	1		
9-35	K0015200702	BOLT, HT P1.5 M20-70	4		

10.Rear wheel section

LM3210A

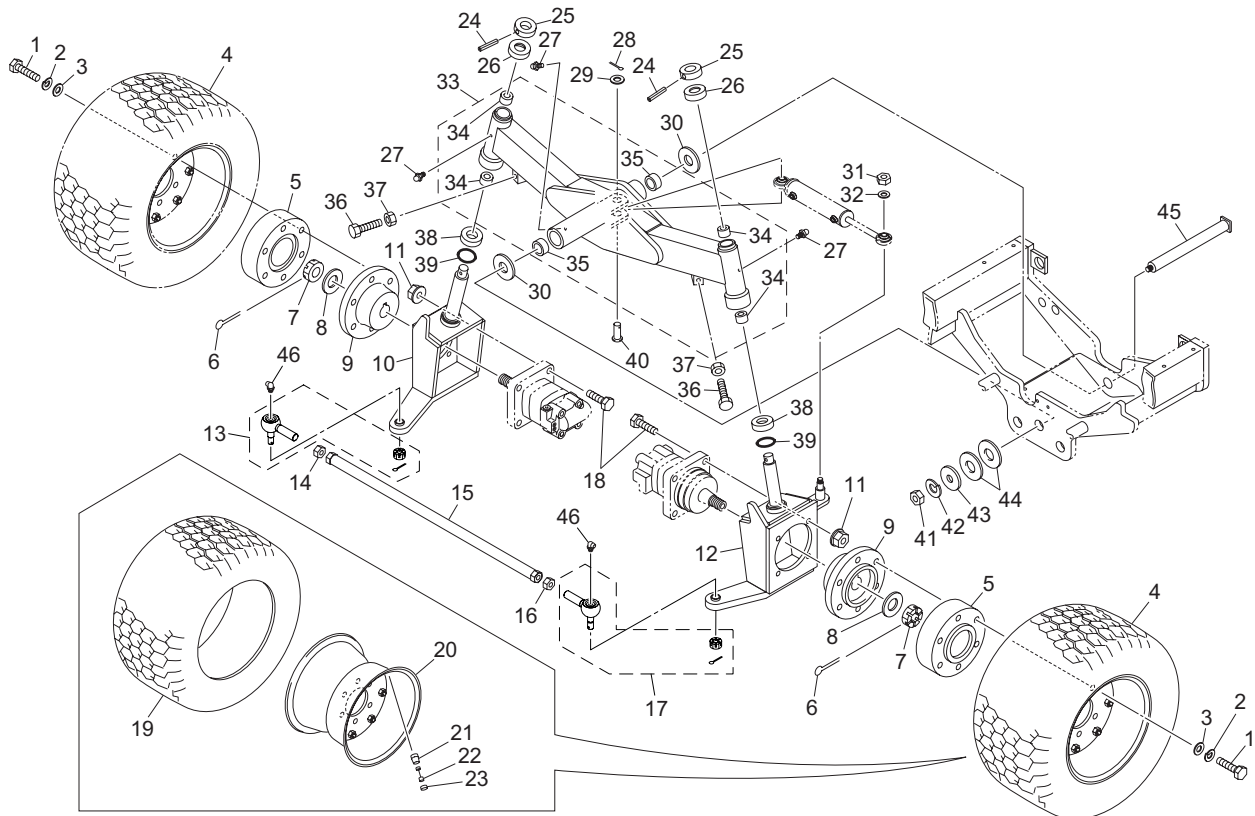


LM3210A_010_z02

Cat No.	Code No.	Part name	Qty	Remark	SN of application
10-1	K0014120652	BOLT, HT P1.5 M12-65	12		
10-2	K0200120002	WASHER, SPRING M12	12		
10-3	K5000120002	WASHER, M12	12		
10-4	K2040000910	TIRE ASSY, 20*12.00-10	2		11020-11025
10a-4	K2040001060	TIRE ASSY, K516 20*12.00-10	2		11026-
10-5	LM2700-0310ZD	SPACER, REAR WHEEL	2		
10-6	K0300050452	PIN, COTTER M5-45	2		
10-7	K0138240002	NUT, HIGH SLOTTED P1.5 M24	2		
10-8	K5000240002	WASHER, M24	2		
10-9	GM1500A0240AD	MOUNT, FRONT WHEEL 90	2		
10-10	LM2700-0303AD	KINGPIN, (RH)	1		
10-11	K0151120002	NUT, FLANGED M12	8		
10-12	LM2700-0302AD	KINGPIN, (LH)	1		
10-13	K1610000020	END ASSY, TIE-ROD MALE (RH)	1		11020-11081
10a-13	K1610000030	END ASSY, TIE-ROD MALE (RH)	1		11082-
10-14	K0160000192	NUT, SPECIAL P1.5 M17	1		
10-15	LM2700-0304ZD	ROD, TIE	1		
10-16	K0160000202	NUT, LEFT-HANDED SPECIAL P1.5 M17	1		
10-17	K1611000020	END ASSY, TIE-ROD LEFT-HANDED MALE (LH)	1		11020-11081
10a-17	K1611000030	END ASSY, TIE-ROD LEFT-HANDED MALE (LH)	1		11082-
10-18	K0000120452	BOLT, M12-45	8		
10-19	K2041000390	TIRE, 20*12.00-10RS	2		11020-11025
10a-19	K2041000570	TIRE, K516 20*12.00-10	2		11026-
10-20	K209000094D	WHEEL, 10*8.5	2		
10-21	K2097000050	VALVE, RIM TR415	2		
10-22	K2092000020	CORE, VALVE NO.9000	2		
10-23	K2093000010	CAP, VALVE	2		
10-24	K0320080501	PIN, SPRING M8-50	2		
10-25	K6213000113	COLLAR, W/HOLE M25-50-20	2		
10-26	K6204000383	LID	2		

10.Rear wheel section

LM3210A

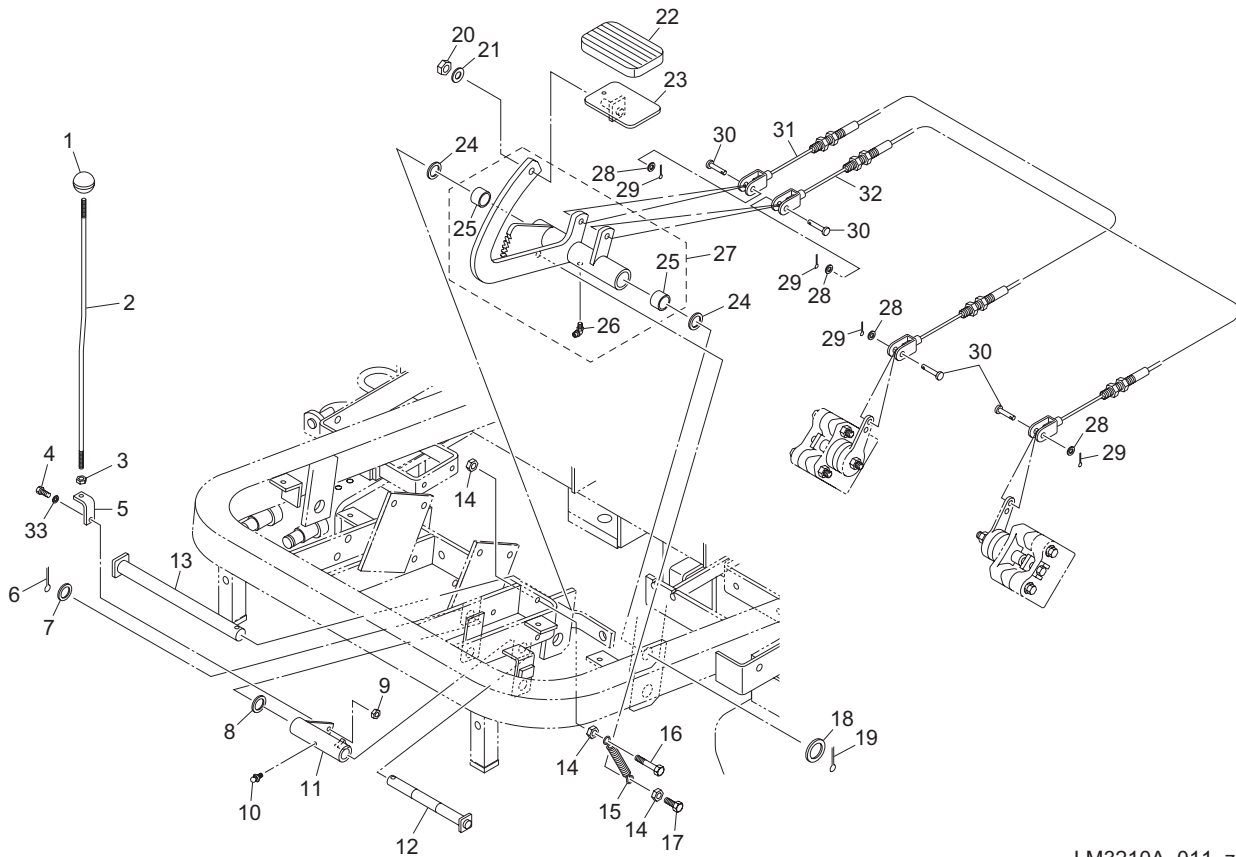


LM3210A_010_z02

Cat No.	Code No.	Part name	Qty	Remark	SN of application
10-27	K1440000010	GREASE NIPPLE, STRAIGHT TYPE A	3		
10-28	K0300032402	PIN, COTTER M3.2-40	1		
10-29	K5012320402	WASHER, SPCC 2.3-20-40	1		
10-30	K5051030500	WASHER, C5191P 1-30-50	2		
10-31	K0145140002	NUT, W/F-RING M14 P1.5	1		
10-32	K0215140001	WASHER, DISK SPRING 2H M14	1		
10-33	GM2800-0302ZD	PIVOT	1		
10-34	K6000000500	BUSH, COPPER 35-42-35	4		
10-35	K6000000080	BUSH, COPPER 30-36-30	2		
10-36	K0010120502	BOLT, HT M12-50	2		
10-37	K0159000052	NUT, SMALL M12	2		
10-38	K0640511070	BEARING, BALL THRUST 51107	2		
10-39	K0880048000	O-RING, P48	2		
10-40	K6031200568	PIN, FLAT HEAD HT M20-56	1		
10-41	K0100160002	NUT, M16	1		
10-42	K0200160002	WASHER, SPRING M16	1		
10-43	K5073216352	WASHER, SPHC 3.2-16-35	1		
10-44	K5011030422	WASHER, SPCC 1-30-42	2		
10-45	K7147000258	SHAFT, W/M16 THREAD 30316	1		
10-46	K1440000020	GREASE NIPPLE, TYPE C	2		11082-

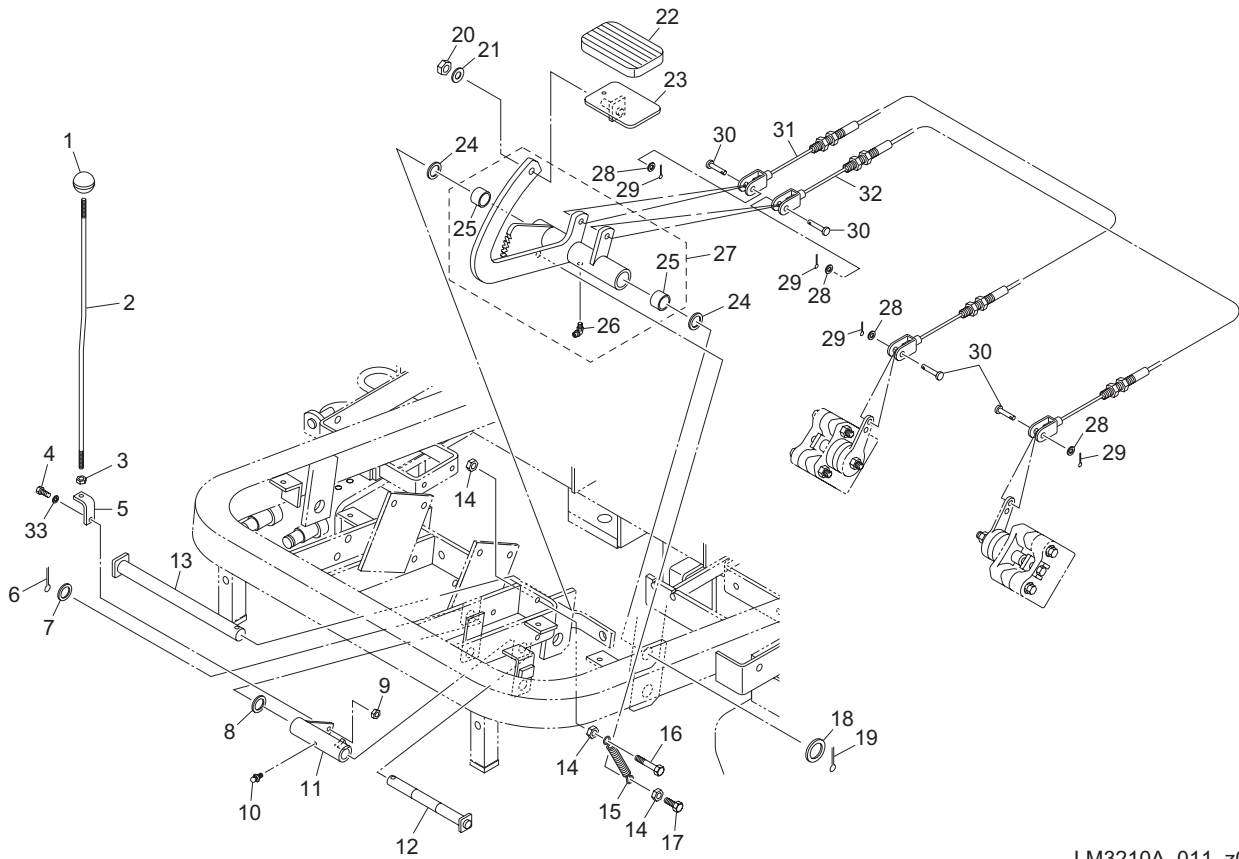
11. Pedal section A

LM3210A



LM3210A_011_z01

Cat No.	Code No.	Part name	Qty	Remark	SN of application
11-1	K1301000050	GRIP, PLASTIC LEVER	1		11020-11033
11a-1	K1301000250	GRIP, PLASTIC LEVER	1		11034-
11-2	LM2700-0407Z2	SHAFT, LOCKING	1		
11-3	K0100080002	NUT, M8	1		
11-4	K0000060202	BOLT, M6-20	1		
11-5	LM2700-0406ZD	ANGLE, LOCK SHAFT	1		
11-6	K0300032252	PIN, COTTER M3.2-25	1		
11-7	K5012316282	WASHER, SPCC 2.3-16-28	1		
11-8	K5011016222	WASHER, SPCC 1-16-22	2	for adjustment	
11-9	K0144060002	NUT, W/F-RING M6	1		
11-10	K1440000010	GREASE NIPPLE, STRAIGHT TYPE A	1		
11-11	LM2700-0404ZD	MOUNT, BRAKE SHAFT	1		
11-12	LM2700-0410Z2	SHAFT, BRAKE	1		
11-13	LM2700-0411Z2	SHAFT, PEDAL	1		
11-14	K0100100002	NUT, M10	3		
11-15	K1020000088	SPRING, W/ROUND HOOK M2.3-17-78	1		
11-16	K0003100502	BOLT, M10-50	1		
11-17	K0000100202	BOLT, M10-20	1		
11-18	K5012320402	WASHER, SPCC 2.3-20-40	1		
11-19	K0300032402	PIN, COTTER M3.2-40	1		
11-20	K0144100002	NUT, W/F-RING M10	1		
11-21	K5000100002	WASHER, M10	1		
11-22	K4050000050	RUBBER, FOR PEDAL 70100	1		
11-23	LM2700-0409AD	PEDAL, A	1		
11-24	K5051020320	WASHER, C5191P 1-20-32	2		
11-25	K6000000280	BUSH, 20-24-20	2		
11-26	K1440000020	GREASE NIPPLE, TYPE C	1		
11-27	LM3200-0401ZD	PEDAL, BRAKE	1		
11-28	K5000080002	WASHER, M8	4		
11-29	K0300020202	PIN, COTTER M2-20	4		

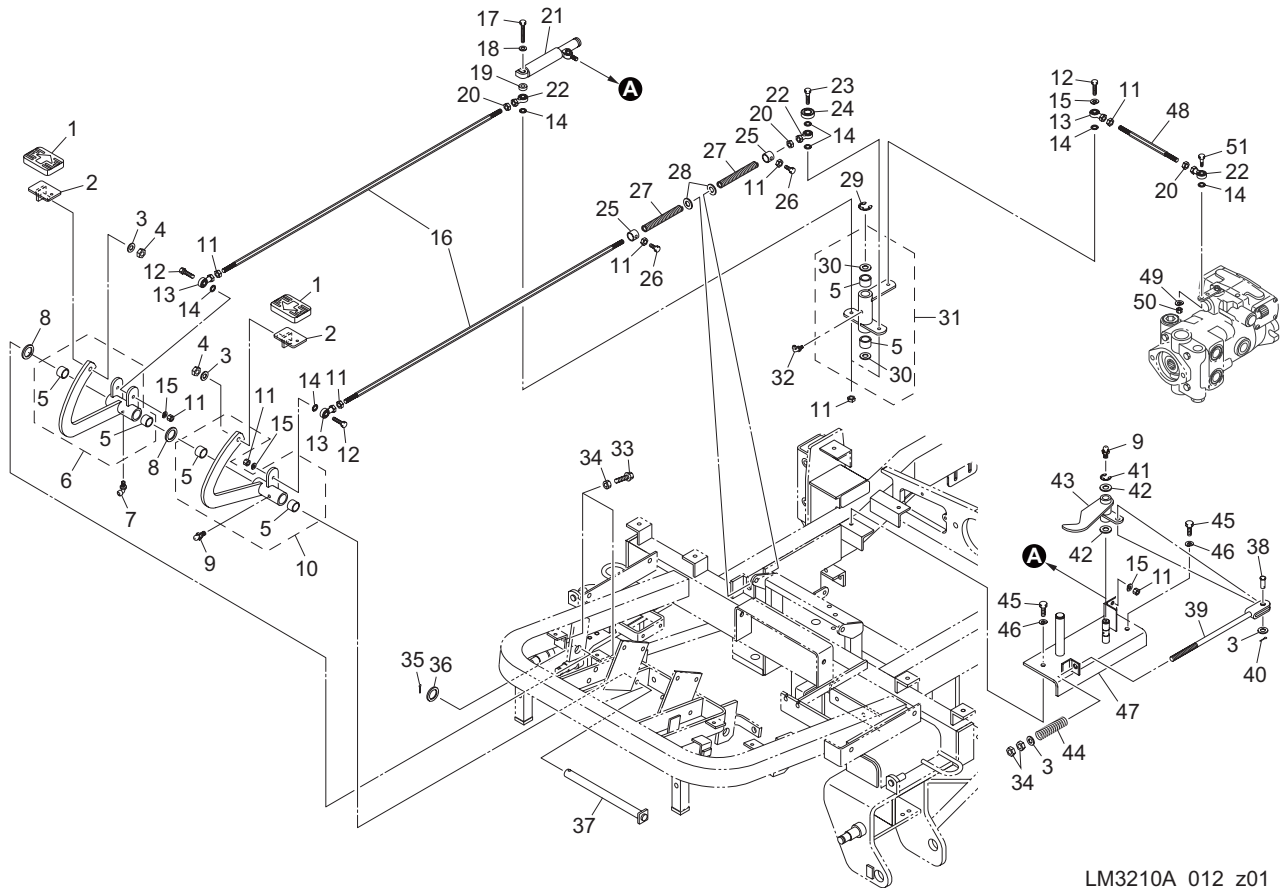


LM3210A_011_z01

Cat No.	Code No.	Part name	Qty	Remark	SN of application
11-30	K6031080222	PIN, FLAT HEAD HT M8-22	4		
11-31	K1120238000	WIRE, BRAKE 2380	1		
11-32	K1120205500	WIRE, BRAKE 2055	1		
11-33	K5000060002	WASHER, M6	1		

12.Pedal section B

LM3210A

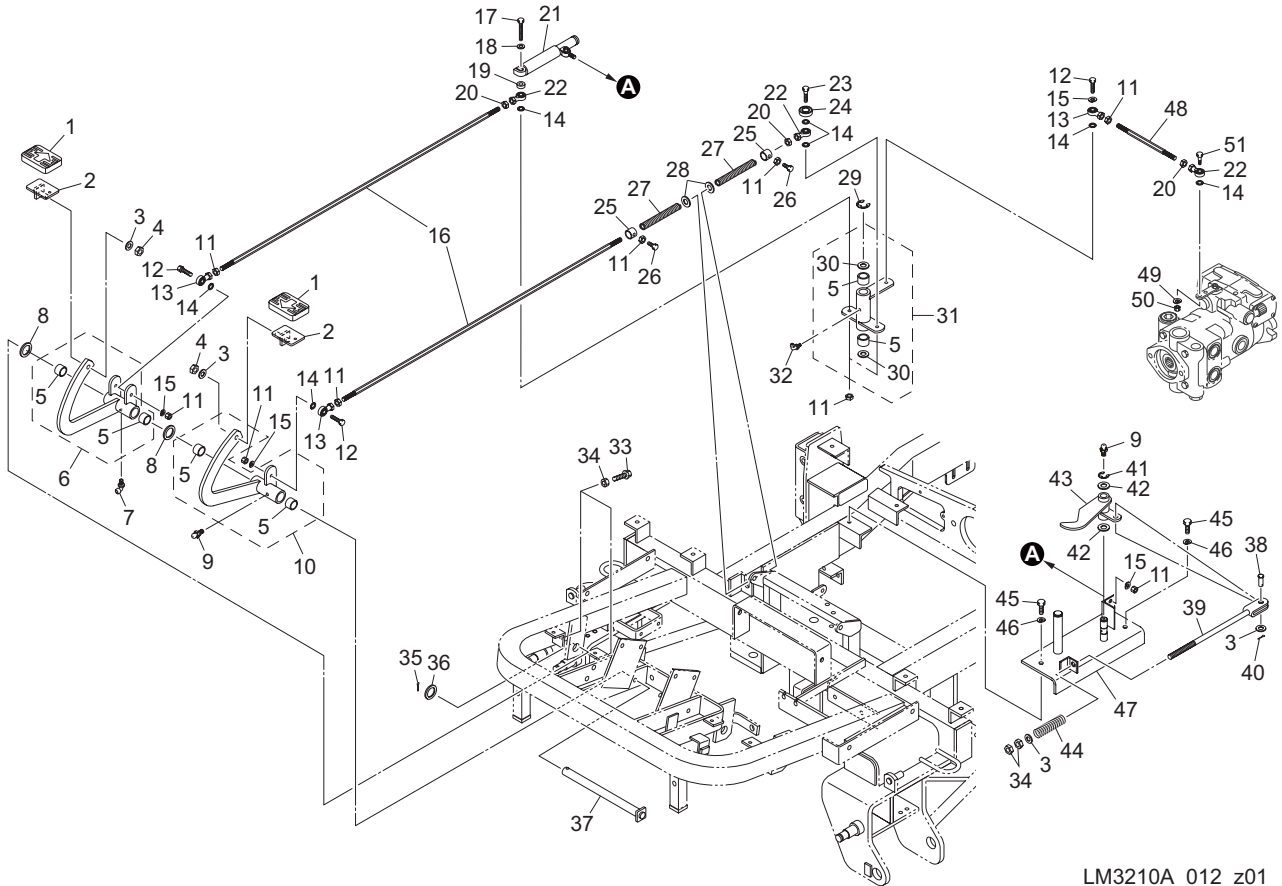


LM3210A_012_z01

Cat No.	Code No.	Part name	Qty	Remark	SN of application
12-1	LM2700-0420Z0	RUBBER, PEDAL 5575	2		
12-2	LM2700-0408AD	PEDAL, B	2		
12-3	K5000100002	WASHER, M10	4		
12-4	K0144100002	NUT, W/F-RING M10	2		
12-5	K6000000280	BUSH, 20-24-20	6		
12-6	LM2700-0402AD	PEDAL, BACKWARD	1		
12-7	K1440000020	GREASE NIPPLE, TYPE C	1		
12-8	K5051020320	WASHER, C5191P 1-20-32	2		
12-9	K1440000010	GREASE NIPPLE, STRAIGHT TYPE A	2		
12-10	GM2800-0406AD	PEDAL, FORWARD	1		
12-11	K0100080002	NUT, M8	10		
12-12	K0000080302	BOLT, M8-30	3		
12-13	K1601080000	JOINT, SPHERICAL PHS8	3		
12-14	K5073208202	WASHER, SPHC 3.2-8-20	7		
12-15	K0200080002	WASHER, SPRING M8	4		
12-16	LM2700-0415Z2	ROD, THREADED 875	2		
12-17	K0003080552	BOLT, M8-55	1		
12-18	K5000080002	WASHER, M8	1		
12-19	K6212003262	COLLAR, STKM M8.5-14-8	1		
12-20	K0180080002	NUT, LEFT-HANDED M8	3		
12-21	K3380000010	DAMPER, FOR LEVER	1		
12-22	K16010800L0	JOINT, SPHERICAL PHS8LA	3		
12-23	LM2700-0418Z2	BOLT, SPECIAL W/M8	1		
12-24	K0608006290	BEARING, BALL SEAL 2RS 629	1		
12-25	K6218000012	COLLAR, TAPPED M12-22-20	2		
12-26	K0000080202	BOLT, M8-20	2		
12-27	K1000000558	SPRING, COMPRESSION M2-18-100	2		
12-28	K5000120002	WASHER, M12	2		
12-29	K0400015002	RING, RETAINING E M15	1		
12-30	K5011020472	WASHER, SPCC 1-20-47	2		

12.Pedal section B

LM3210A

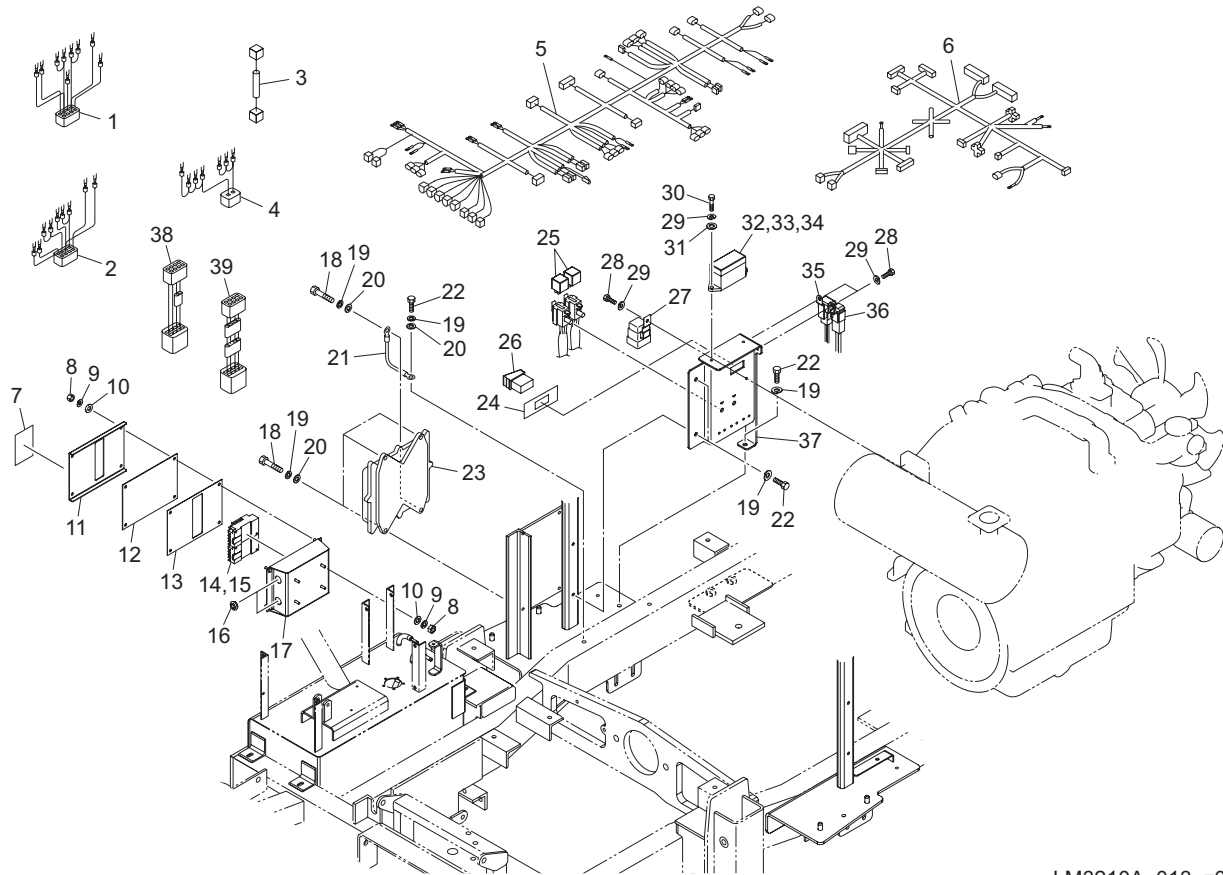


LM3210A_012_z01

Cat No.	Code No.	Part name	Qty	Remark	SN of application
12-31	LM2700-0413Z2	LEVER, CONTROLLING PUMP	1		
12-32	K1440000030	GREASE NIPPLE, TYPE B	1		
12-33	K0000100352	BOLT, M10-35	2		
12-34	K0100100002	NUT, M10	4		
12-35	K0300032402	PIN, COTTER M3.2-40	1		
12-36	K5012320402	WASHER, SPCC 2.3-20-40	1		
12-37	LM2700-0411Z2	SHAFT, PEDAL	1		
12-38	K6031100258	PIN, FLAT HEAD HT M10-25	1		
12-39	LM2700-0419Z2	ADJUSTER, LEVER	1		
12-40	K0300025202	PIN, COTTER M2.5-20	1		
12-41	K0400012002	RING, RETAINING E M12	1		
12-42	K5011016222	WASHER, SPCC 1-16-22	2		
12-43	LM2700-0412Z2	LEVER, NEUTRALIZING PUMP	1		
12-44	K100000082D	SPRING, COMPRESSION M2.6-17.2-70	1		
12-45	K0000100152	BOLT, M10-15	2		
12-46	K0200100002	WASHER, SPRING M10	2		
12-47	LM2700-0414Z2	FITTING, NEUTRALIZING PUMP	1		
12-48	LM2700-0416Z2	ROD, THREADED 170	1		
12-49	K0200060002	WASHER, SPRING M6	1		
12-50	K0100060002	NUT, M6	1		
12-51	LM2700-0417Z2	BOLT, SPECIAL W/M6	1		

13.Engine section A (Relay box)

LM3210A

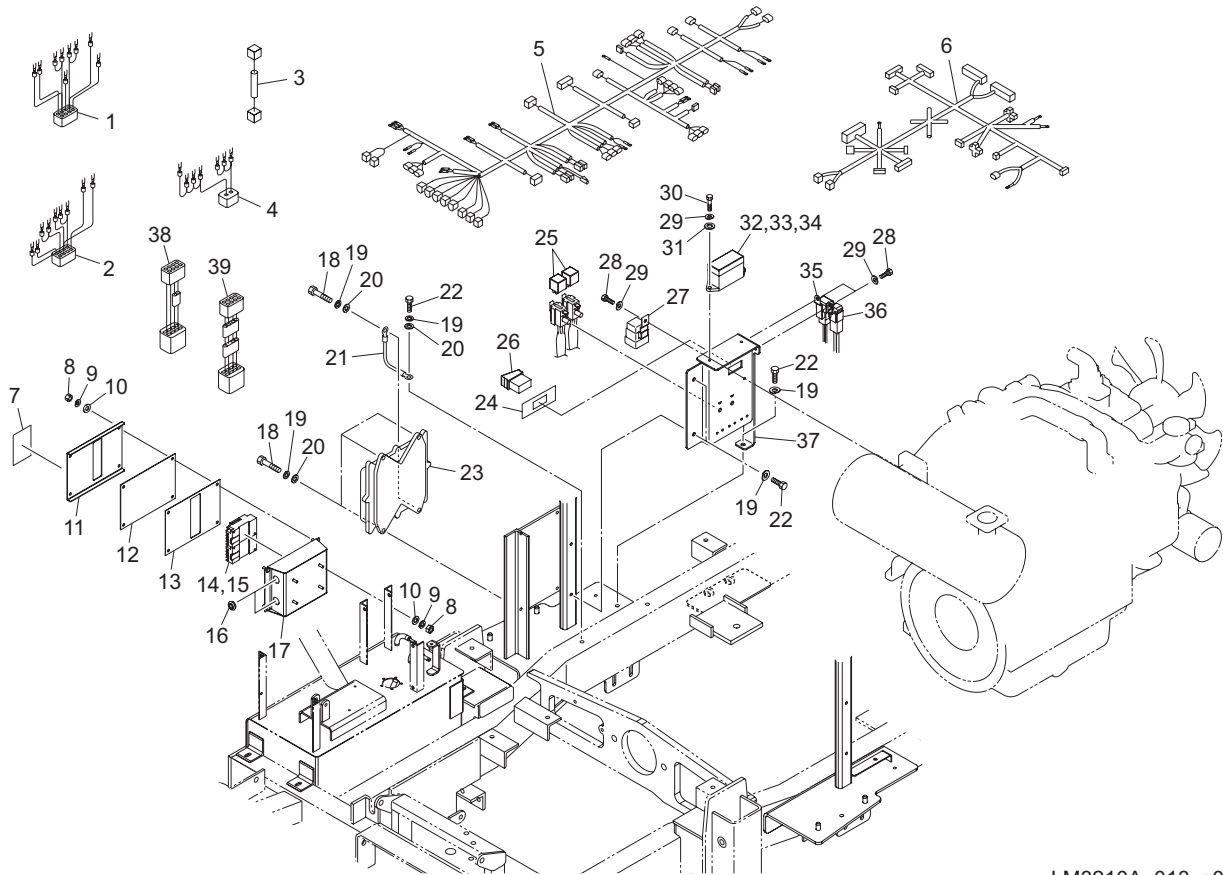


LM3210A_013_z01

Cat No.	Code No.	Part name	Qty	Remark	SN of application
13-1	LM3200-0504Z0	WIRE, RELAY A	1		
13-2	LM3200-0505Z0	WIRE, RELAY B	1		
13-3	K3690000180	CONTROLLER COMP, INITIAL RESET H	1		
13-4	LM3200-0506Z0	WIRE, RELAY C	1		
13-5	LM3210A0501A0	HARNESS, MAIN	1		11020-11044
13a-5	LM3210A0501B0	HARNESS, MAIN	1		11045-11088
13b-5	LM3210A0502Z0	HARNESS, MAIN	1		11089-
13-6	GM2810A0501A0	HARNESS, INTERMEDIATE	1		
13-7	LM3210-0502Z0	DECAL, RELAY	1		
13-8	K0100050002	NUT, M5	8		
13-9	K0200050002	WASHER, SPRING M5	8		
13-10	K5000050002	WASHER, M5	8		
13-11	GM2800-0519ZD	COVER, BOX	1		
13-12	GM2800-0518Z0	BOARD, ACRYLIC M 1.5-134189	1		
13-13	GM2800-0517Z0	PACKING, RUBBER 1-134189	1		
13-14	K3680000030	RELAY BOX, G6B-4CB	2		
13-15	G6B2114P-US-P6B	RELAY, FOR TERMINAL G6B-4CB	1-8		
13-16	K0900300200	GROMMET, W/SEALING C30SG20A	2		
13-17	GM2800-0570AD	BOX, RELAY	1		
13-18	K0000080202	BOLT, M8-20	4		
13-19	K0200080002	WASHER, SPRING M8	4		
13-20	K5000080002	WASHER, M8	5		
13-21	K3620001000	WIRE, TO EARTH AV3-160	1		
13-22	K0000080152	BOLT, M8-15	4		
13-23	PF1H030-5909-0	ECU, SUB-ASSY(03-OEM)	1		
13-24	K4203001590	DECAL, LAPPING	1		
13-25	PF1J423-6023-3	RELAY, STARTER 12V	2		
13-26	K3661000070	SWITCH, ROCKER RED	1		
13-27	PFRP421-5373-0	RELAY ASSY, GLOW	1		
13-28	K0000060102	BOLT, M6-10	3		

13.Engine section A (Relay box)

LM3210A

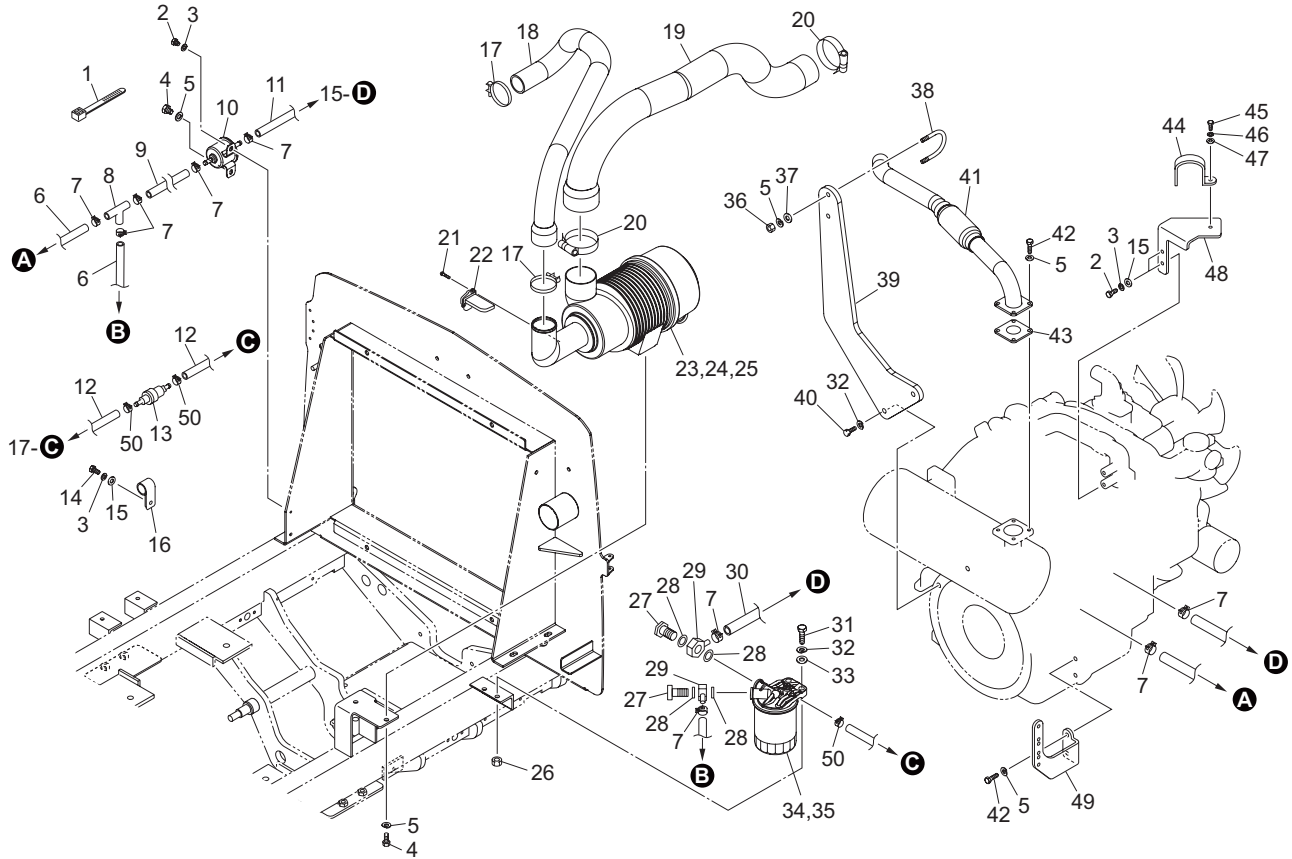


LM3210A_013_z01

Cat No.	Code No.	Part name	Qty	Remark	SN of application
13-29	K0200060002	WASHER, SPRING M6	5		
13-30	K0000060202	BOLT, M6-20	2		
13-31	K5000060002	WASHER, M6	2		
13-32	K3630000090	FUSE BLOCK, MINI 10P-A	1		
13-33	K3631000070	FUSE, MINI BLADE 5A	7		
13-34	K3631000110	FUSE, MINI BLADE 15A	2		
13-35	K3630000160	FUSE BLOCK, FUSIBLE LINK 30A	1		
13-36	K3630000150	FUSE BLOCK, FUSIBLE LINK 50A	1		
13-37	GM2810-0506ZD	MOUNT, ELECTRIC COMPONENT	1		
13-38	LM3210A0503Z0	FUSE, WIRE A	1		11097-
13-39	LM3210A0504Z0	FUSE, WIRE B	1		11097-

14.Engine section B

LM3210A

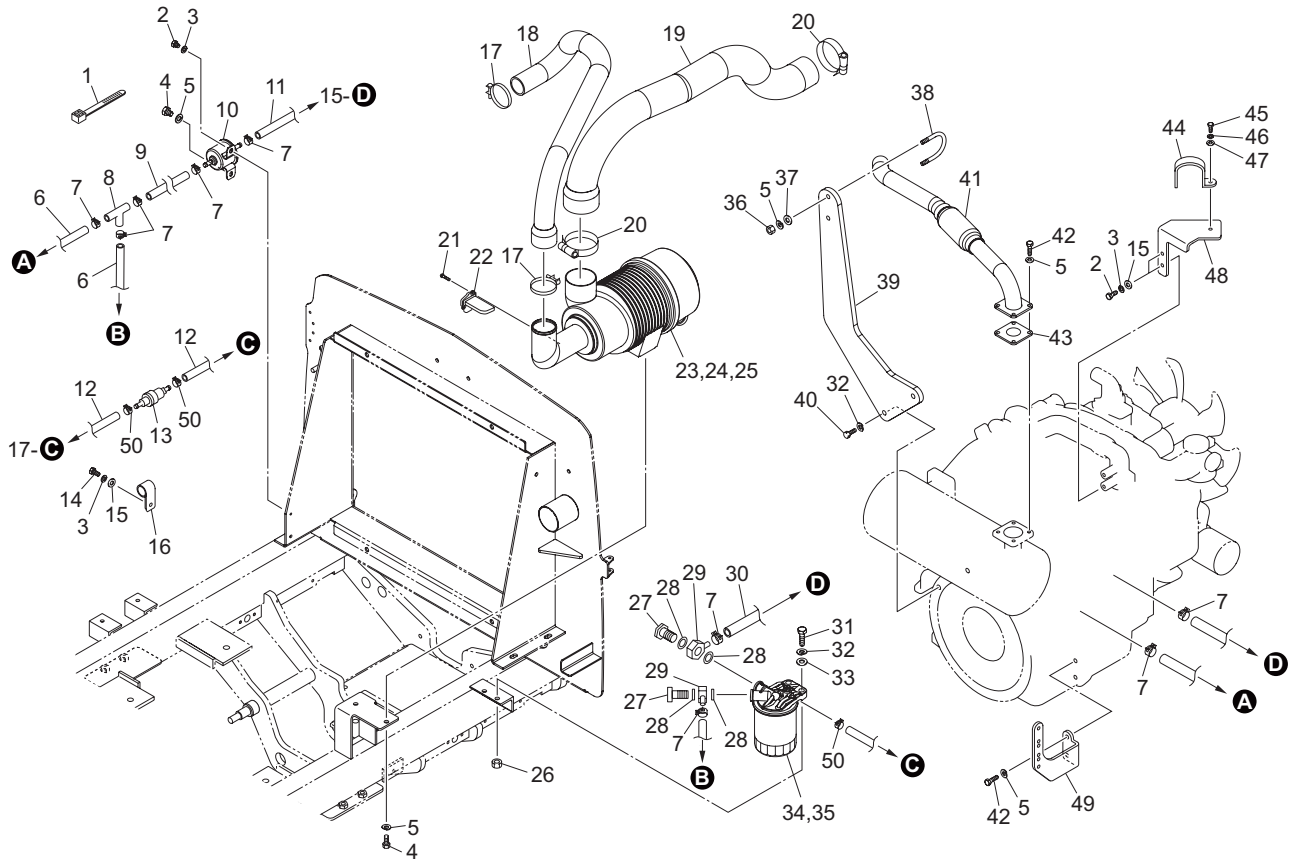


LM3210A_014_z00

Cat No.	Code No.	Part name	Qty	Remark	SN of application
14-1	K4241000110	BAND, PLASTIC T50R-DH-W	5		
14-2	K0000060152	BOLT, M6-15	3		
14-3	K0200060002	WASHER, SPRING M6	4		
14-4	K0000080152	BOLT, M8-15	3		
14-5	K0200080002	WASHER, SPRING M8	11		
14-6	K3180003500	HOSE, FUEL 8*1B350	2		
14-7	K4260000172	CLAMP, HOSE KS-11-19	9		
14-8	PF3N600-42170	CONNECTOR	1		
14-9	K3180011000	HOSE, FUEL 8*1B1100	1		
14-10	PF1G377-5203-0	PUMP ASSY, FUEL	1		
14-11	K3180003000	HOSE, FUEL 8*1B300	1		
14-12	K3182016500	HOSE, FUEL 4*1B1650	2		
14-13	PF1G911-4246-2	VALVE	1		
14-14	K0000060202	BOLT, M6-20	1		
14-15	K5000060002	WASHER, M6	3		
14-16	K4270022060	CLIP, HARNESS 22 M6	1		
14-17	K4261044000	CLAMP, HOSE PARKER 29-76	2		
14-18	GM2810-0510Z0	HOSE, AIR CLEANER B	1		
14-19	GM2810-0509Z0	HOSE, SUCTION A	1		
14-20	K4261056000	CLAMP, HOSE PARKER 54-100	2		
14-21	PF03054-50412	SCREW, ROUND HEAD	2		
14-22	PF1J520-1070-0	SENSOR, AIR FLOW	1		
14-23	PF1K987-1101-3	AIR CLEANER ASSY	1		
14-24	PF59800-2611-0	AIR CLEANER ELEMENT ASSY	1		
14-25	PF3A111-1913-0	AIR CLEANER ELEMENT, INNER	1		
14-26	K0100100002	NUT, M10	2		
14-27	PF16541-9579-1	BOLT, COUPLING	2		
14-28	PF17105-3368-0	PACKING	4		
14-29	PF15401-95693	JOINT, PIPING	2		
14-30	K3180002000	HOSE, FUEL 8*1B200	1		

14.Engine section B

LM3210A

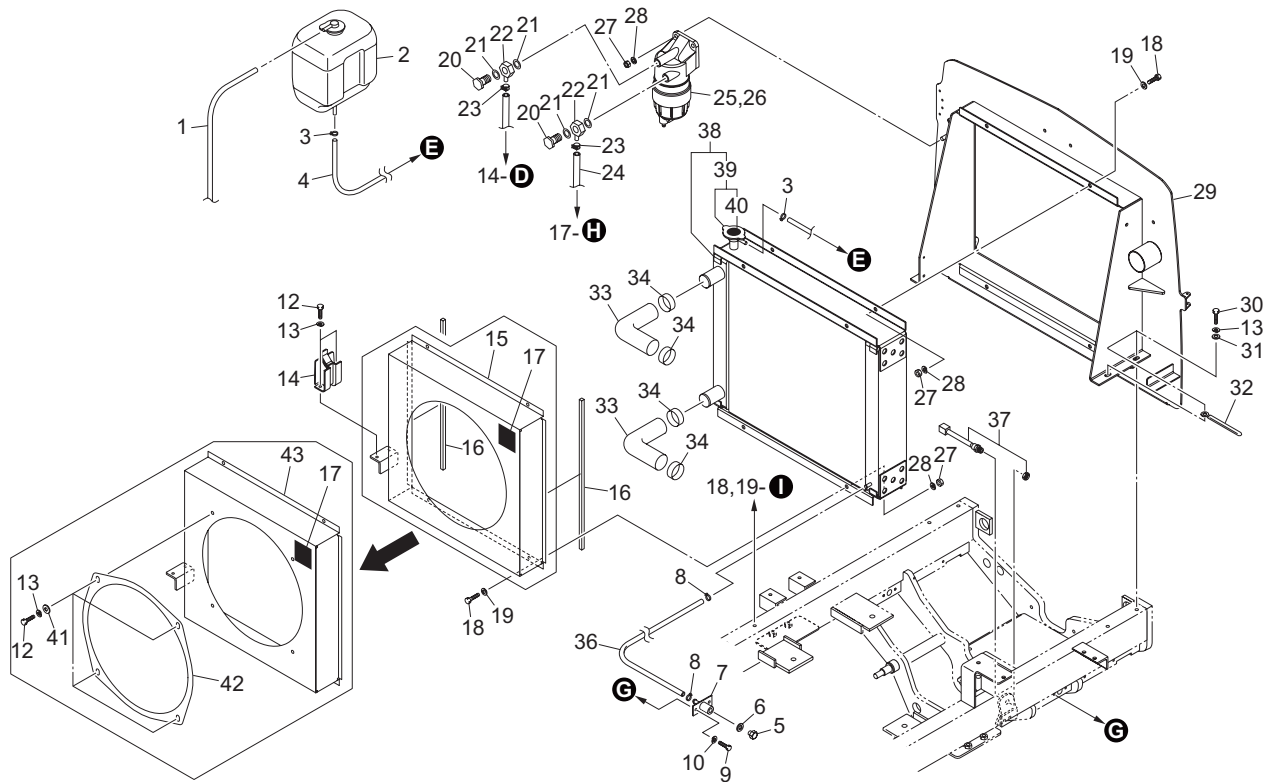


LM3210A_014_z00

Cat No.	Code No.	Part name	Qty	Remark	SN of application
14-31	K0000100352	BOLT, M10-35	2		
14-32	K0200100002	WASHER, SPRING M10	4		
14-33	K5000100002	WASHER, M10	2		
14-34	PF1J331-4301-2	FILTER ASSY, FUEL	1		
14-35	PF1J521-43172	FILTER CARTRIDGE	1		
14-36	K0100080002	NUT, M8	2		
14-37	K5000080002	WASHER, M8	2		
14-38	K0073000052	BOLT, W/F-RING M8-40A	1		
14-39	GM2810-0504ZD	STAY, MUFFLER	1		
14-40	K0000100252	BOLT, M10-25	2		
14-41	GM2810-0505ZU	PIPE, TAIL	1		
14-42	K0000080202	BOLT, M8-20	6		
14-43	PFT0070-1642-0	GASKET, MUFFLER	1		
14-44	K4260000252	CLAMP, HOSE SBKNS54	1		
14-45	K0000050102	BOLT, M5-10	1		
14-46	K0200050002	WASHER, SPRING M5	1		
14-47	K5000050002	WASHER, M5	1		
14-48	GM2810-0512Z2	BRACKET, HOSE	1		
14-49	GM2810-0513Z2	BRACKET, MIDDLE HARNESS	1		
14-50	K4260000150	CLAMP, HOSE 12	3		

15.Engine section C (Radiator)

LM3210A

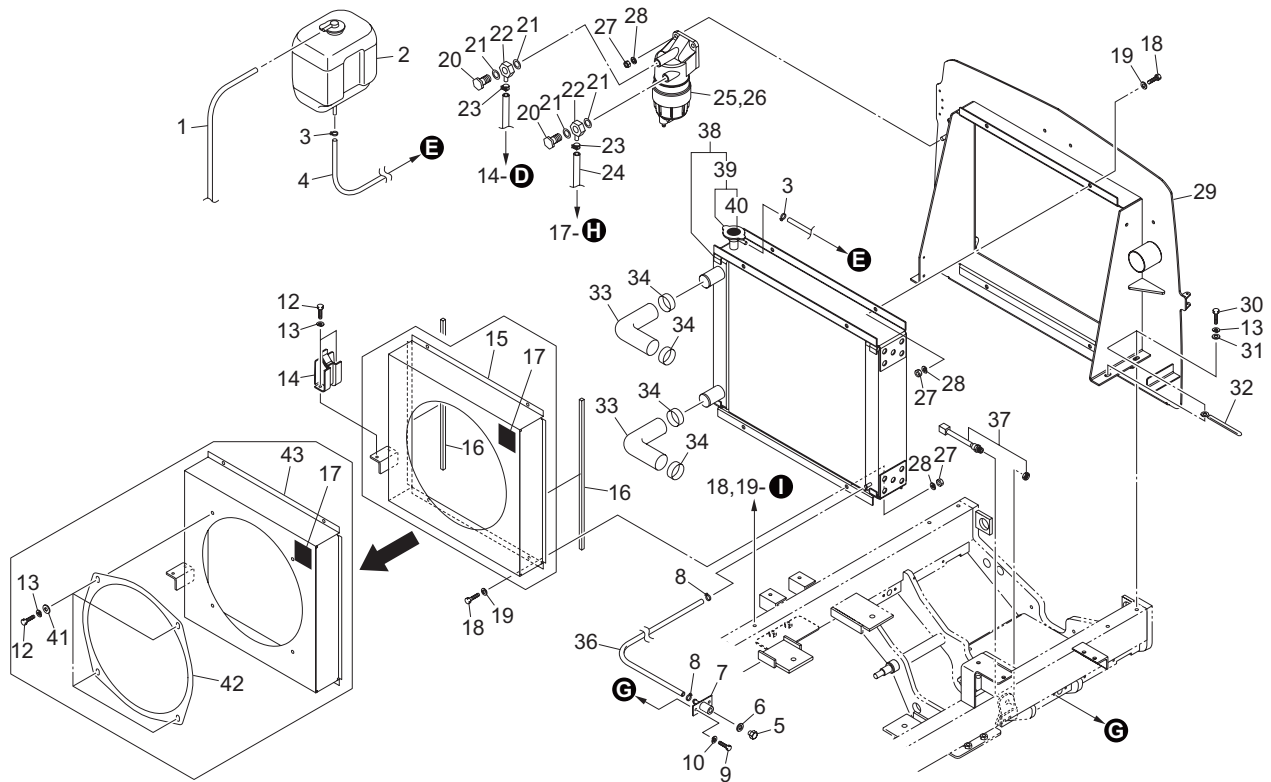


LM3210A_015_z03

Cat No.	Code No.	Part name	Qty	Remark	SN of application
15-1	GM2800-0528Z0	HOSE, DRAIN 700	1		
15-2	PF15501-7240-0	TANK ASSY, RESERVE	1		
15-3	PF15501-7247-0	CLIP, PIPE	2		
15-4	GM2800-0527Z0	HOSE, DRAIN 950	1		
15-5	LM2700-0563Z0	PLUG, DRAIN	1		
15-6	LM2700-0562Z0	PACKING, 995714120	1		
15-7	LM2700-0561Z2	JOINT, TER39280AB	1		
15-8	K4260000150	CLAMP, HOSE 12	2		
15-9	K0000060152	BOLT, M6-15	2		
15-10	K0200060002	WASHER, SPRING M6	2		
15-11					
15-12	K0000080152	BOLT, M8-15	2		11020-11075
15a-12	K0000080152	BOLT, M8-15	6		11076-
15-13	K0200080002	WASHER, SPRING M8	6		11020-11075
15a-13	K0200080002	WASHER, SPRING M8	10		11076-
15-14	PF15527-7246-0	STAY, RESERVE TANK	1		
15-15	GM2800-0567AD	SHROUD	1		11020-11075
15-16	K4220000230	SPONGE, URETHAN 10-10-500	2		
15-17	K4205001530	DECAL, CAUTION ROTATING OBJECT	1		
15-18	K0000100202	BOLT, M10-20	8		
15-19	K5000100002	WASHER, M10	8		
15-20	PF16541-9579-1	BOLT, COUPLING	2		
15-21	PF17105-3368-0	PACKING	4		
15-22	PF15401-95693	JOINT, PIPING	2		
15-23	K4260000172	CLAMP, HOSE KS-11-19	2		
15-24	K3180018600	HOSE, FUEL 8*1B-1860	1		
15-25	PF1K987-4335-0	FILTER ASSY, SEPARATOR	1		
15-26	PF1J520-43060	ELEMENT ASSY, FILTER	1		
15-27	K0100100002	NUT, M10	10		
15-28	K0200100002	WASHER, SPRING M10	10		

15.Engine section C (Radiator)

LM3210A

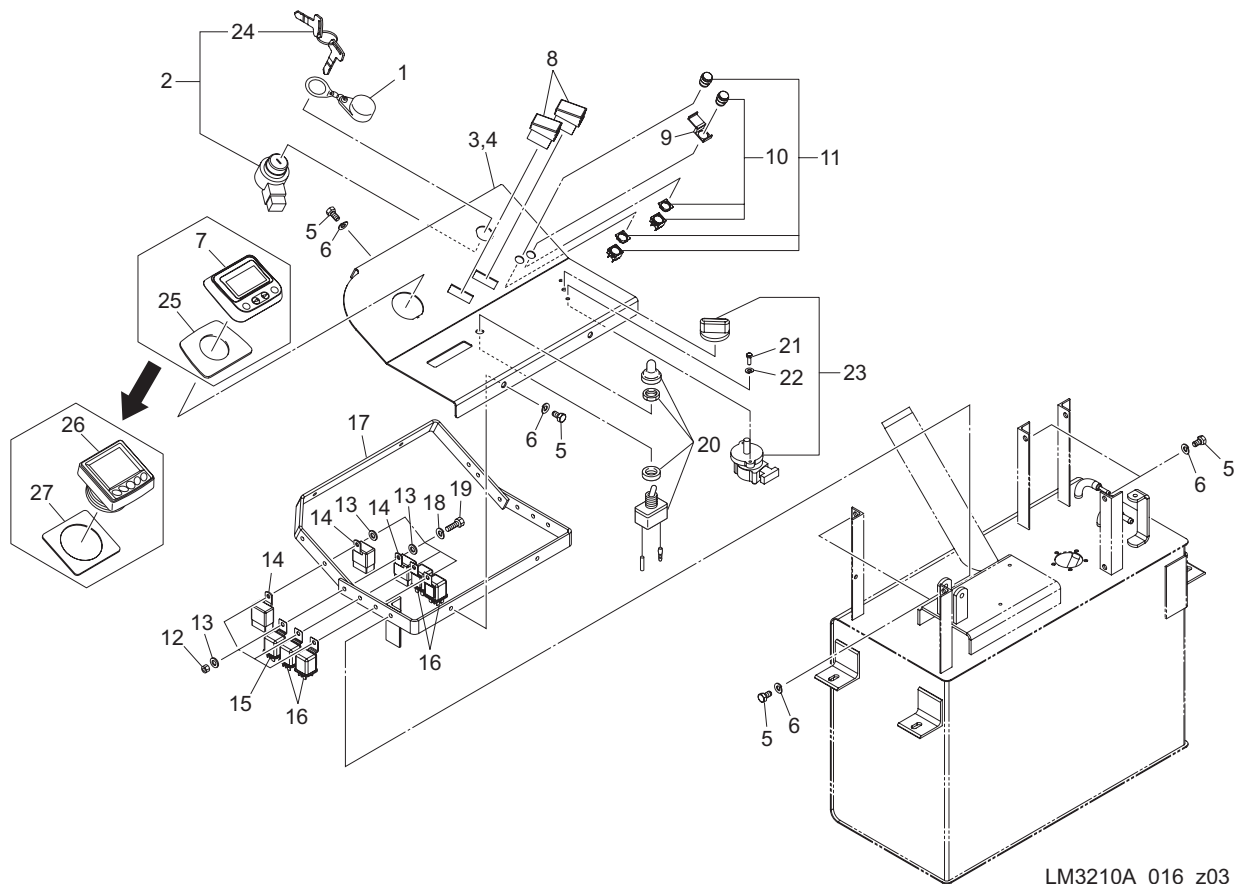


LM3210A_015_z03

Cat No.	Code No.	Part name	Qty	Remark	SN of application
15-29	GM2810-0502AD	FRAME, MOUNTING RADIATOR	1		11020-11033
15a-29	GM2810A0505ZD	FRAME, MOUNTING RADIATOR	1		11034-
15-30	K0000080202	BOLT, M8-20	4		
15-31	K5000080002	WASHER, M8	4		
15-32	K4281000020	CLAMP, HARNESS 8.5 80	1		
15-33	PFR1401-42363	HOSE	2		
15-34	K4260000200	CLAMP, HOSE JUBILEE BAND 2A	4		
15-35					
15-36	GM2800-0526Z0	HOSE, DRAIN 300	1		
15-37	K3720000120	SENSOR, PROXIMITY E2E-X5E2	1		11020-11044
15a-37	K3720000190	SENSOR, PROXIMITY E2E-X5C2	1		11045-
15-38	GM2800-0569A0	RADIATOR COMP	1		
15-39	XPGM2800-0565Z0	RADIATOR CAP COMP, 90KPA	1		
15-40	K4205001970	DECAL, CAUTION SPOUTING COOLANT	1		
15-41	K5012308262	WASHER, SPCC 2.3-8-26	4		11076-
15-42	GM2810A0508ZD	PLATE, SHROUD	1		11076-
15-43	GM2810A0507ZD	SHROUD	1		11076-

16.Engine section D (Instrument)

LM3210A

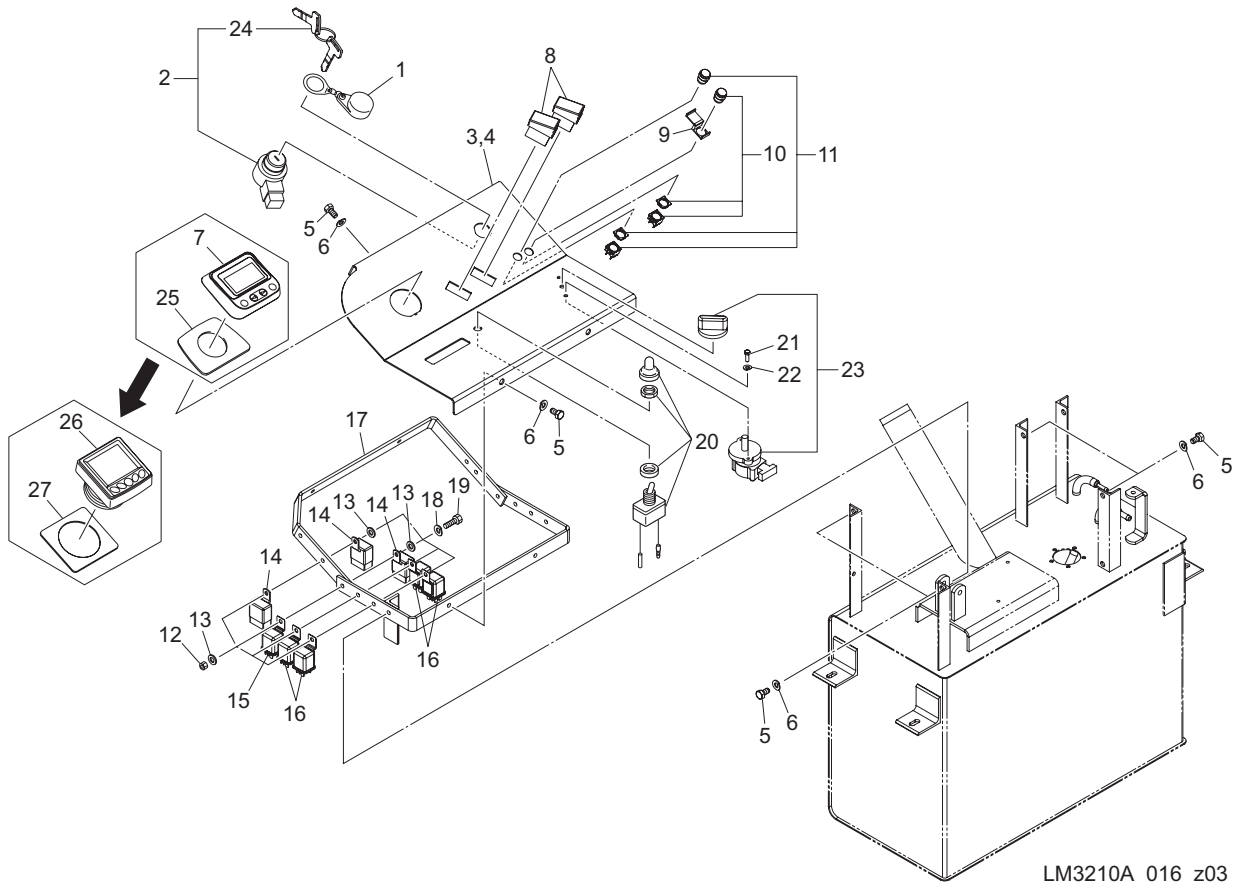


LM3210A_016_z03

Cat No.	Code No.	Part name	Qty	Remark	SN of application
16-1	PF54611-4112-0	CAP, STARTER SWITCH	1		
16-2	PF15248-6359-0	SWITCH ASSY, STARTER	1		
16a-3	LM3210A0902Z0	DECAL, OPERATION (EN)	1		11020-11062
16c-3	LM3210A0905Z0	DECAL, OPERATION (EN)	1		11063-
16-4	GM2810A0901ZD	MOUNT, INSTRUMENT	1		11020-11062
16a-4	GM2810A0905ZD	PLATE, MOUNTING INSTRUMENT	1		11063-
16-5	K0000080152	BOLT, M8-15	8		
16-6	K0200080002	WASHER, SPRING M8	8		
16-7	K3655000030	DISPLAY, PV101-C	1		11020-11055
16a-7	K3655000080	DISPLAY, PV101-C	1		11056-11062
16-8	K3661000050	SWITCH, ROCKER	2		
16-9	K3661000160	GUARD, SWITCH	1		
16-10	K3661000140	SWITCH, PUSH BUTTON ROUND	1		11020-11096
16a-10	K3661000270	SWITCH, PUSH BUTTON ROUND	1		11097-
16-11	K3661000150	SWITCH, PUSH BUTTON ROUND GREEN	1		11020-11096
16a-11	K3661000260	SWITCH, PUSH BUTTON ROUND GREEN	1		11097-
16-12	K0100060002	NUT, M6	4		
16-13	K5000060002	WASHER, M6	6		
16-14	K3681000010	RELAY, CA1-DC12V-N	3		
16-15	K3681000080	RELAY, MR5A602A1K	1		
16-16	K3681000070	RELAY, MR5A411A1K	4		
16-17	GM2810-0904ZD	FRAME, MOUNTING METER	1		
16-18	K0200060002	WASHER, SPRING M6	4		
16-19	K0000060202	BOLT, M6-20	4		
16-20	K3662000100	SWITCH, TOGGLE FOR LAMP WD101181	1		
16-21	K0042050152	SCREW, + ROUND HEAD M5-15	2		
16-22	K0200050002	WASHER, SPRING M5	2		
16-23	K3691000020	POTENTIOMETER, WCS-403571	1		
16-24	PF15248-6370-0	KEY, STARTER	1		
16-25	K4033000650	RUBBER, FOR DISPLAY	1		11020-11062

16.Engine section D (Instrument)

LM3210A

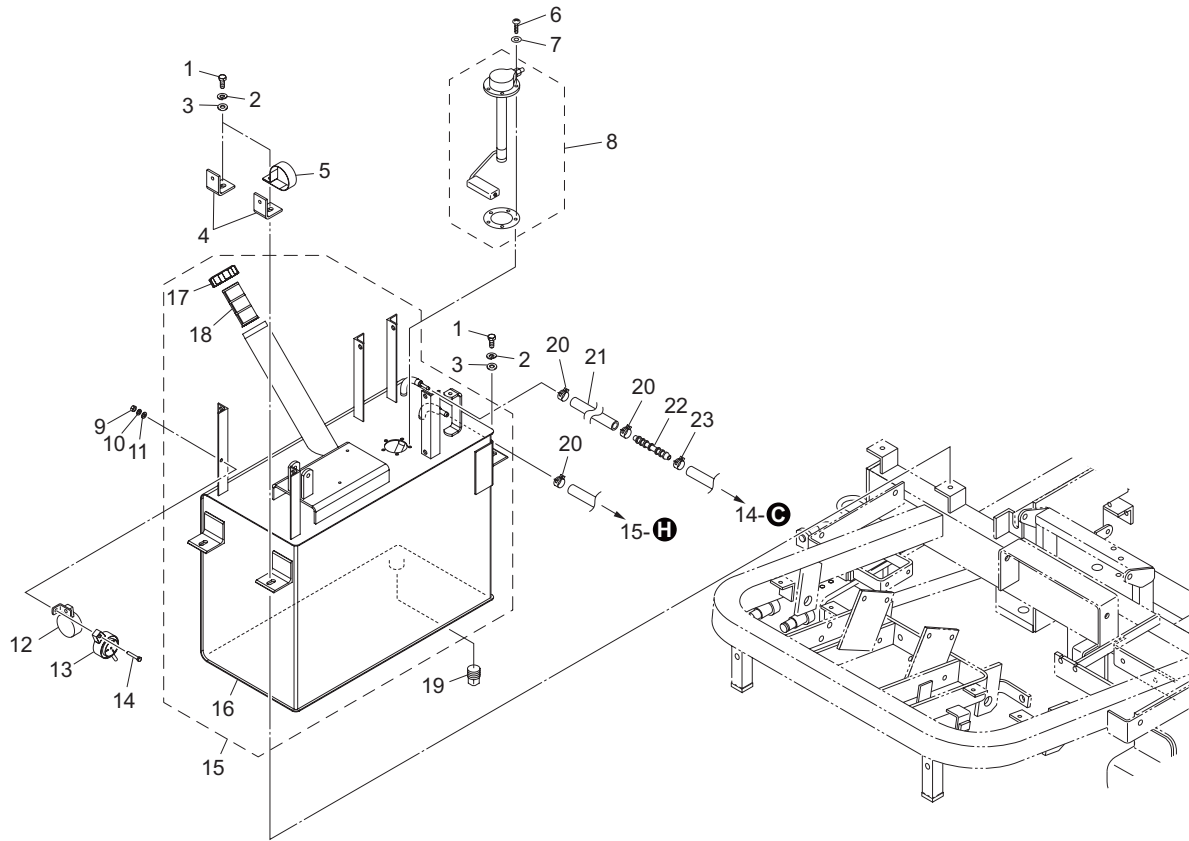


LM3210A_016_z03

Cat No.	Code No.	Part name	Qty	Remark	SN of application
16-26	K3655000090	DISPLAY, PV380-R3	1		11063-
16-27	K4033000670	RUBBER, FOR DISPLAY	1		11063-

17.Engine section E (Fuel tank)

LM3210A

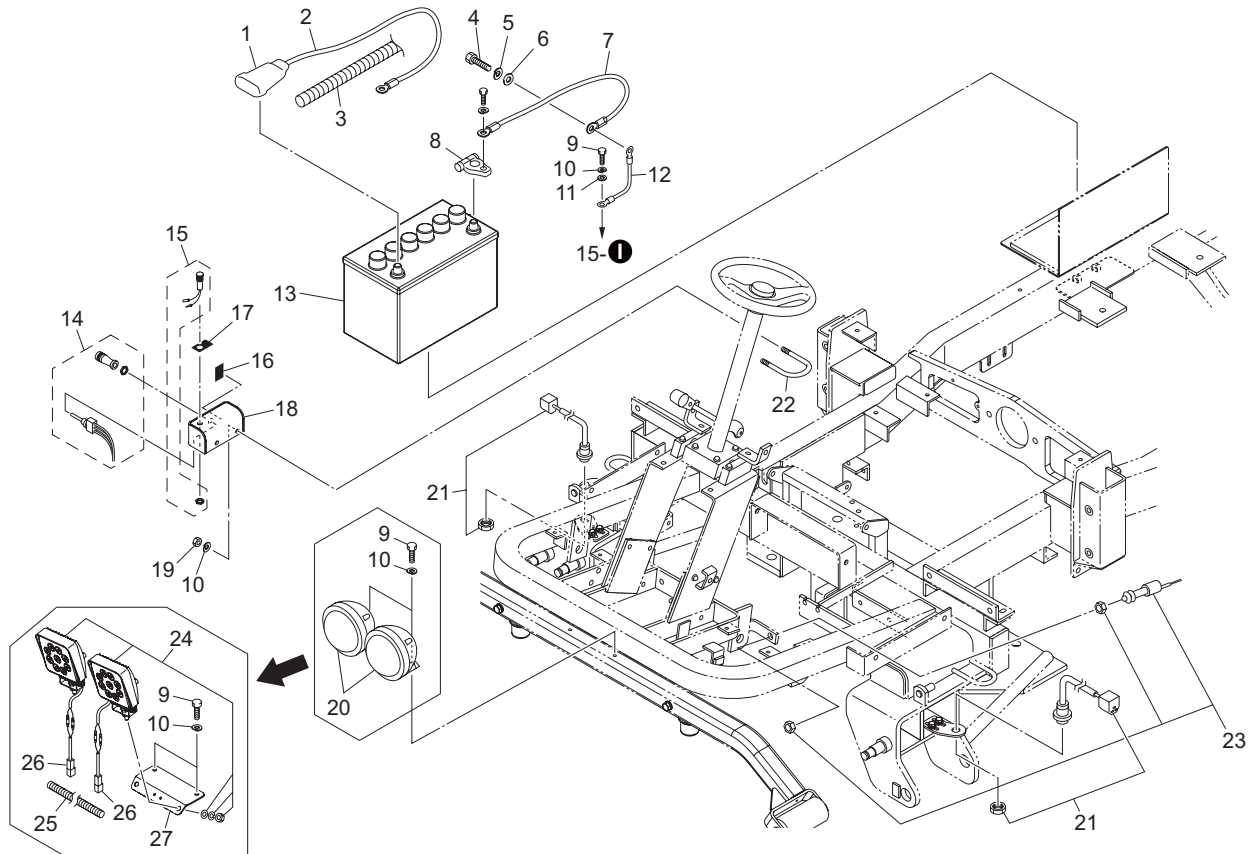


LM3210A_017_z01

Cat No.	Code No.	Part name	Qty	Remark	SN of application
17-1	K0000080202	BOLT, M8-20	4		
17-2	K0200080002	WASHER, SPRING M8	4		
17-3	K5000080002	WASHER, M8	4		
17-4	LM2700-0950ZD	PLATE, MOUNTING SIDE COVER	2		
17-5	K4270022060	CLIP, HARNESS 22 M6	1		
17-6	K0000050152	BOLT, M5-15	5		
17-7	K0922050000	SEAL, WASHER 5WF	5		
17-8	GM2810-0704Z0	SENDER, FUEL 227*198	1		11020-11033
17a-8	GM2810-0704B0	SENDER, FUEL 225*195	1		11034-
17-9	K0100050002	NUT, M5	1		
17-10	K0200050002	WASHER, SPRING M5	1		
17-11	K5000050002	WASHER, M5	1		
17-12	K3700000030	BUZZER, EBS-12 W/STAY	1		
17-13	K3700000010	BUZZER, EBM-12 TYPE	1		
17-14	K0000050302	BOLT, M5-30	1		
17-15	GM2810-0703A0	TANK ASSY, FUEL W/CAP	1		
17-16	GM2810-0702CD-Y	TANK, FUEL	1		
17-17	K1410000120	PLUG, FUEL TANK	1		
17-18	K3420000090	FILTER ASSY, FUEL	1		
17-19	K1422106001-Y	PLUG, TAPERED W/HEX HOLE T1 3/8	1		
17-20	K4260000172	CLAMP, HOSE KS-11-19	3		
17-21	K3180000600	HOSE, FUEL 8*1B60	1		
17-22	HM1560K0820Z0	JOINT, FUEL HOSE 8-6	1		
17-23	K4260000150	CLAMP, HOSE 12	1		
17-24					

18.Engine section F for Type R

LM3210A

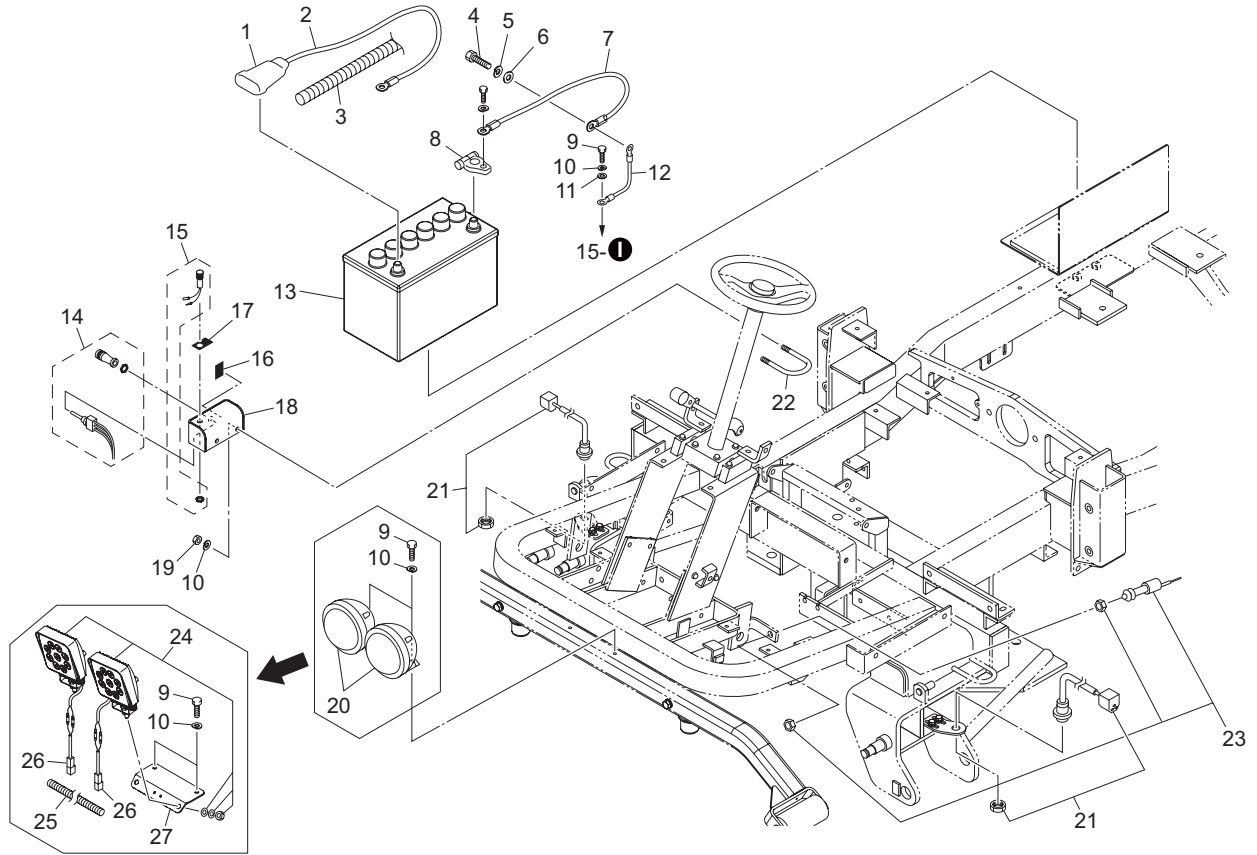


LM3210A_018_a05

Cat No.	Code No.	Part name	Qty	Remark	SN of application
18-1	K3612000070	TERMINAL, BATTERY (+) 4013-D-8-1	1		
18-2	K3610000620	WIRE, BATTERY (+) 500	1		11020-11095
18a-2	K3610000940	WIRE, BATTERY (+) 500	1		11096-
18-3	K3194103200	TUBE, CORRUGATED, 10-320	1		11020-11095
18a-3	K3194104100	TUBE, CORRUGATED, 10-410	1		11096-
18-4	K0002120252	BOLT, P1.25 M12-25	1		
18-5	K0200120002	WASHER, SPRING M12	1		
18-6	K5000120002	WASHER, M12	1		
18-7	K3611000490	WIRE, TO EARTH 500	1		11020-11095
18a-7	K3611000840	WIRE, TO EARTH 500	1		11096-
18-8	K3612000080	TERMINAL, BATTERY (-) 4013-D-8-2	1		
18-9	K0000080152	BOLT, M8-15	3		
18-10	K0200080002	WASHER, SPRING M8	5		
18-11	K5000080002	WASHER, M8	1		
18-12	K3611000430	WIRE, TO EARTH 500	1		11020-11095
18a-12	K3611000670	WIRE, TO EARTH 500	1		11096-
18-13	K3600000180	BATTERY, FX105D31R	1		
18-14	K3662000030	SWITCH, TOGGLE AUTO-RETURN ET115G	1		
18-15	K3641000090	LAMP, WORKING LED RED	1		
18-16	K4203001420	DECAL, DIFFERENTIAL LOCK	1		
18-17	K4205002270	DECAL, WARNING LAMP ENGINE	1		
18-18	GM2810A0503ZD	BOX, SWITCH	1		
18-19	K0100080002	NUT, M8	2		
18a-20	K3640000060	LAMP, V31623A	2		11020-11088
18-21	K3720000120	SENSOR, PROXIMITY E2E-X5E2	2		11020-11044
18a-21	K3720000190	SENSOR, PROXIMITY E2E-X5C2	2		11045-
18-22	K0073000052	BOLT, W/F-RING M8-40A	1		
18-23	K3671000150	SWITCH, LIMIT V17680A	1		
18a-24	K3640000110	LAMP, LED HX-WL014	2		11089-
18a-25	K3194002700	TUBE, CORRUGATED 7-270	2		11089-

18.Engine section F for Type R

LM3210A

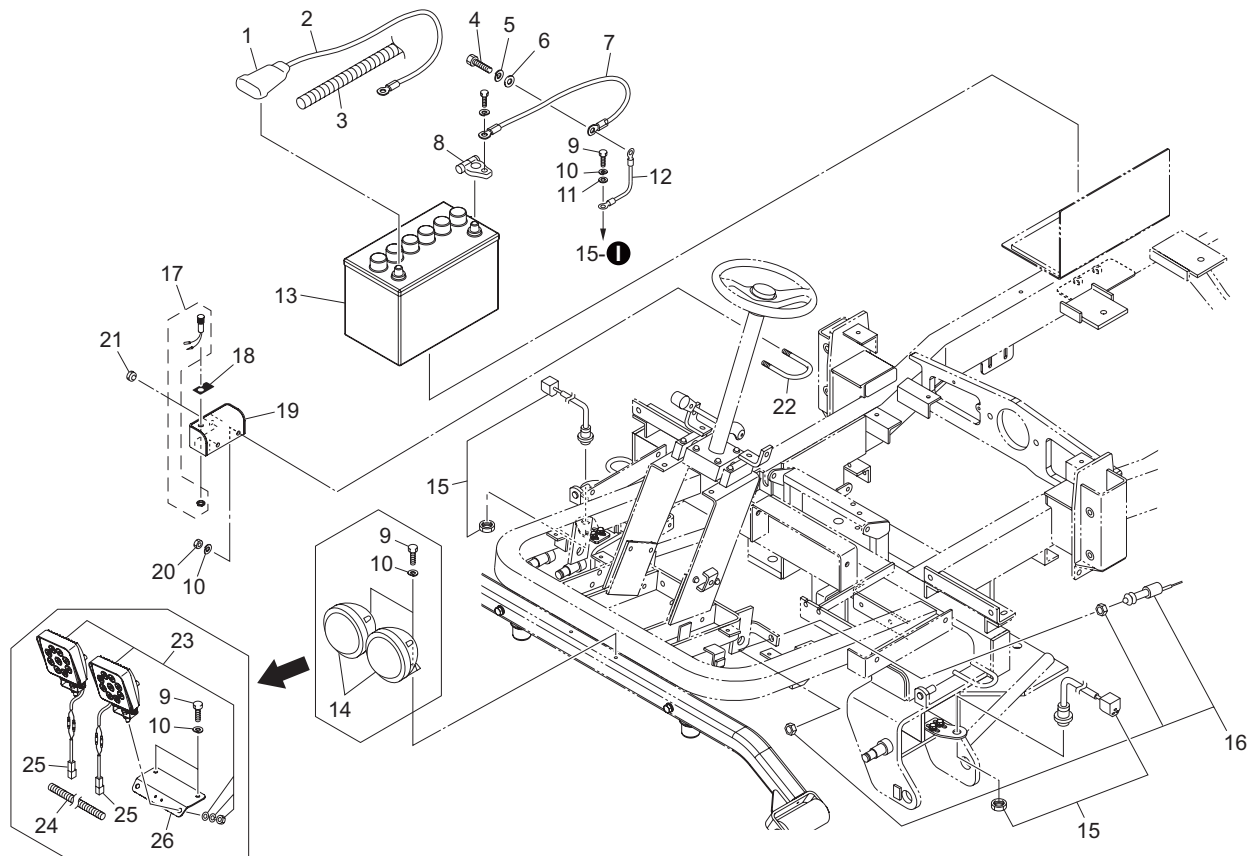


LM3210A_018_a05

Cat No.	Code No.	Part name	Qty	Remark	SN of application
18a-26	GM2810A0506Z0	WIRE, LIGHT CONVERSION	2		11089-
18a-27	GM2800C0512ZD	BRACKET, LAMP	1		11089-

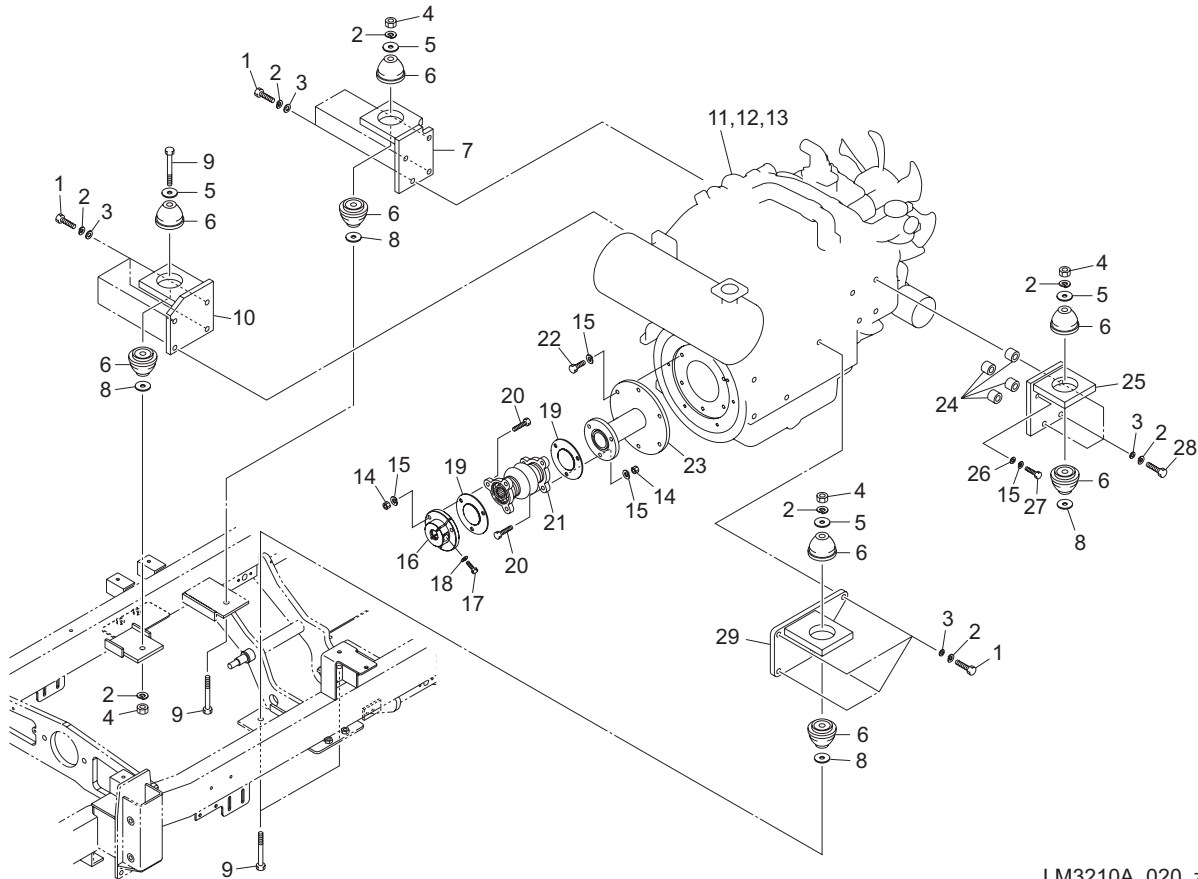
19.Engine section G for Type F

LM3210A



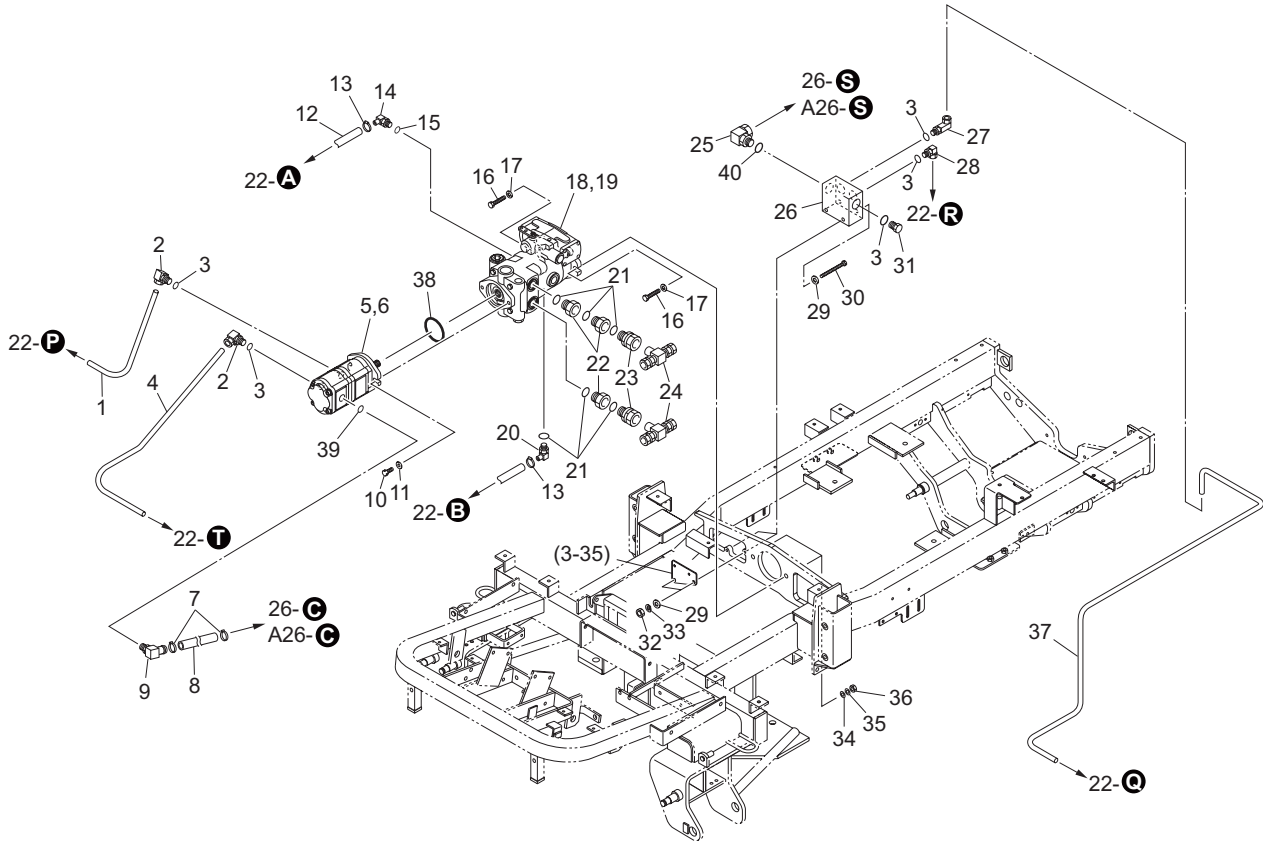
LM3210A_019_a05

Cat No.	Code No.	Part name	Qty	Remark	SN of application
19-1	K3612000070	TERMINAL, BATTERY (+) 4013-D-8-1	1		
19-2	K3610000620	WIRE, BATTERY (+) 500	1		11020-11095
19a-2	K3610000940	WIRE, BATTERY (+) 500	1		11096-
19-3	K3194103200	TUBE, CORRUGATED, 10-320	1		
19-4	K0002120252	BOLT, P1.25 M12-25	1		
19-5	K0200120002	WASHER, SPRING M12	1		
19-6	K5000120002	WASHER, M12	1		
19-7	K3611000490	WIRE, TO EARTH 500	1		11020-11095
19a-7	K3611000840	WIRE, TO EARTH 500	1		11096-
19-8	K3612000080	TERMINAL, BATTERY (-) 4013-D-8-2	1		
19-9	K0000080152	BOLT, M8-15	3		
19-10	K0200080002	WASHER, SPRING M8	5		
19-11	K5000080002	WASHER, M8	1		
19-12	K3611000430	WIRE, TO EARTH 500	1		11020-11095
19a-12	K3611000670	WIRE, TO EARTH 500	1		11096-
19-13	K3600000180	BATTERY, FX105D31R	1		
19a-14	K3640000060	LAMP, V31623A	2		11020-11088
19-15	K3720000120	SENSOR, PROXIMITY E2E-X5E2	2		11020-11044
19a-15	K3720000190	SENSOR, PROXIMITY E2E-X5C2	2		11045-
19-16	K3671000150	SWITCH, LIMIT V17680A	1		
19-17	K3641000090	LAMP, WORKING LED RED	1		
19-18	K4205002270	DECAL, WARNING LAMP ENGINE	1		
19-19	GM2810A0503ZD	BOX, SWITCH	1		
19-20	K0100080002	NUT, M8	2		
19-21	K0900300120	GROMMET, W/SEALING C30SG12A	1		
19-22	K0073000052	BOLT, W/F-RING M8-40A	1		
19a-23	K3640000110	LAMP, LED HX-WL014	2		11089-
19a-24	K3194002700	TUBE, CORRUGATED 7-270	2		11089-
19a-25	GM2810A0506Z0	WIRE, LIGHT CONVERSION	2		11089-
19a-26	GM2800C0512ZD	BRACKET, LAMP	1		11089-



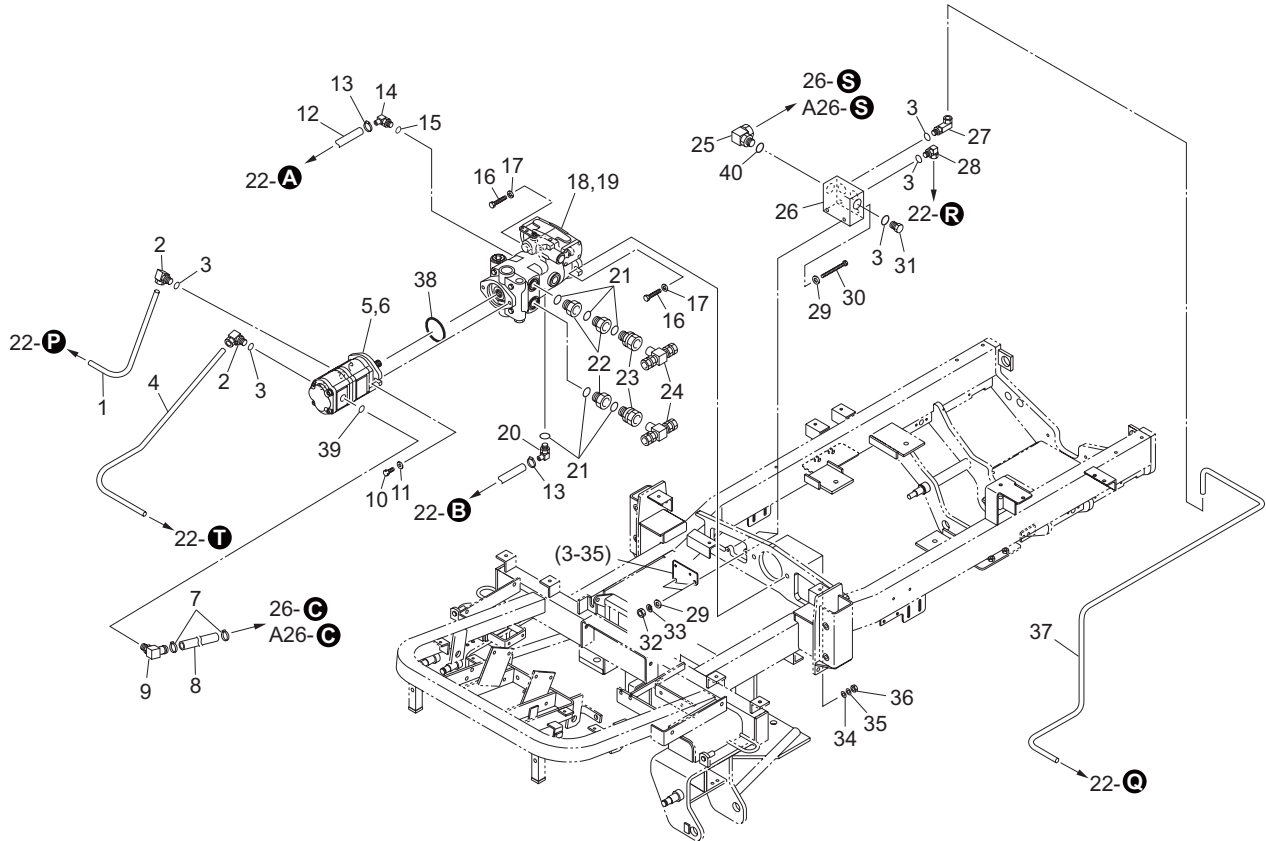
LM3210A_020_z01

Cat No.	Code No.	Part name	Qty	Remark	SN of application
20-1	K0012120352	BOLT, HT P1.25 M12-35	12		
20-2	K0200120002	WASHER, SPRING M12	19		
20-3	K5000120002	WASHER, M12	15		
20-4	K0100120002	NUT, M12	4		
20-5	K5076012402	WASHER, SPHC 6-12-40	4		
20-6	K4042000100	RUBBER, ISOLATOR TO MOUNT ENGINE	8		
20-7	GM2800-0515AD	BRACKET, ENGINE B	1		
20-8	K5011613402	WASHER, SPCC 1.6-13-40	4	for adjustment	
20-9	K0013121102	BOLT, HT M12-110	4		
20-10	GM2800-0533ZD	BRACKET, ENGINE A	1		
20-11	K2691000440	ENGINE, KUBOTA V2403-CR-TE5B	1		
20-12	PF17266-9701-0	BELT, COGGED 42.5-A	1		
20-13	PF16414-3243-4	FILTER (OIL CARTRIDGE)	1		
20-14	K0100100002	NUT, M10	6		
20-15	K0200100002	WASHER, SPRING M10	13		
20-16	K6204000572	DISK, DRIVING PUMP SIDE	1		
20-17	K001A100401	BOLT, 13T W/HEX HOLE M10-40	1		
20-18	K0215100002	WASHER, DISK SPRING 2H M10	1		
20-19	K6204000562	SPACER, 118	2		
20-20	K0010100352	BOLT, HT M10-35	6		
20-21	K1620000270	JOINT, BC75ACP230	1		
20-22	K0011100302	BOLT, HT P1.25 M10-30	6		
20-23	GM2810-0501Z2	ADAPTER, FLYWHEEL	1		
20-24	K6212000542	COLLAR, STKM M12.8-22-20	4		
20-25	GM2810-0511ZD	BRACKET, ENGINE D	1		
20-26	K5000100002	WASHER, M10	1		
20-27	K0011100502	BOLT, HT P1.25 M10-50	1		
20-28	K0015120552	BOLT, HT M12-55 P1.25	3		
20-29	LM2700-0504ZD	BRACKET, ENGINE C	1		



LM3210A_021_z02

Cat No.	Code No.	Part name	Qty	Remark	SN of application
21-1	LM3210-0802Z2-Y	PIPE, F	1		
21-2	K3026416081-Y	NIPPLE, LONG ELBOW KLO16-040E	2		
21-3	K0881018000	O-RING, P18B	5		
21-4	LM3210-0811Z2-Y	PIPE, A	1		
21-5	K3252000090	PUMP, GEAR PBB22RK514	1		
21-6	Y62-10313	SEAL KIT, GEAR PUMP PBB55RK513	1		
21-7	K4260000200	CLAMP, HOSE JUBILEE BAND 2A	2		
21-8	K3100A00410	HOSE, WP35-38-0-410	1		
21-9	K3008000212-Y	ADAPTER, ODD SIZED 90 FPD2576	1		
21-10	K0069000251	BOLT, 3/8-16 UNC 31.8	2		
21-11	K5073210242	WASHER, SPHC 3.2-10-24	2		
21-12	K3149010750	HOSE, S-25-750	1		
21-13	K4260000190	CLAMP, HOSE JUBILEE BAND 1	2		
21-14	K3008000302-Y	ELBOW, ADJUSTABLE FPD21941	1		
21-15	K0887009120	O-RING, AS568-912	1		
21-16	K0010120502	BOLT, HT M12-50	2		
21-17	K5073212352	WASHER, SPHC 3.2-12-35	2		
21-18	K3244000060	PUMP, PISTON 72400	1		
21-19	Y72400-908	SEAL KIT, PISTON PUMP 72400	1		
21-20	K3008000312-Y	ELBOW, ADJUSTABLE FPD21939	1		
21-21	K0887009160	O-RING, AS568-916	6		
21-22	K3008000632-Y	CONNECTOR, W/O-RING 4043-1 5/16-O	3		
21-23	K3008000622-Y	CONNECTOR, W/O-RING 1202-25-1 5/16	2		
21-24	K3027025001-Y	TEE, KTB 25-000E	2		
21-25	K3026425121-Y	NIPPLE, KLO 25-060E	1		
21-26	LM2700-0821Z2-Y	MANIFOLD	1		
21-27	K3028416081-Y	NIPPLE, ELBOW KLG16-040E	1		
21-28	K3026416081-Y	NIPPLE, LONG ELBOW KLO16-040E	1		
21-29	K5000080002	WASHER, M8	4		
21-30	K0003080802	BOLT, M8-80	2		11020-11062

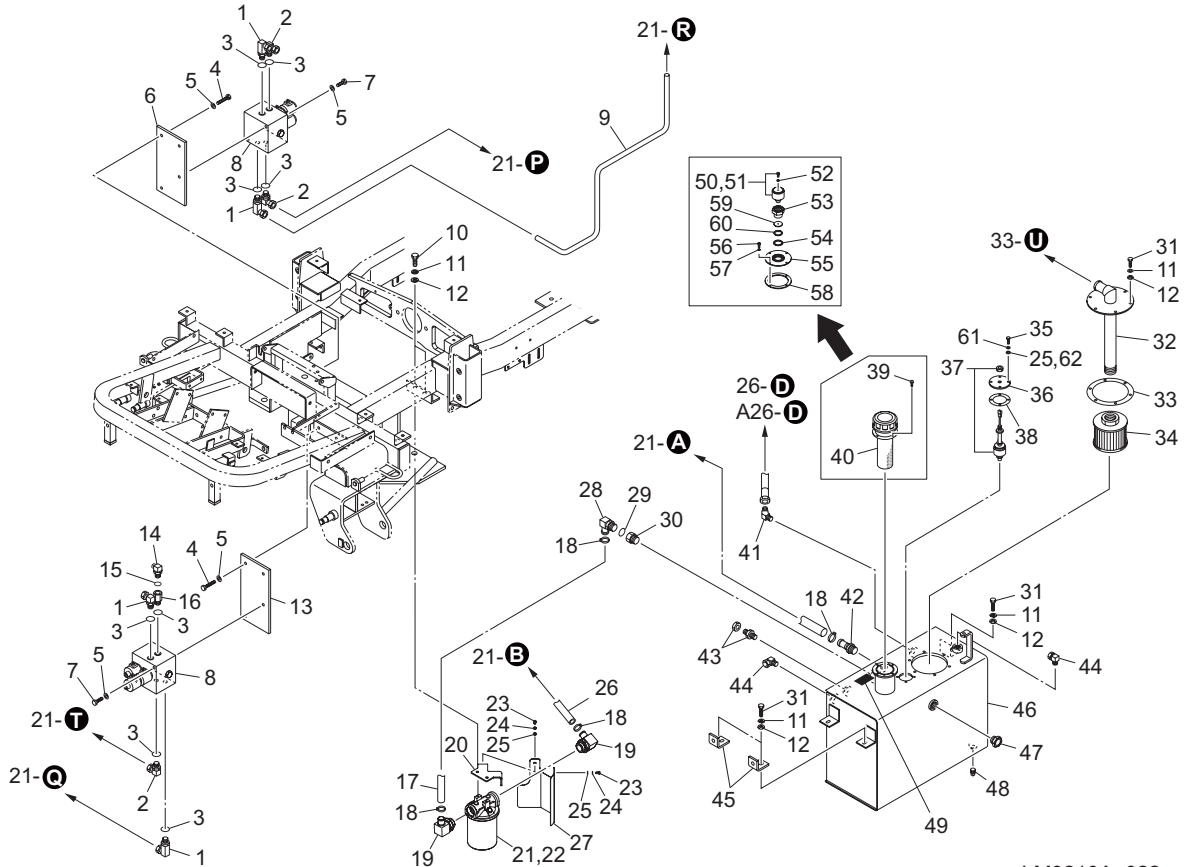


LM3210A_021_z02

Cat No.	Code No.	Part name	Qty	Remark	SN of application
21a-30	K0003080852	BOLT, M8-85	2		11063-
21-31	K1420000232-Y	PLUG, O-RING 215-PF1/2	1		
21-32	K0100080002	NUT, M8	2		
21-33	K0200080002	WASHER, SPRING M8	2		
21-34	K5000120002	WASHER, M12	2		
21-35	K0200120002	WASHER, SPRING M12	2		
21-36	K0100120002	NUT, M12	2		
21-37	LM3210-0813Z2-Y	PIPE, E	1		
21-38	K0887000420	O-RING, AS568-042	1		
21-39	K0881029000	O-RING, P29B	1		
21-40	K0881024000	O-RING, P24B	1		

22.Hydraulic section B

LM3210A

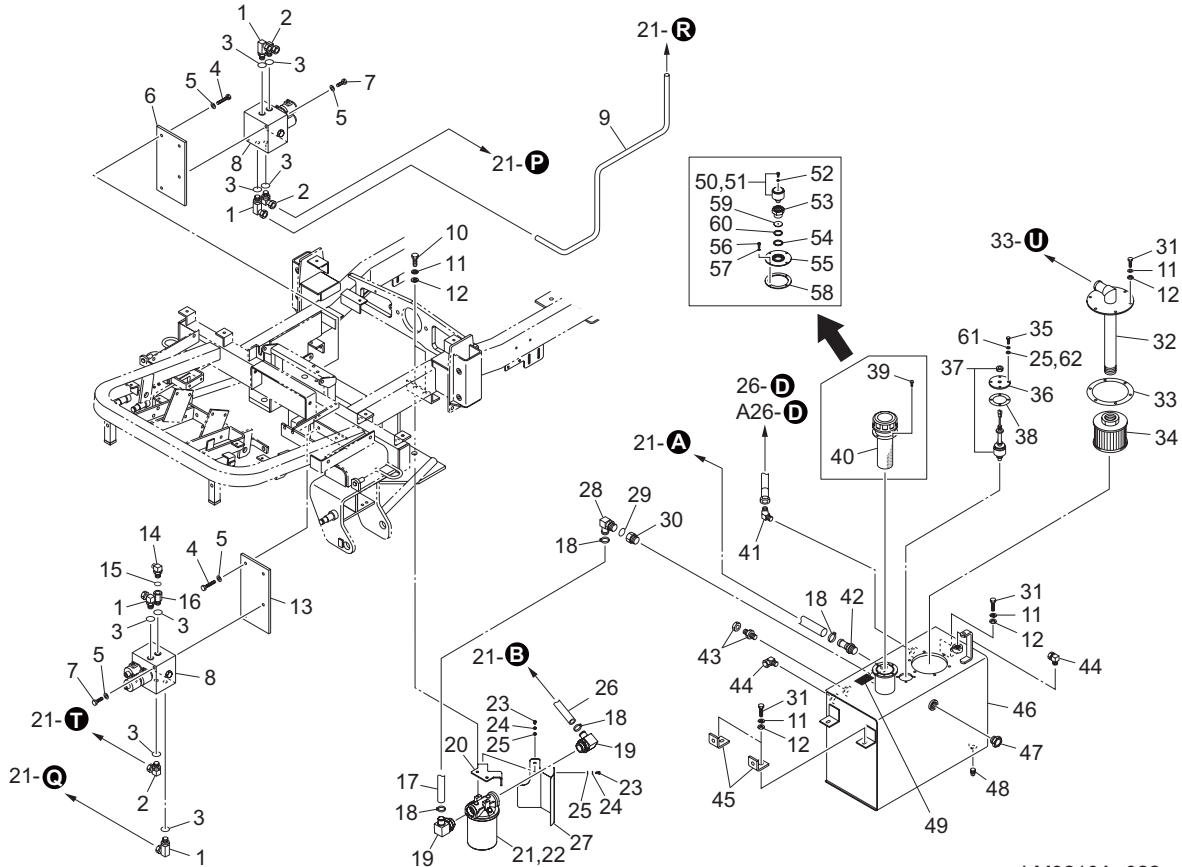


LM3210A_022_z03

Cat No.	Code No.	Part name	Qty	Remark	SN of application
22-1	K3028416061-Y	NIPPLE, ELBOW KLG16-030E	4		
22-2	K3026416061-Y	NIPPLE, ELBOW KLO16-030E	3		
22-3	K0881018000	O-RING, P18B	8		
22-4	K0000100302	BOLT, M10-30	4		
22-5	K0200100002	WASHER, SPRING M10	8		
22-6	LM2700-0813BD	PLATE, MOUNTING VALVE #2 & #3	1		
22-7	K0000100202	BOLT, M10-20	4		
22-8	K3313000660	VALVE COMP, SOLENOID HF81978-13	2		11020-11088
22a-8	K3313000970	VALVE COMP, SOLENOID HF81978-13	2		11089-
22-9	LM3210-0804Z2-Y	PIPE, K	1		
22-10	K0069000301	BOLT, UNC18 5/16-18-25	2		
22-11	K0200080002	WASHER, SPRING M8	11		
22-12	K5000080002	WASHER, M8	11		
22-13	LM3210-0814ZD	PLATE, MOUNTING VALVE #1 #4 #5	1		
22-14	K302506L082-Y	ADAPTER, FOR PIPE 06L-08	1		
22-15	K0881014000	O-RING, P14B	1		
22-16	K3009000172-Y	ADAPTER, PF3/8*PF1/2	1		
22-17	K3149010220	HOSE, S-25-220	1		
22-18	K4260000190	CLAMP, HOSE JUBILEE BAND 1	4		
22-19	K3008000922-Y	ELBOW, W/O-RING 1*5/8-12UN	2		
22-20	LM2700-0882ZD	BRACKET, CHARGE FILTER	1		
22-21	K3416000030	HEAD ASSY, OIL FILTERP576562	1		
22-22	K3416000040	FILTER, CARTRIDGE P565245	1		
22-23	K0000060122	BOLT, M6-12	2		
22-24	K0200060002	WASHER, SPRING M6	2		
22-25	K5000060002	WASHER, M6	6		11020-11095
22a-25	K5000060002	WASHER, M6	2		11096-
22-26	K3149010150	HOSE, S-25-150	1		
22-27	LM2700-0883ZD	PLATE, PROTECTING FILTER	1		
22-28	K3008000312-Y	ELBOW, ADJUSTABLE FPD21939	1		

22. Hydraulic section B

LM3210A

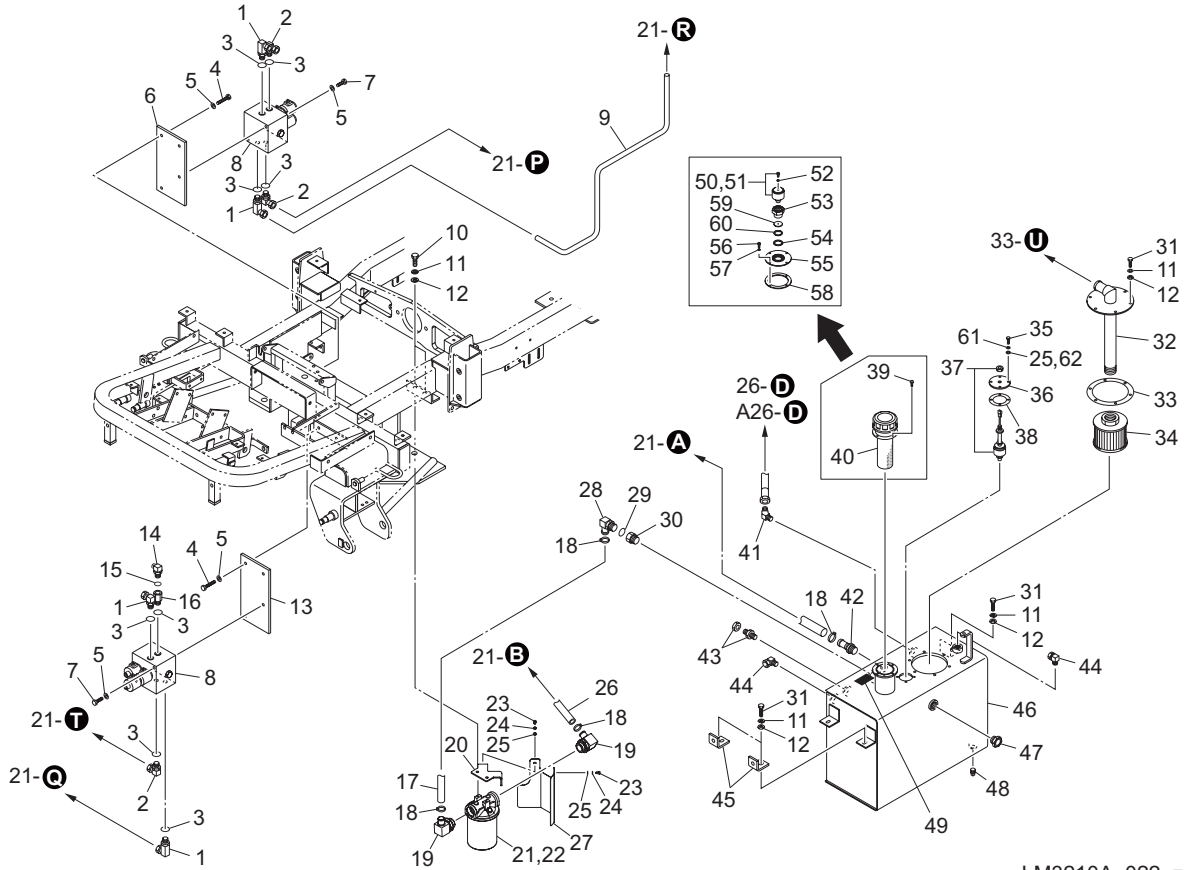


LM3210A_022_z03

Cat No.	Code No.	Part name	Qty	Remark	SN of application
22-29	K0887009160	O-RING, AS568-916	1		
22-30	K3008000642-Y	CONNECTOR, W/O-RING 4400-25-16	1		
22-31	K0000080202	BOLT, M8-20	9		
22-32	GM2800-0862Z2-Y	ATTACHMENT, SUCTION HOSE	1		
22-33	LM535E-0434Z0	PACKING, SUCTION PORT	1		
22-34	K3413000040	FILTER, SUCTION SFT-10-150W	1		
22-35	K0000060202	BOLT, M6-20	4		11020-11095
22a-35	K0000060152	BOLT, M6-15	4		11096-
22-36	LM526--0809Z2-Y	BRACKET, OIL LEVEL SENSOR	1		11020-11095
22a-36	LM526--0809A2-Y	BRACKET, OIL LEVEL SENSOR	1		11096-
22-37	K3720000130	SENSOR, LEVEL SWITCH	1		
22-38	K4011000330	PACKING, OIL-SHEET 0.8-4575	1		
22-39	K0044050102	SCREW, + ROUND HEAD W/SW M5-10	4		11020-11062
22-40	K3400000030	BREATHER, FILLER PORT FAB-50	1		11020-11062
22-41	K3003120002-Y	ELBOW, 45 1035-12	1		
22-42	K3009000132-Y	ADAPTER, MO-JS-25	1		
22-43	K3026610081-Y	CONNECTOR, KCT 10-040E	1		
22-44	K3028010081-Y	ELBOW, KLN 12-040E	2		
22-45	LM2700-0950ZD	PLATE, MOUNTING SIDE COVER	2		
22-46	GM2810-0813AD-Y	TANK, HYDRAULIC	1		
22-47	K1400000046-Y	GAUGE, OIL G3/4 TYPE M	1		11020-11075
22a-47	K1400000076-Y	GAUGE, OIL G3/4 TYPE MG	1		11076-
22-48	K1422106001-Y	PLUG, TAPERED W/HEX HOLE T1 3/8	1		
22-49	K4209000980	DECAL, HYDRAULIC OIL	1		11020-11081
22a-49	K4209001390	DECAL, HYDRAULIC OIL	1		11082-
22-50	K1430000030	BREATHER, AIR AP-02	1		11063-
22-51	K1430000060	ELEMENT, AIR P-AP-02-20U	1		11063-
22-52	K0922040000	SEAL, WASHER 4WF	1		11063-
22-53	K3029000402-Y	BUSHING, R1/4*G3/4	1		11063-11081
22a-53	K3029000412-Y	BUSHING, R1/4*G3/4	1		11082-

22.Hydraulic section B

LM3210A

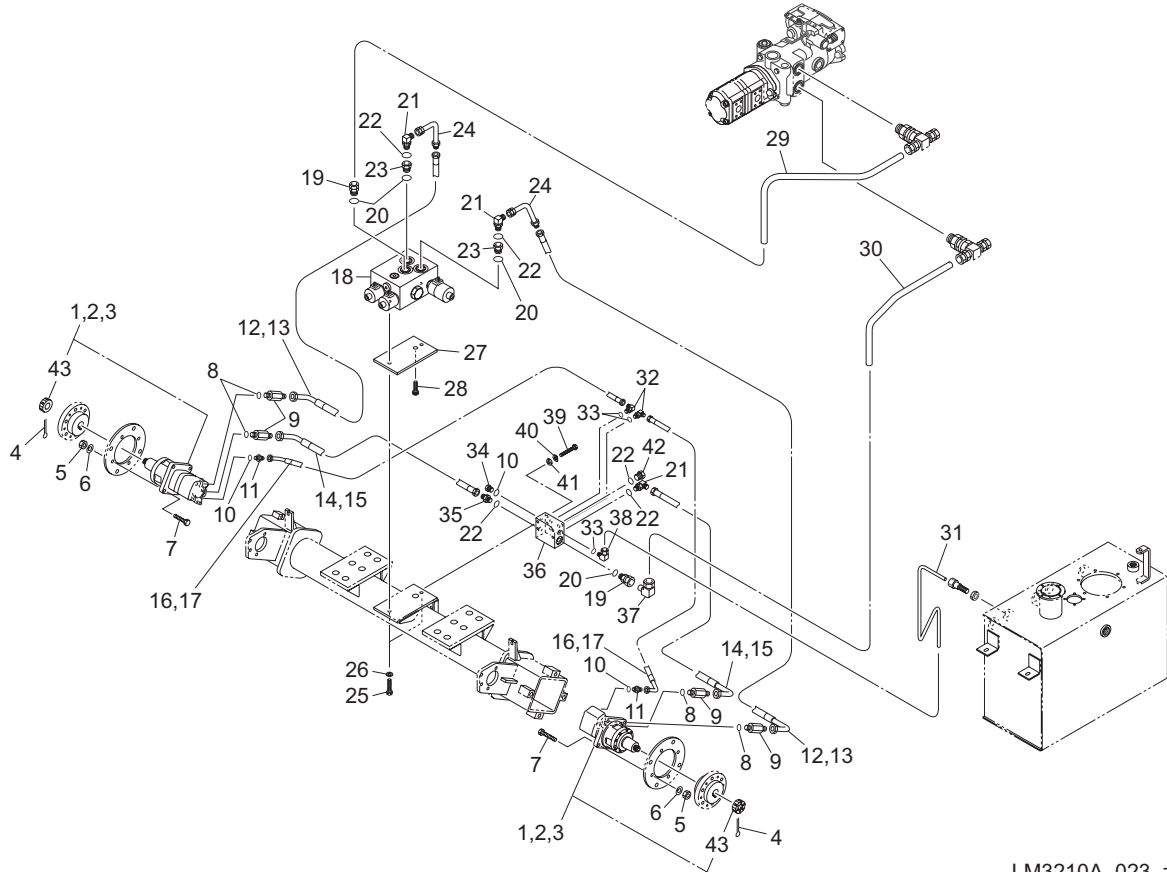


LM3210A_022_z03

Cat No.	Code No.	Part name	Qty	Remark	SN of application
22-54	K0881024000	O-RING, P24B	1		11063-
22-55	K7180000072-Y	BRACKET, FILLER PORT	1		11063-
22-56	K0042050152	SCREW, + ROUND HEAD M5-15	4		11063-
22-57	K0200050002	WASHER, SPRING M5	4		11063-
22-58	K4011000340	PACKING, OIL-SHEET1-6788	1		11063-
22-59	K5101000640-Y	PLATE, BAFFLE	1		11082-
22-60	K0402019001	RING, RETAINING R M19	1		11082-
22-61	K0200060002	WASHER, SPRING M6	4		11020-11095
22-62	K0922060000	SEAL, WASHER 6WF	4		11096-

23.Hydraulic section C (Front wheel motor) for Type R

LM3210A

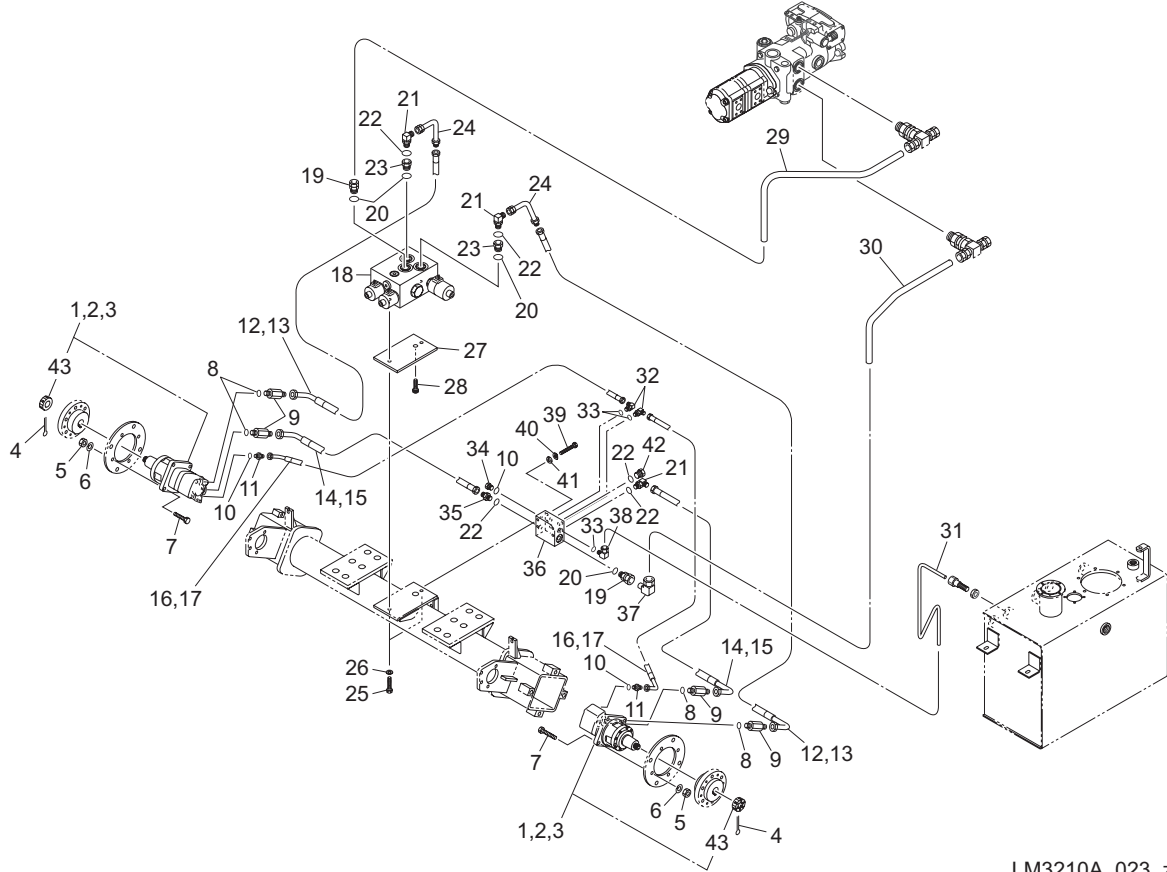


LM3210A_023_z01

Cat No.	Code No.	Part name	Qty	Remark	SN of application
23-1	K3291000250	MOTOR, WHEEL 4-490BBAS-F9376	2		
23-2	Y61234S	SEAL KIT, WHEEL MOTOR 4000 (REAR)	2		
23-3	YAE0325A	SEAL KIT, WHEEL MOTOR 4000 (SHAFT)	2		
23-4	K0300040502	PIN, COTTER M4-50	2		
23-5	K0100140002	NUT, M14	8		
23-6	K0200140002	WASHER, SPRING M14	8		
23-7	K0013140502	BOLT, HT M14-50	8		
23-8	K0887009120	O-RING, AS568-912	4		
23-9	K3008000382-Y	CONNECTOR, W/O-RING 1	4		
23-10	K0887009040	O-RING, AS568-904	3		
23-11	K3008000342-Y	CONNECTOR, W/O-RING 1096-6	2		
23-12	K3106430700	HOSE, WP245-12-3-700	2		
23-13	K3191006000	TUBE, SPIRAL SP-15 600	2		
23-14	K3106430600	HOSE, WP245-12-3-600	2		
23-15	K3191005000	TUBE, SPIRAL SP-15 500	2		
23-16	K3101220700	HOSE, WP70-6-2-700	2		
23-17	K3190006000	TUBE, SPIRAL SP-12 600	2		
23-18	K3313000640	VALVE COMP, SOLENOID HF78445-12	1		11020-11088
23a-18	K3313000960	VALVE COMP, SOLENOID HF78445-12	1		11089-
23-19	K3026325121-Y	CONNECTOR, KCO 25-060E	2		
23-20	K0881024000	O-RING, P24B	4		
23-21	K3008000042-Y	ELBOW, ADJUSTABLE 90 1086-12	3		
23-22	K0881018000	O-RING, P18B	5		
23-23	K3029000312-Y	BUSHING, PF1/2*PF3/4	2		
23-24	K3025064082-Y	ADAPTER, FOR PIPE 064-08	2		
23-25	K0000100302	BOLT, M10-30	2		
23-26	K0200100002	WASHER, SPRING M10	2		
23-27	LM2700-0831ZD	MOUNT, DIFF LOCK VALVE	1		
23-28	K001A100151	BOLT, 13T W/HEX HOLE M10-15	1		
23-29	GM2810-0811Z2-Y	PIPE, K	1		

23.Hydraulic section C (Front wheel motor) for Type R

LM3210A

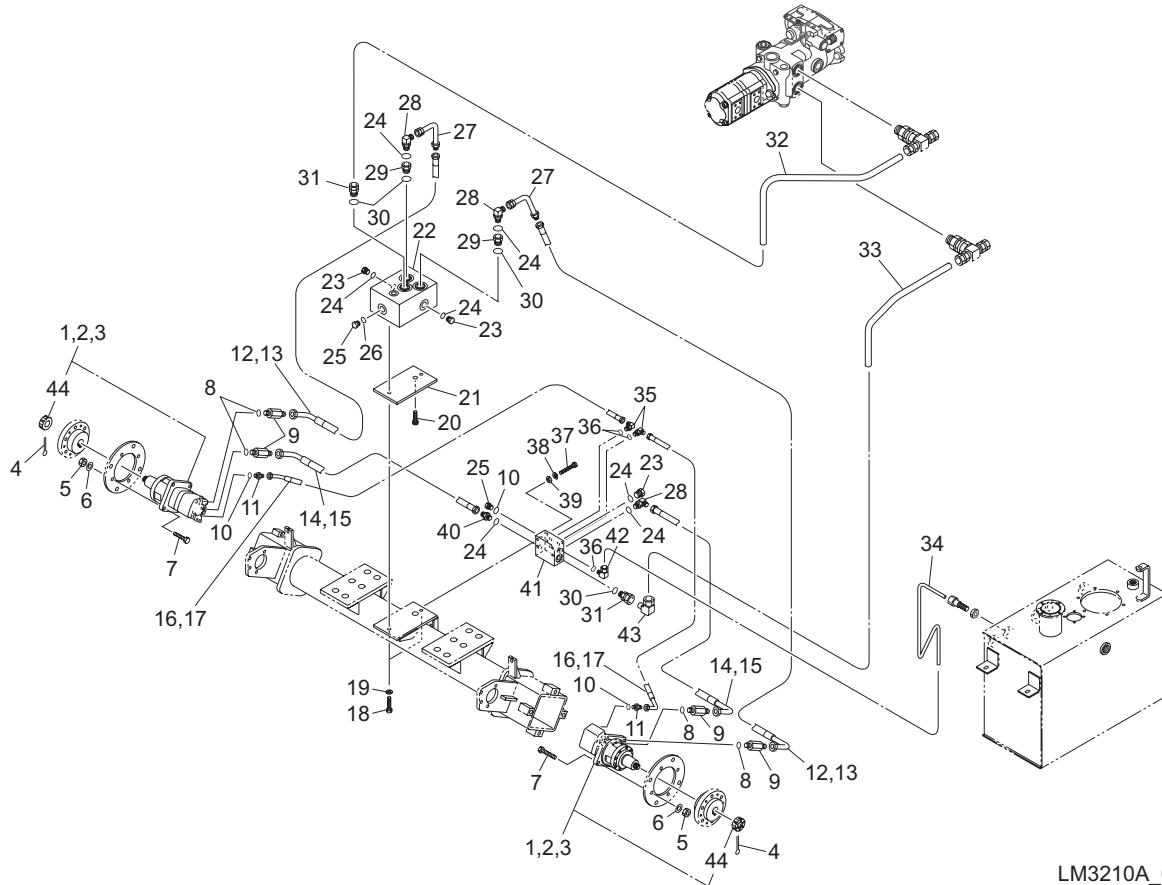


LM3210A_023_z01

Cat No.	Code No.	Part name	Qty	Remark	SN of application
23-30	GM2810-0812Z2-Y	PIPE, L	1		
23-31	GM2800-0820Z2-Y	PIPE, L	1		
23-32	K3008000442-Y	ADAPTER, 90 1086-6	2		
23-33	K0881014000	O-RING, P14B	3		
23-34	K1420000222-Y	PLUG, W/O-RING 215-PF1/4	1		
23-35	K3009000092-Y	ADAPTER, PF1/2*PF1/2	1		
23-36	LM2700-0821Z2-Y	MANIFOLD	1		
23-37	K3027125001-Y	ELBOW, KLC 25-000E	1		
23-38	K3026410041-Y	NIPPLE, KLO 10-020KNNT	1		
23-39	K0003080702	BOLT, M8-70	4		
23-40	K0200080002	WASHER, SPRING M8	4		
23-41	K5000080002	WASHER, M8	4		
23-42	K1420000232-Y	PLUG, O-RING 215-PF1/2	1		
23-43	Y14230	NUT, WHEEL MOTOR 4000	2		

24.Hydraulic section D (Front wheel motor) for Type F

LM3210A

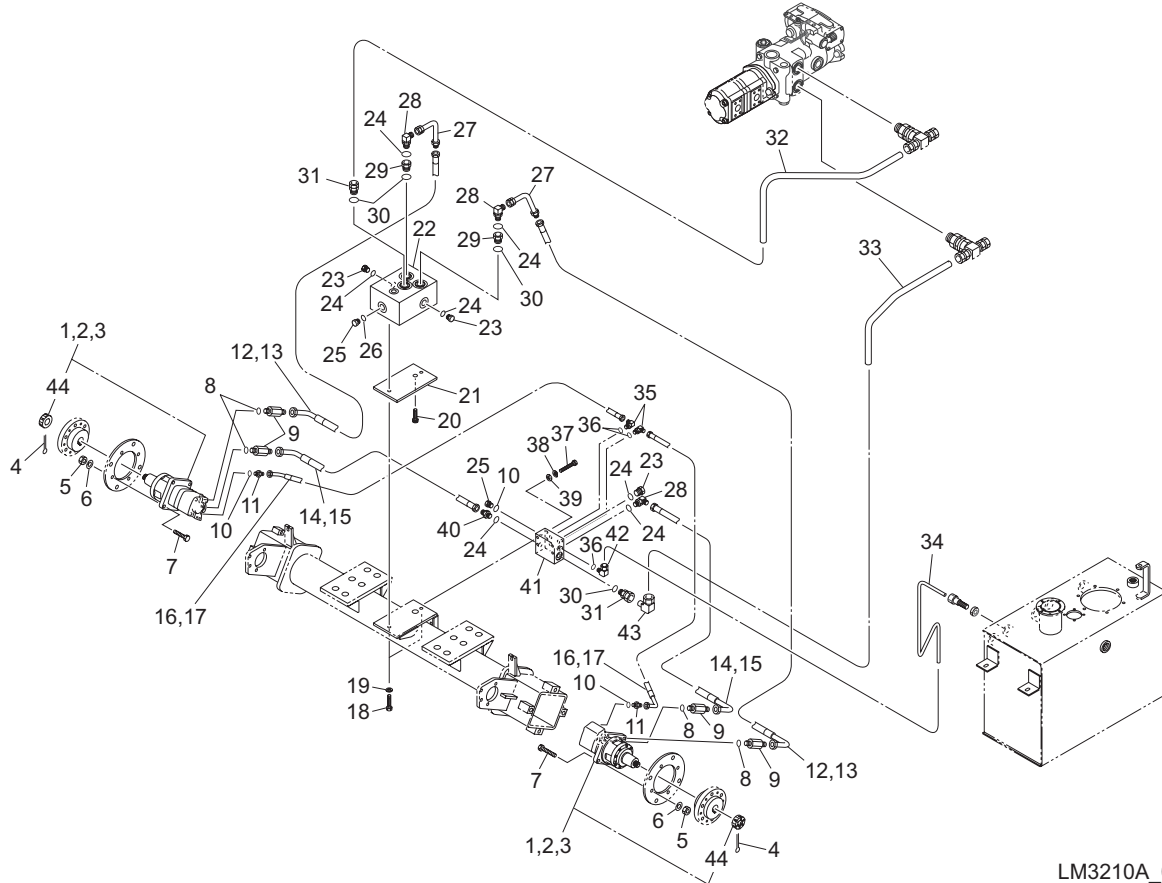


LM3210A_024_z01

Cat No.	Code No.	Part name	Qty	Remark	SN of application
24-1	K3291000250	MOTOR, WHEEL 4-490BBAS-F9376	2		
24-2	Y61234S	SEAL KIT, WHEEL MOTOR 4000 (REAR)	2		
24-3	YAE0325A	SEAL KIT, WHEEL MOTOR 4000 (SHAFT)	2		
24-4	K0300040502	PIN, COTTER M4-50	2		
24-5	K0100140002	NUT, M14	8		
24-6	K0200140002	WASHER, SPRING M14	8		
24-7	K0013140502	BOLT, HT M14-50	8		
24-8	K0887009120	O-RING, AS568-912	4		
24-9	K3008000382-Y	CONNECTOR, W/O-RING 1	4		
24-10	K0887009040	O-RING, AS568-904	3		
24-11	K3008000342-Y	CONNECTOR, W/O-RING 1096-6	2		
24-12	K3106430700	HOSE, WP245-12-3-700	2		
24-13	K3191006000	TUBE, SPIRAL SP-15 600	2		
24-14	K3106430600	HOSE, WP245-12-3-600	2		
24-15	K3191005000	TUBE, SPIRAL SP-15 500	2		
24-16	K3101220700	HOSE, WP70-6-2-700	2		
24-17	K3190006000	TUBE, SPIRAL SP-12 600	2		
24-18	K0000100302	BOLT, M10-30	2		
24-19	K0200100002	WASHER, SPRING M10	2		
24-20	K001A100151	BOLT, 13T W/HEX HOLE M10-15	1		
24-21	LM2700-0831ZD	MOUNT, DIFF LOCK VALVE	1		
24-22	LM2700-4901Z2-Y	MANIFOLD, B	1		
24-23	K1420000232-Y	PLUG, O-RING 215-PF1/2	3		
24-24	K0881018000	O-RING, P18B	7		
24-25	K1420000222-Y	PLUG, W/O-RING 215-PF1/4	2		
24-26	K0881011000	O-RING, P11B	1		
24-27	K3025064082-Y	ADAPTER, FOR PIPE 064-08	2		
24-28	K3008000042-Y	ELBOW, ADJUSTABLE 90 1086-12	3		
24-29	K3029000312-Y	BUSHING, PF1/2*PF3/4	2		
24-30	K0881024000	O-RING, P24B	4		

24.Hydraulic section D (Front wheel motor) for Type F

LM3210A

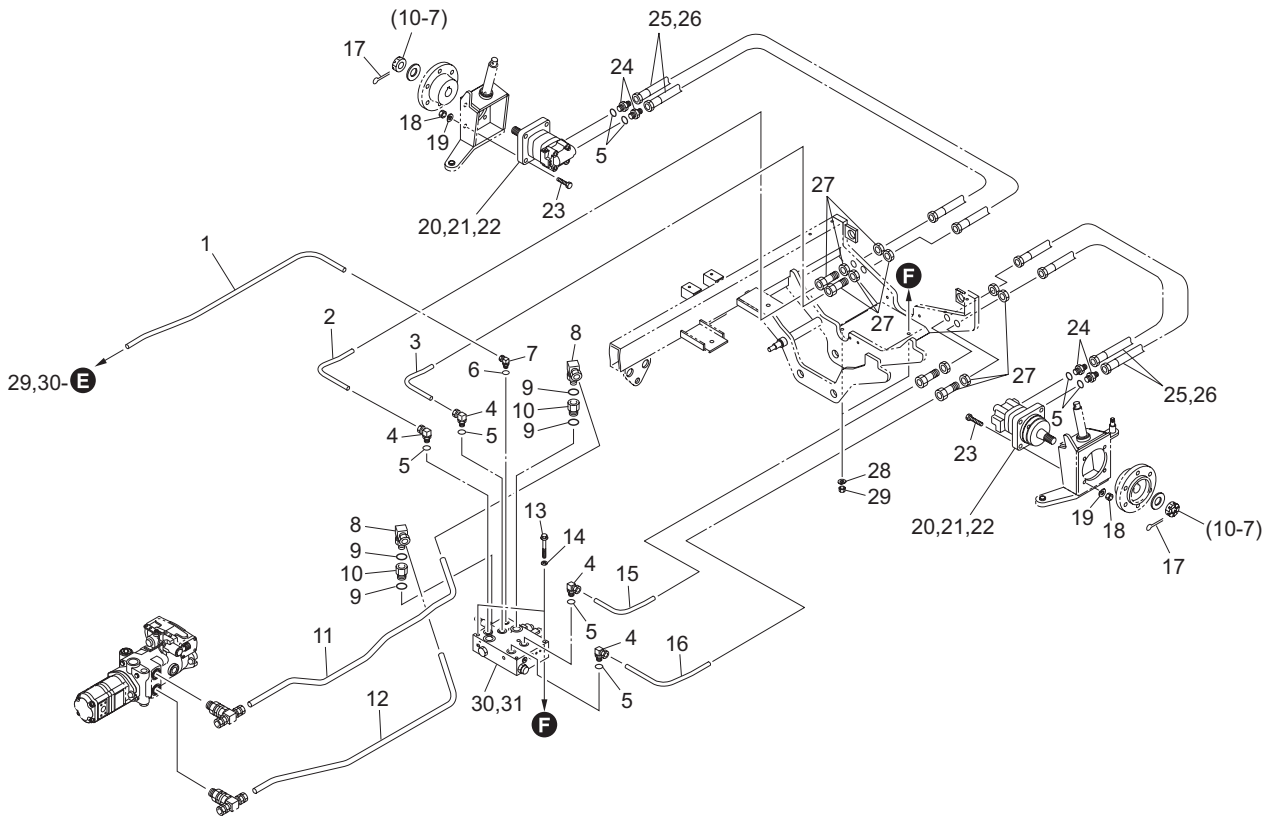


LM3210A_024_z01

Cat No.	Code No.	Part name	Qty	Remark	SN of application
24-31	K3026325121-Y	CONNECTOR, KCO 25-060E	2		
24-32	GM2810-0811Z2-Y	PIPE, K	1		
24-33	GM2810-0812Z2-Y	PIPE, L	1		
24-34	GM2800-0820Z2-Y	PIPE, L	1		
24-35	K3008000442-Y	ADAPTER, 90 1086-6	2		
24-36	K0881014000	O-RING, P14B	3		
24-37	K0003080702	BOLT, M8-70	4		
24-38	K0200080002	WASHER, SPRING M8	4		
24-39	K5000080002	WASHER, M8	4		
24-40	K3009000092-Y	ADAPTER, PF1/2*PF1/2	1		
24-41	LM2700-0821Z2-Y	MANIFOLD	1		
24-42	K3026410041-Y	NIPPLE, KLO 10-020KNNT	1		
24-43	K3027125001-Y	ELBOW, KLC 25-000E	1		
24-44	Y14230	NUT, WHEEL MOTOR 4000	2		

25. Hydraulic section E (Rear wheel motor)

LM3210A

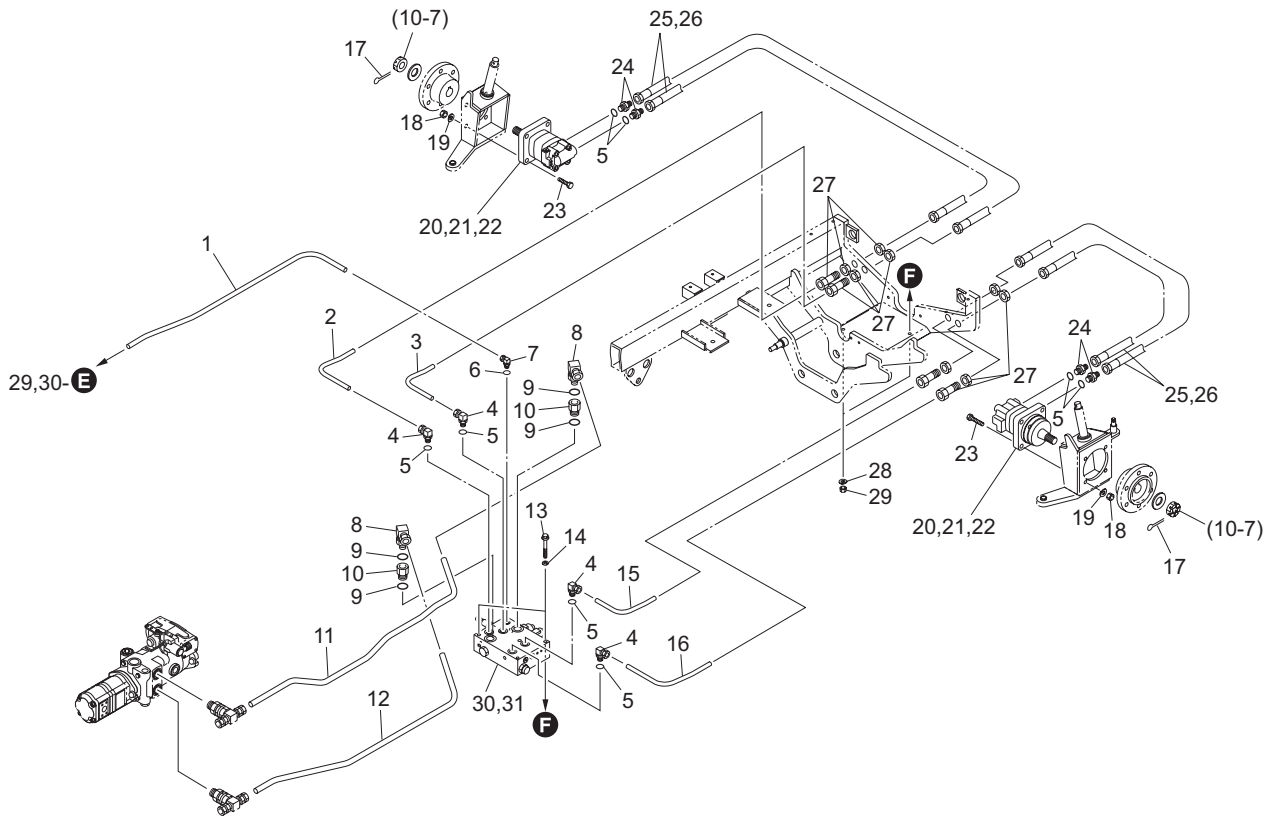


LM3210A_025_z00

Cat No.	Code No.	Part name	Qty	Remark	SN of application
25-1	GM2800-0877Z2-Y	PIPE, P	1		
25-2	GM2800-0809Z2-Y	PIPE, A	1		
25-3	GM2800-0811A2-Y	PIPE, C	1		
25-4	K3026416081-Y	NIPPLE, LONG ELBOW KLO16-040E	4		
25-5	K0881018000	O-RING, P18B	8		
25-6	K0881011000	O-RING, P11B	1		
25-7	K3028410081-Y	NIPPLE, ELBOW KLG10-020E	1		
25-8	K3026425121-Y	NIPPLE, KLO 25-060E	2		
25-9	K0881024000	O-RING, P24B	4		
25-10	K3008000662-Y	CONNECTOR, W/O-RING 1110-19-19	2		
25-11	GM2810-0804Z2-Y	PIPE, D	1		11020-11033
25a-11	GM2810A0805Z2-Y	PIPE, D	1		11034-
25-12	GM2810-0803Z2-Y	PIPE, C	1		11020-11033
25a-12	GM2810A0804Z2-Y	PIPE, C	1		11034-
25-13	K0000101002	BOLT, M10-100	2		
25-14	K5000100002	WASHER, M10	2		
25-15	GM2800-0812A2-Y	PIPE, D	1		
25-16	GM2800-0810Z2-Y	PIPE, B	1		
25-17	K0300050452	PIN, COTTER M5-45	2		
25-18	K0100120002	NUT, M12	8		
25-19	K0200120002	WASHER, SPRING M12	8		
25-20	K3291000190	MOTOR, WHEEL 2-200BS4S	2		
25-21	Y61091S	SEAL KIT, ORBIT MOTOR 2000 (SHAFT)	2		
25-22	Y61090S	SEAL KIT, ORBIT MOTOR 2000 (REAR)	2		
25-23	K0000120452	BOLT, M12-45	8		
25-24	K3009000092-Y	ADAPTER, PF1/2*PF1/2	4		
25-25	K3105410800	HOSE, WP210-12-1-800	4		
25-26	K3191007000	TUBE, SPIRAL SP-15 700	4		
25-27	K3026916081-Y	UNION, KUE 16-040E	4		
25-28	K0200100002	WASHER, SPRING M10	2		

25. Hydraulic section E (Rear wheel motor)

LM3210A

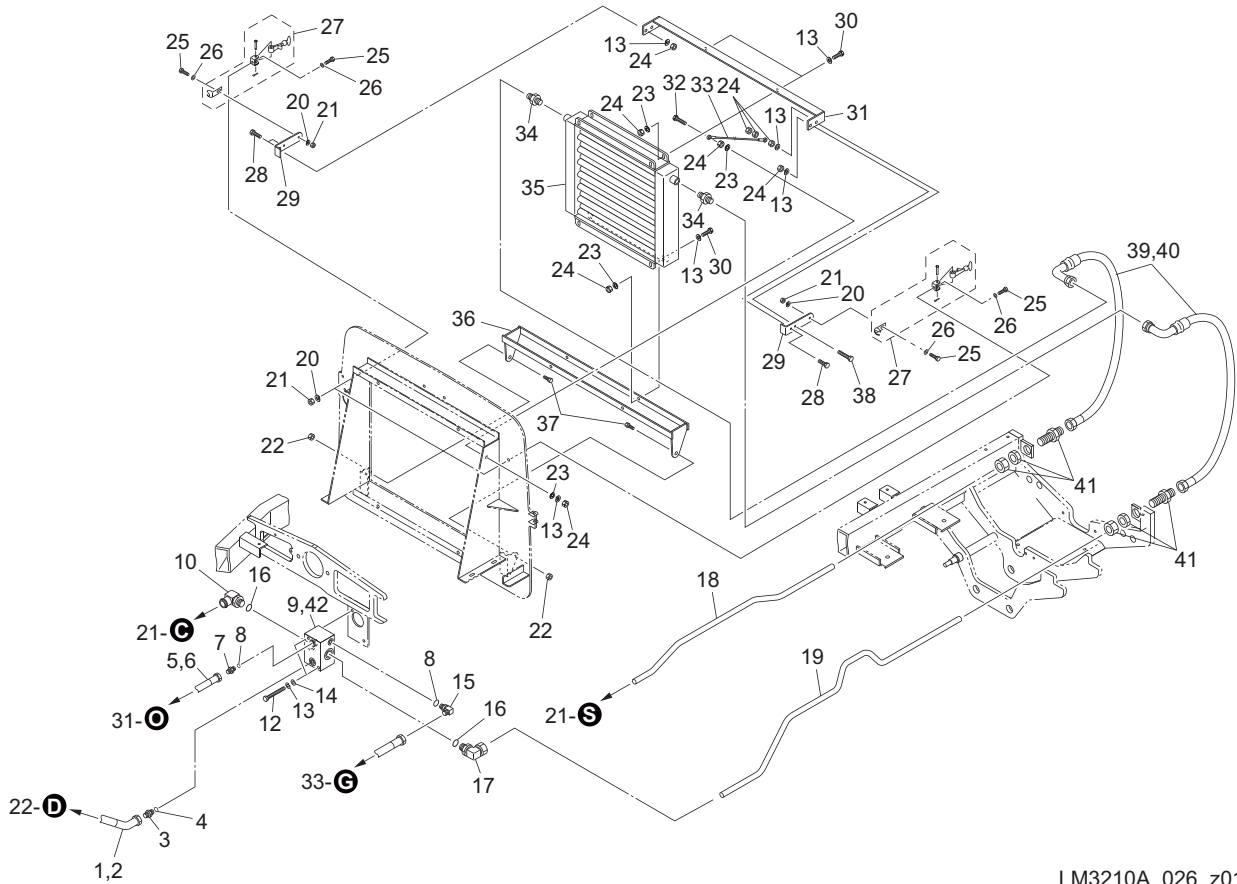


LM3210A_025_z00

Cat No.	Code No.	Part name	Qty	Remark	SN of application
25-29	K0100100002	NUT, M10	2		
25-30	K3313000290	VALVE COMP, SOLENOID V4205	1		
25-31	YZ40068516	SEAL KIT, SK08-3N-MM	1		

26.Hydraulic section F (Oil cooler) SN11020-11033

LM3210A

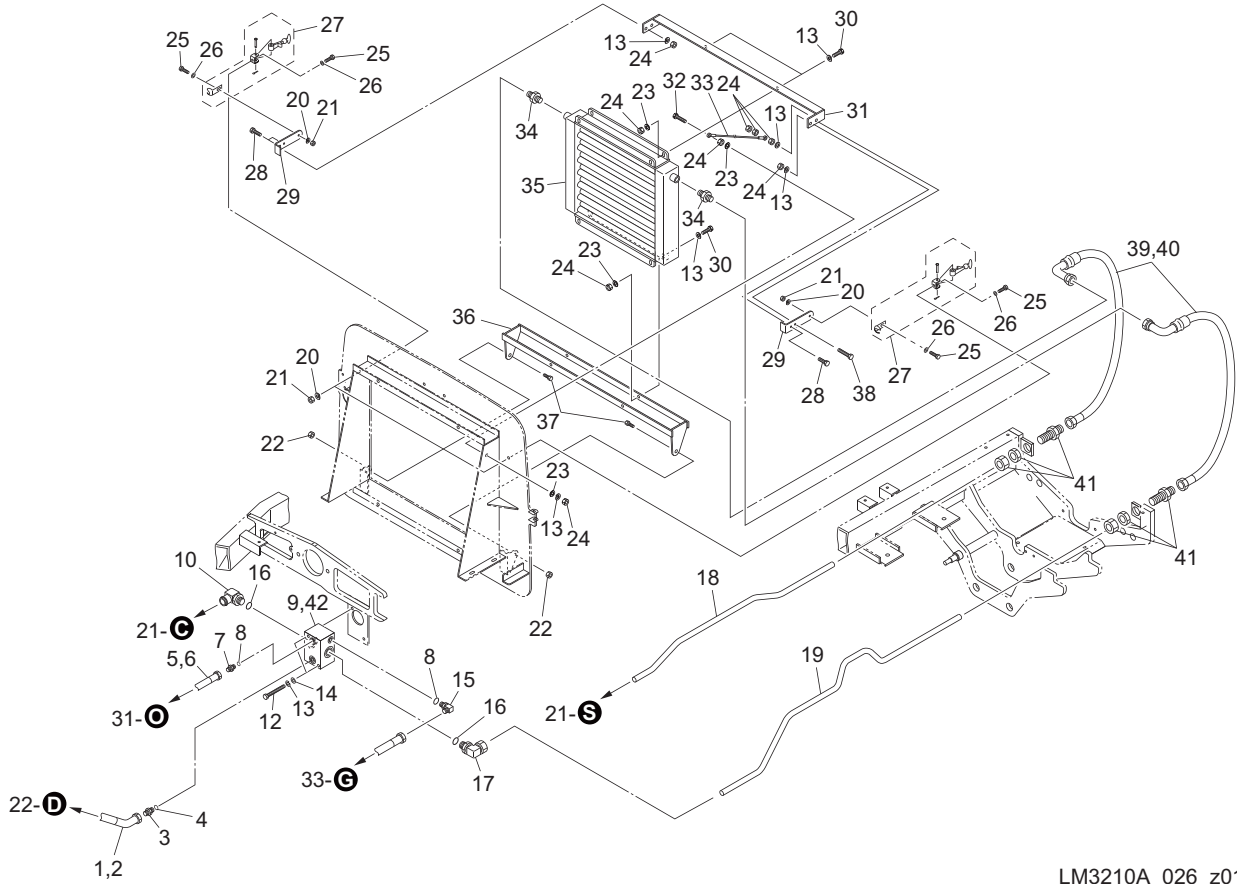


LM3210A_026_z01

Cat No.	Code No.	Part name	Qty	Remark	SN of application
26-1	K3101420550	HOSE, WP70-12-2-550	1		
26-2	K3191004500	TUBE, SPIRAL SP-15 450	1		
26-3	K3009000092-Y	ADAPTER, PF1/2*PF1/2	1		
26-4	K0881018000	O-RING, P18B	1		
26-5	K3101330700	HOSE, WP70-9-3-700	1		
26-6	K3191006000	TUBE, SPIRAL SP-15 600	1		
26-7	K3009000142-Y	ADAPTER, PF3/8 PF3/8	1		
26-8	K0881014000	O-RING, P14B	2		
26-9	K3321000070	VALVE, HF80396-12	1		
26-10	K3008000212-Y	ADAPTER, ODD SIZED 90 FPD2576	1		
26-11					
26-12	K0003080902	BOLT, M8-90	2		
26-13	K0200080002	WASHER, SPRING M8	13		
26-14	K5073208202	WASHER, SPHC 3.2-8-20	2		
26-15	K3008000032-Y	ELBOW, ADJUSTABLE 90 1086-9	1		
26-16	K0881029000	O-RING, P29B	2		
26-17	K3026425161-Y	NIPPLE, KLO 25-080E	1		
26-18	LM3210-0805Z2-Y	PIPE, N	1		
26-19	GM2810-0809Z2-Y	PIPE, I	1		
26-20	K0200060002	WASHER, SPRING M6	4		
26-21	K0100060002	NUT, M6	4		
26-22	K0144100002	NUT, W/F-RING M10	2		
26-23	K5000080002	WASHER, M8	8		
26-24	K0100080002	NUT, M8	12		
26-25	K0000060152	BOLT, M6-15	4		
26-26	K5000060002	WASHER, M6	4		
26-27	K1520000030	HOOK ASSY, RUBBER	2		
26-28	K0000080152	BOLT, M8-15	3		
26-29	GM2800-0807ZD	FIXTURE	2		
26-30	K0000080202	BOLT, M8-20	6		

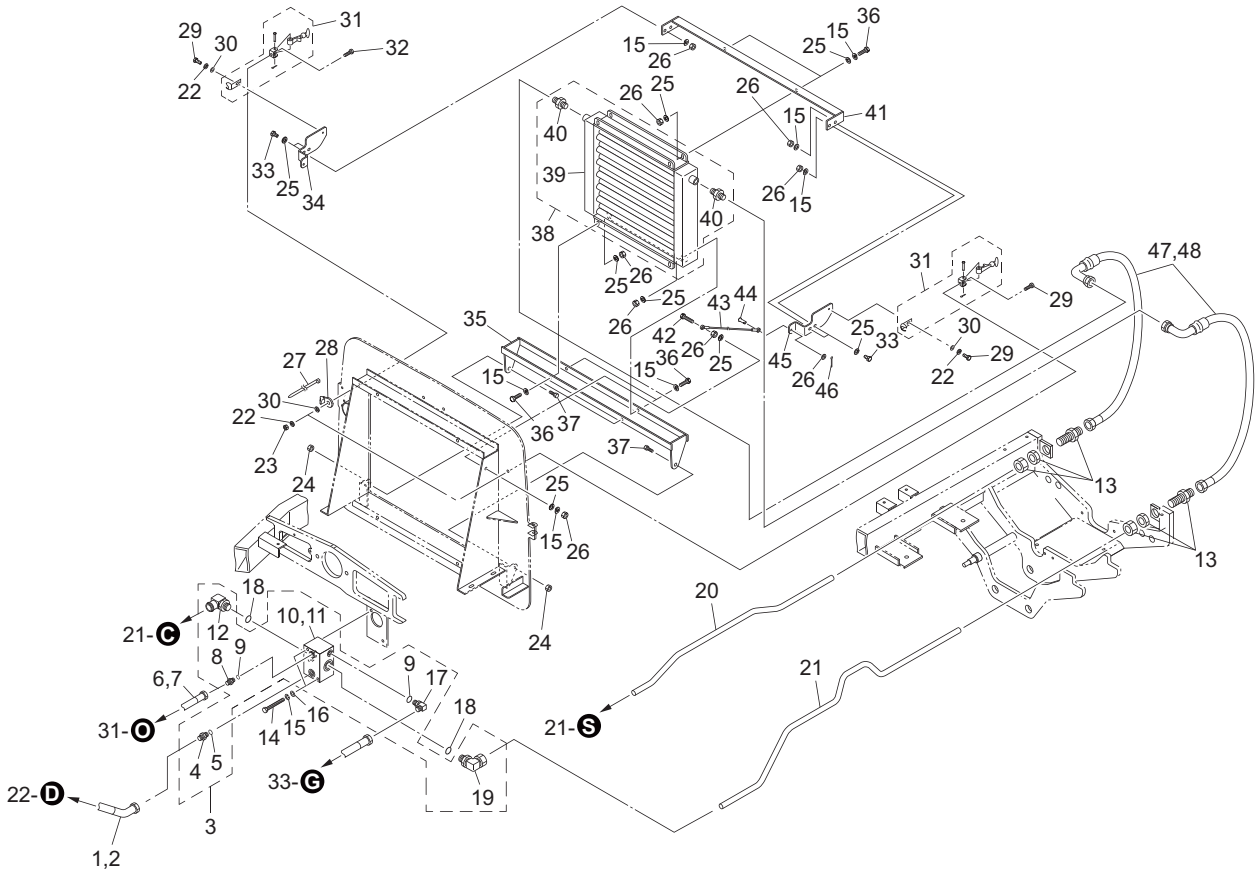
26.Hydraulic section F (Oil cooler) SN11020-11033

LM3210A



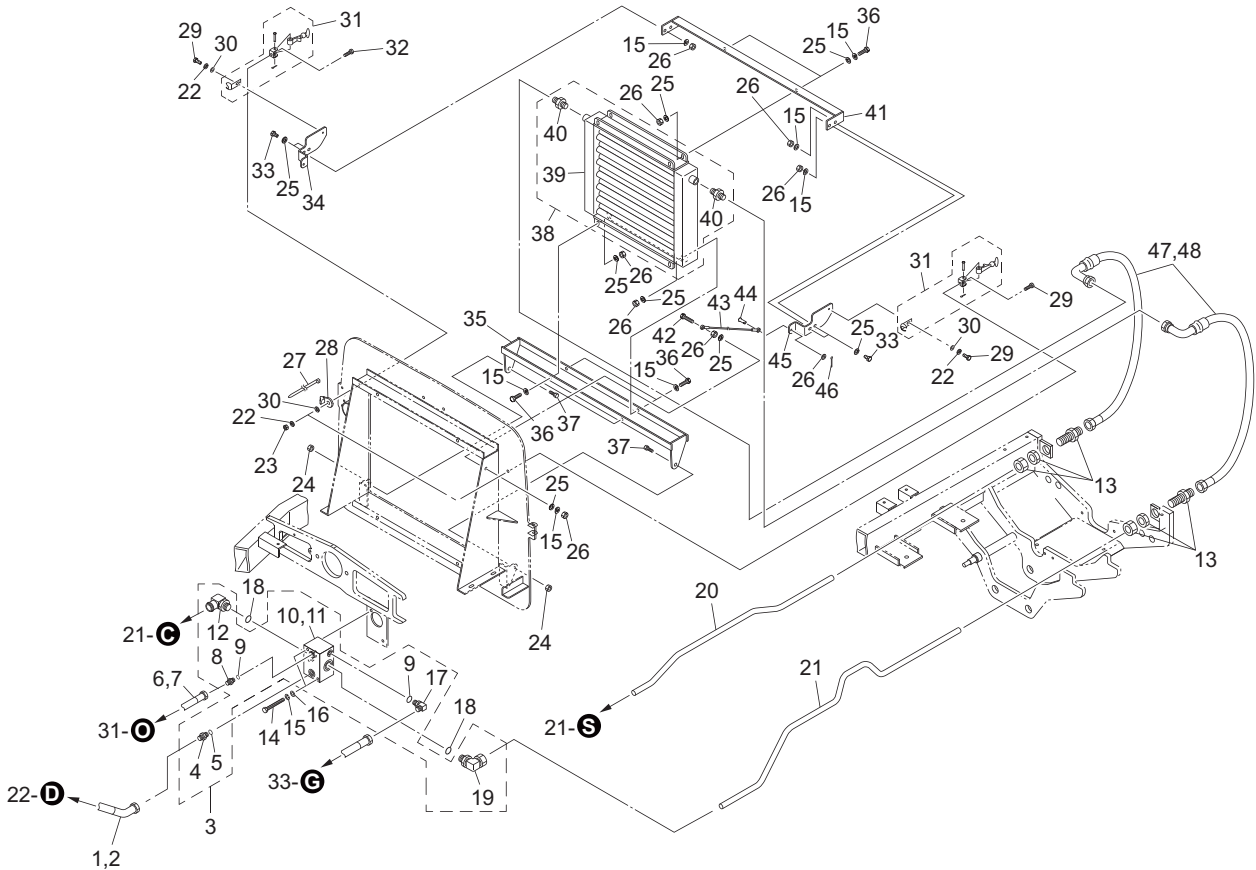
LM3210A_026_z01

Cat No.	Code No.	Part name	Qty	Remark	SN of application
26-31	LM3200-0819ZD	FITTING, OIL COOLER (UPPER)	1		
26-32	K0000080352	BOLT, M8-35	1		
26-33	K1170057000	WIRE, HOOK 570	1		
26-34	K3007000012-Y	ADAPTER, ODD SIZED PT1/2*PF3/4	2		
26-35	LM2700-3839Z0	OIL COOLER	1		
26-36	LM3200-0820ZD	FITTING, OIL COOLER (LOWER)	1		
26-37	K0000100202	BOLT, M10-20	2		
26-38	K0000080302	BOLT, M8-30	1		
26-39	K3101630700	HOSE, WP70-19-3-700	2		
26-40	K3192006000	TUBE, SPIRAL SP-20 600	2		
26-41	K3026925121-Y	UNION, KUE25-060E	2		
26-42	YZ40078945	SEAL KIT, SK10-2N-T/B	1		



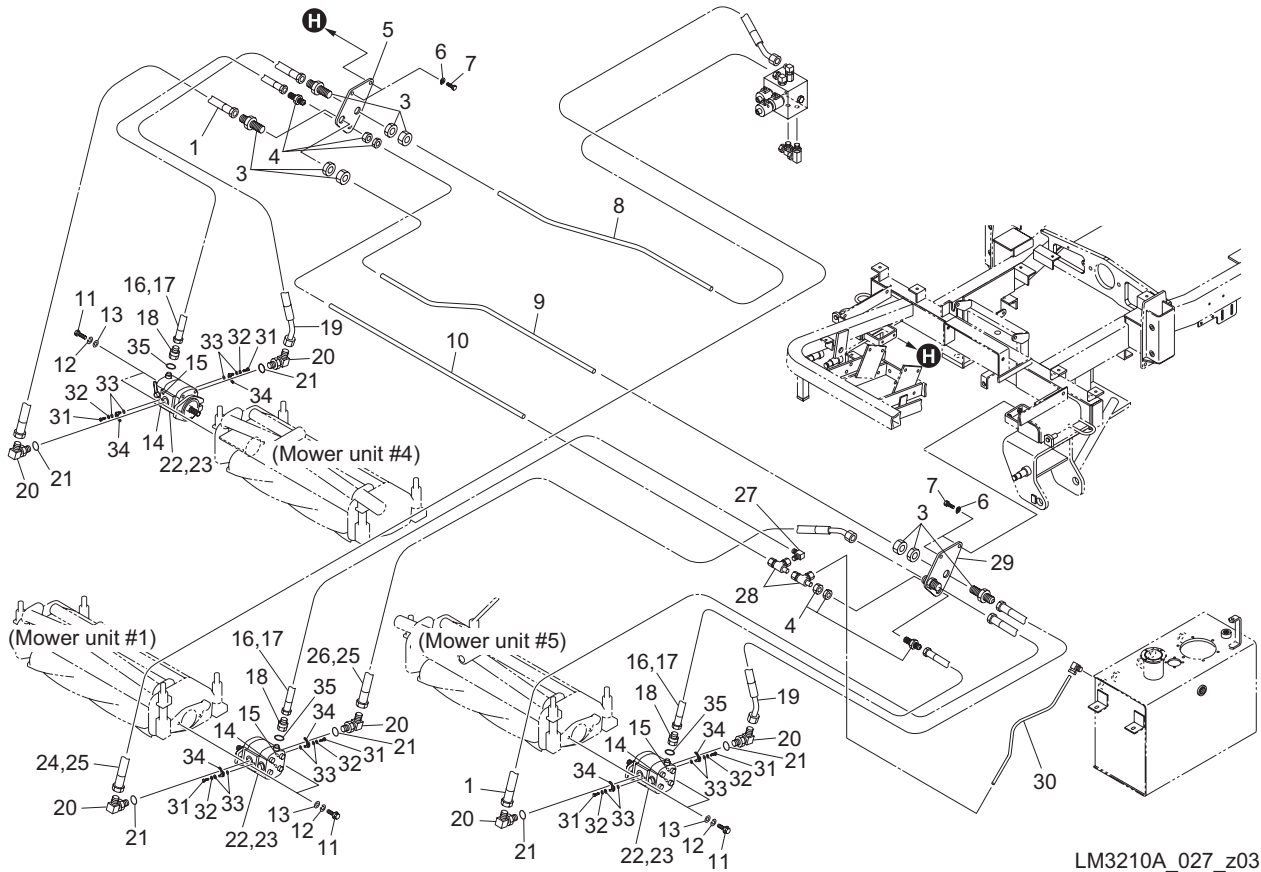
LM3210A_A26_z00

Cat No.	Code No.	Part name	Qty	Remark	SN of application
A26-1	K3101420550	HOSE, WP70-12-2-550	1		
A26-2	K3191004500	TUBE, SPIRAL SP-15 450	1		
A26-3	LM3200-3807A0	VALVE COMP, HF80396-12	1	exc. Seal kit	
A26-4	K3009000092-Y	ADAPTER, PF1/2*PF1/2	1		
A26-5	K0881018000	O-RING, P18B	1		
A26-6	K3101330700	HOSE, WP70-9-3-700	1		
A26-7	K3191006000	TUBE, SPIRAL SP-15 600	1		
A26-8	K3009000142-Y	ADAPTER, PF3/8PF3/8	1		
A26-9	K0881014000	O-RING, P14B	2		
A26-10	K3321000070	VALVE, HF80396-12	1		
A26-11	YZ40078945	SEAL KIT, SK10-2N-T/B	1		
A26-12	K3008000212-Y	ADAPTER, ODD SIZED 90 FPD2576	1		
A26-13	K3026925121-Y	UNION, KUE25-060E	2		
A26-14	K0003080902	BOLT, M8-90	2		
A26-15	K0200080002	WASHER, SPRING M8	13		
A26-16	K5073208202	WASHER, SPHC 3.2-8-20	2		
A26-17	K3008000032-Y	ELBOW, ADJUSTABLE 90 1086-9	1		
A26-18	K0881029000	O-RING, P29B	2		
A26-19	K3026425161-Y	NIPPLE, KLO 25-080E	1		
A26-20	LM3210-0805Z2-Y	PIPE, N	1		
A26-21	GM2810-0809Z2-Y	PIPE, I	1		
A26-22	K0200060002	WASHER, SPRING M6	4		
A26-23	K0100060002	NUT, M6	2		
A26-24	K0144100002	NUT, W/F-RING M10	2		
A26-25	K5000080002	WASHER, M8	16		
A26-26	K0100080002	NUT, M8	10		
A26-27	K4241000130	BAND, PLASTIC TRCV-450W	1		
A26-28	K4241000140	BAND, PLASTIC TIE MOUNT CL8-SB8	1		
A26-29	K0000060152	BOLT, M6-15	3		
A26-30	K5000060002	WASHER, M6	3		

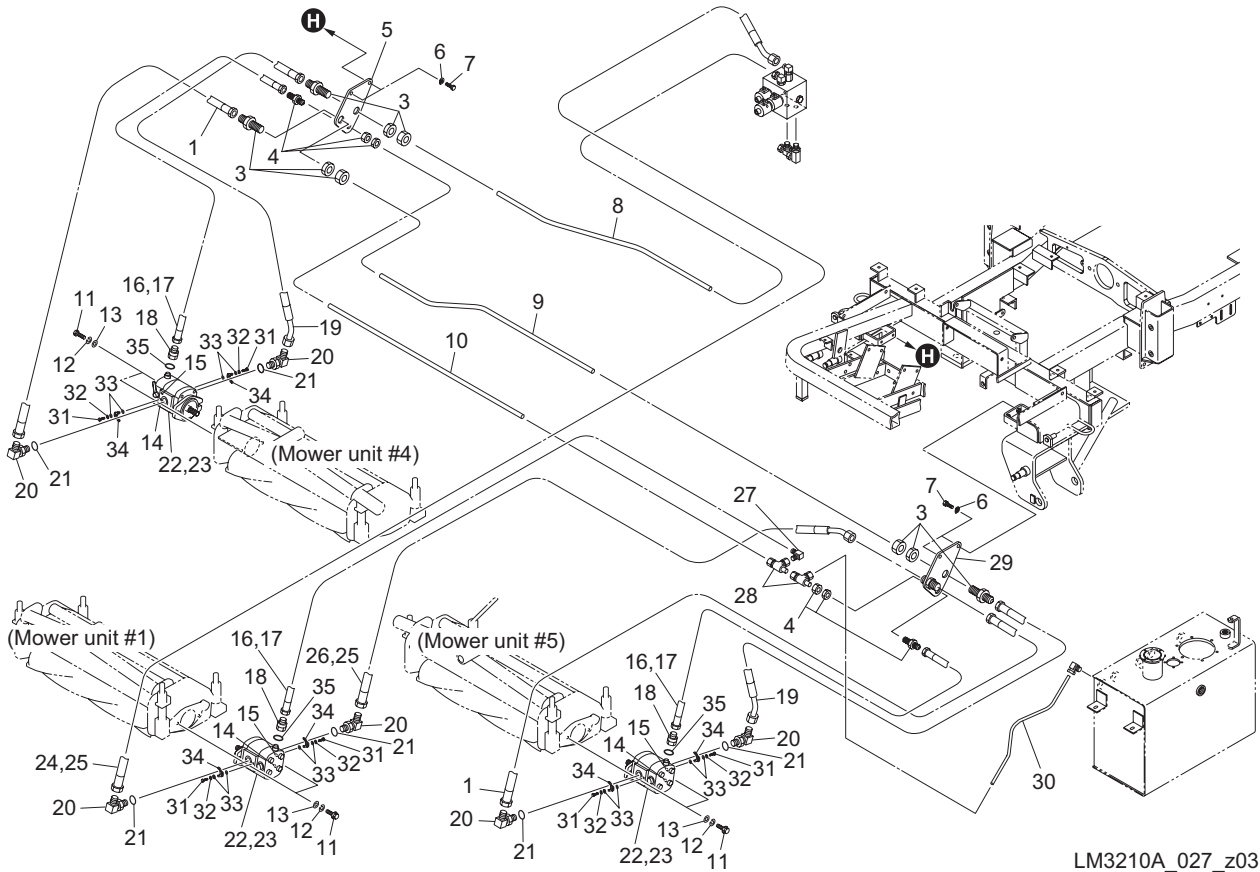


LM3210A_A26_z00

Cat No.	Code No.	Part name	Qty	Remark	SN of application
A26-31	K1520000030	HOOK ASSY, RUBBER	2		
A26-32	K0000060252	BOLT, M6-25	1		
A26-33	K0000080202	BOLT, M8-20	4		
A26-34	GM2810A0801ZD	PLATE, CLAMPING (RH)	1		
A26-35	LM3200-0820ZD	FITTING, OIL COOLER (LOWER)	1		
A26-36	K0000080252	BOLT, M8-25	6		
A26-37	K0000100202	BOLT, M10-20	2		
A26-38	LM3200-3840Z0	OIL COOLER ASSY	1		
A26-39	K3431000100	OIL COOLER 350*352*63	1		
A26-40	K3007000012-Y	ADAPTER, ODD SIZED PT1/2*PF3/4	2		
A26-41	LM3210A0801ZD	FITTING, OIL COOLER (UPPER)	1		
A26-42	K0000080352	BOLT, M8-35	1		
A26-43	K1170037000	WIRE, HOOK 370	1		
A26-44	K6031060172	PIN, FLAT-HEAD HT M6-17	1		
A26-45	GM2810A0802ZD	PLATE, CLAMPING (LH)	1		
A26-46	K0300016202	PIN, COTTER M1.6-20	1		
A26-47	K3101630760	HOSE, WP70-19-3-760	2		
A26-48	K3192006000	TUBE, SPIRAL SP-20 600	2		

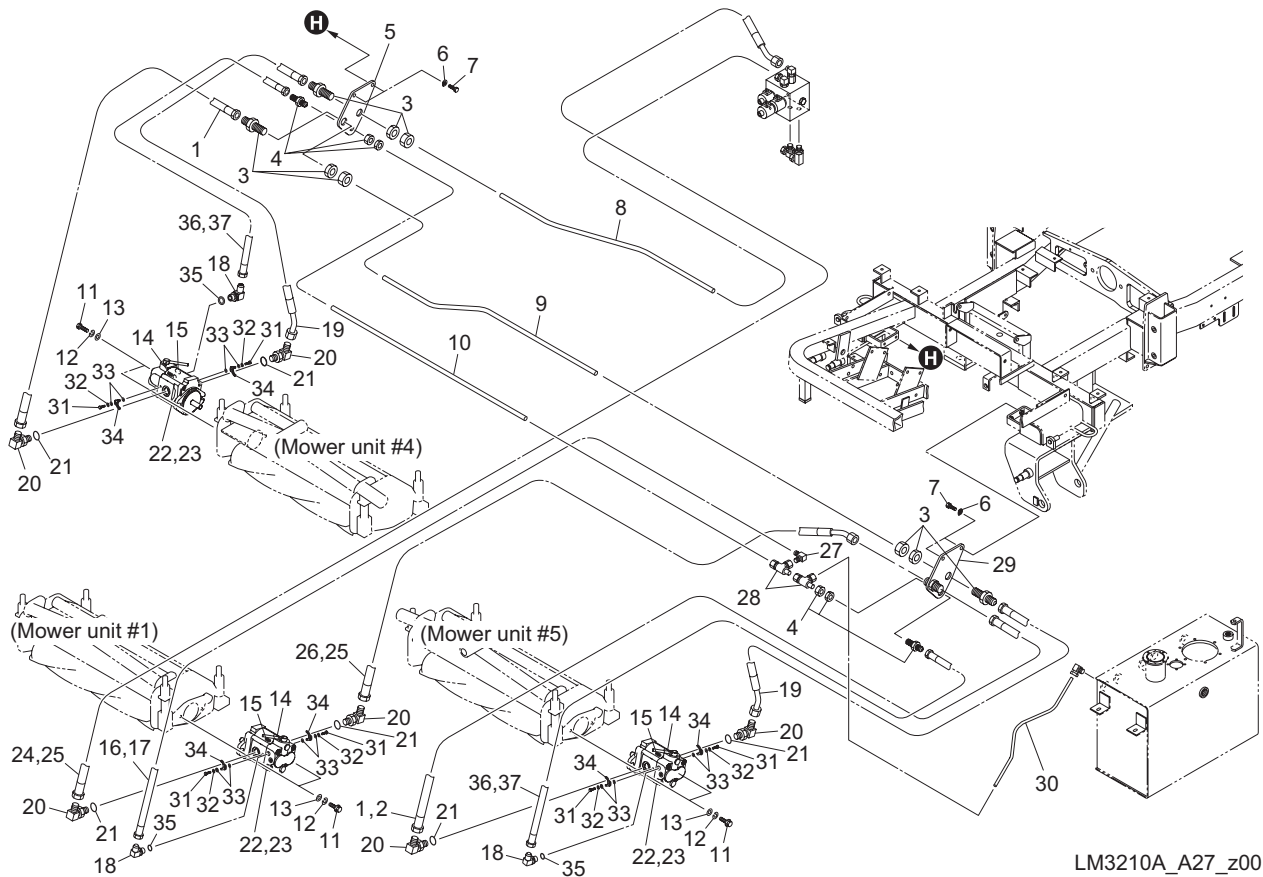


Cat No.	Code No.	Part name	Qty	Remark	SN of application
27-1	LM3210-0807Z0	HOSE, WP140-12-1-1800	2		11020-11033
27a-1	LM3210-0807A0	HOSE, WP175-12-1-1800	2		11034-
27-2					
27-3	K3026916081-Y	UNION, KUE 16-040E	3		
27-4	K3026910041-Y	UNION, KUE 10-020E	2		
27-5	LM3200-0817Z2	PLATE, MOUNTING FITTING B	1		
27-6	K0200080002	WASHER, SPRING M8	4		
27-7	K0000080202	BOLT, M8-20	4		
27-8	LM3200-0803Z2-Y	PIPE, C	1		
27-9	LM3200-0802Z2-Y	PIPE, B	1		
27-10	LM3200-0804Z2-Y	PIPE, D	1		
27-11	K0008100302	BOLT, SMALL M10-30	6		
27-12	K0200100002	WASHER, SPRING M10	6		
27-13	K5000100002	WASHER, M10	6		
27-14	K4203001310	DECAL, REEL STOP	3		
27-15	K4203001300	DECAL, REEL ROTATION	3		
27-16	K3101211650	HOSE, WP70-6-1-1650	3		
27-17	K3190015500	TUBE, SPIRAL SP-12 1550	3		
27-18	K3008000232-Y	CONNECTOR, W/O-RING PF1/4*PF1/4	3		
27-19	LM3210-0808Z0	HOSE, WP140-12-2-1820	2		11020-11033
27a-19	LM3210-0808A0	HOSE, WP175-12-2-1820	2		11034-
27-20	K3008000042-Y	ELBOW, ADJUSTABLE 90 1086-12	6		
27-21	K0881018000	O-RING, P18B	6		
27-22	K3282000070	MOTOR, GEAR PLM20.20	3		11020-11081
27a-22	K3282000120	MOTOR, GEAR PLM20.20M	3		11082-
27-23	YCA62029050	SEAL KIT, MOTOR PLM20-01S9R	3		
27-24	K3103411850	HOSE, WP140-12-1-1850	1		11020-11033
27a-24	K3104411850	HOSE, WP175-12-1-1850	1		11034-
27-25	K3191016500	TUBE, SPIRAL SP-15 1650	2		
27-26	K3103421850	HOSE, WP140-12-2-1850	1		11020-11033



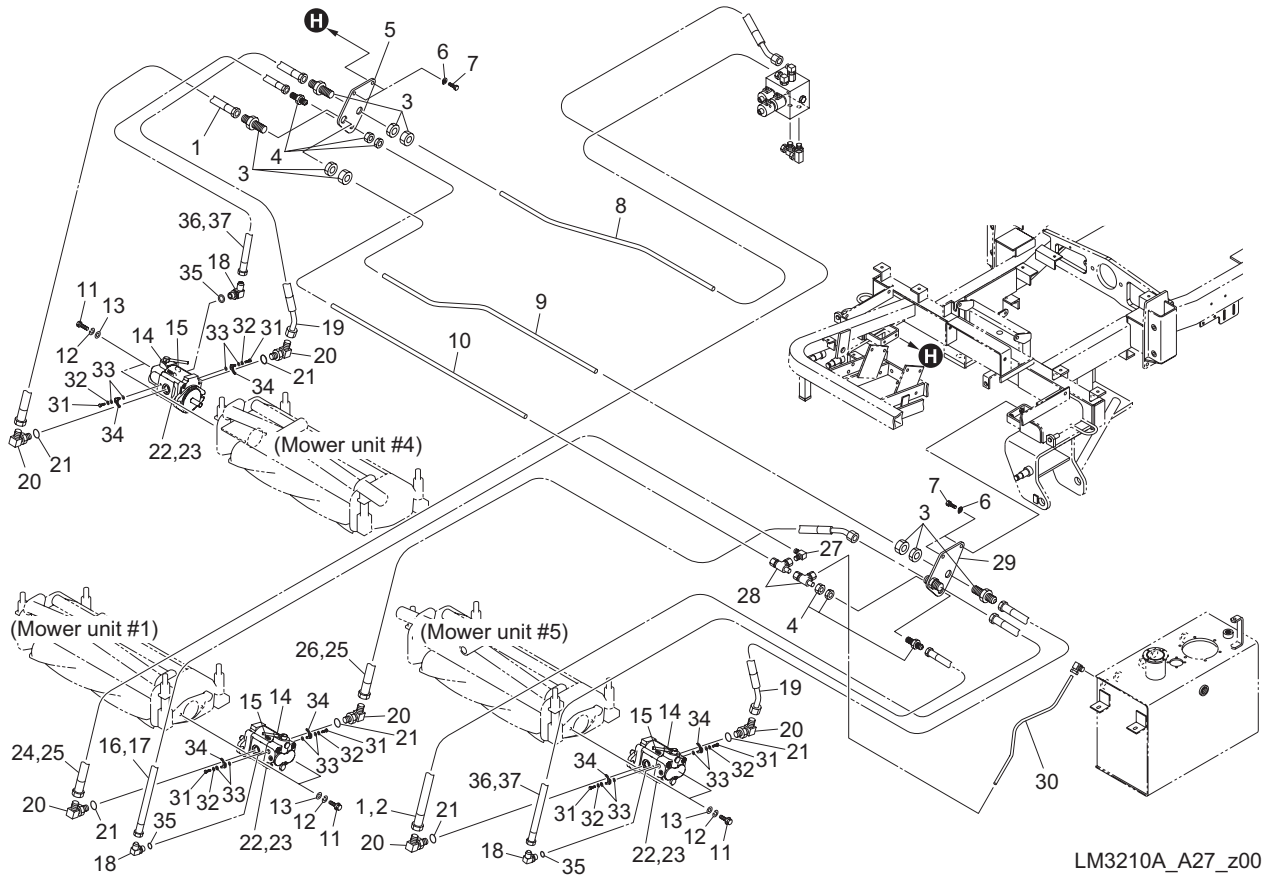
LM3210A_027_z03

Cat No.	Code No.	Part name	Qty	Remark	SN of application
27a-26	K3104421850	HOSE, WP175-12-2-1850	1		11034-
27-27	K3028510041-Y	ELBOW, FOR HOSE HLD 10-20E	1		
27-28	K3027210001-Y	TEE, KTC 10-000E	2		
27-29	GM2800-0830A2-Y	PLATE, MOUNTING FITTING A	1		
27-30	LM3200-0815Z2-Y	PIPE, L	1		
27-31	K0020050120	BOLT, SUS M5-12	6		11082-
27-32	K0200050002	WASHER, SPRING M5	6		11082-
27-33	K5000050002	WASHER, M5	12		11082-
27-34	ULM272-0802Z2	SLIDE PLATE	6		11082-
27-35	K0881011000	O-RING, P11B	3		



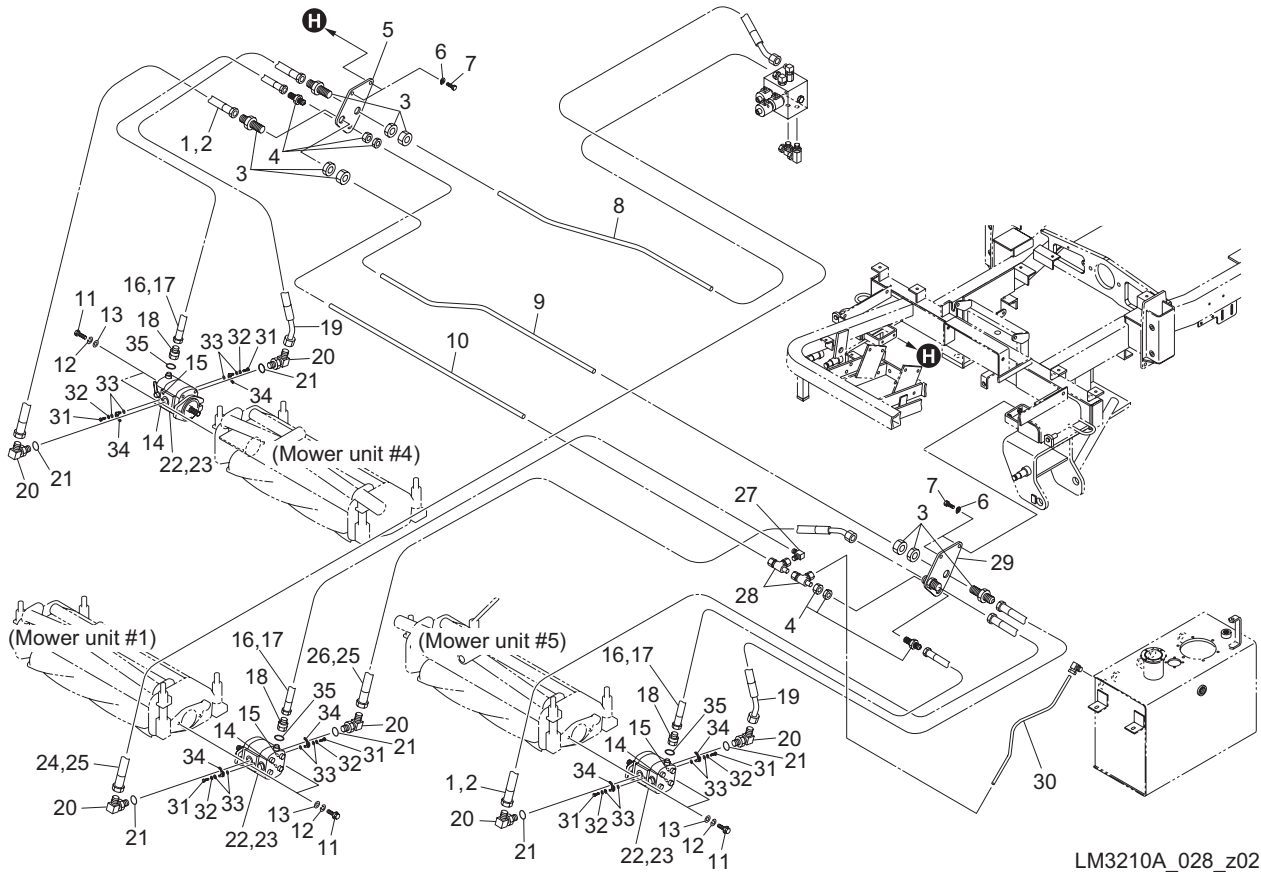
LM3210A_A27_z00

Cat No.	Code No.	Part name	Qty	Remark	SN of application
A27a-1	LM3210-0807A0	HOSE, WP175-12-1-1800	2		11034-
A27-2					
A27-3	K3026916081-Y	UNION, KUE 16-040E	3		
A27-4	K3026910041-Y	UNION, KUE 10-020E	2		
A27-5	LM3200-0817Z2	PLATE, MOUNTING FITTING B	1		
A27-6	K0200080002	WASHER, SPRING M8	4		
A27-7	K0000080202	BOLT, M8-20	4		
A27-8	LM3200-0803Z2-Y	PIPE, C	1		
A27-9	LM3200-0802Z2-Y	PIPE, B	1		
A27-10	LM3200-0804Z2-Y	PIPE, D	1		
A27a-11	K0000100252	BOLT, M10-25	6		
A27-12	K0200100002	WASHER, SPRING M10	6		
A27-13	K5000100002	WASHER, M10	6		
A27-14	K4203001310	DECAL, REEL STOP	3		
A27-15	K4203001300	DECAL, REEL ROTATION	3		
A27a-16	K3101211710	HOSE, WP70-6-1-1710	1		
A27a-17	K3190016100	TUBE, SPIRAL SP-12 1610	1		
A27a-18	K3008000442-Y	ELBOW, ADJUSTABLE 90 1086-6	3		
A27a-19	LM3210-0808A0	HOSE, WP175-12-2-1820	2		11034-
A27-20	K3008000042-Y	ELBOW, ADJUSTABLE 90 1086-12	6		
A27-21	K0881018000	O-RING, P18B	6		
A27b-22	K3280000330	MOTOR, GEAR MB6AK412	3		
A27a-23	YCG0038A	SEAL KIT, GEAR MOTOR MB6AK379	3		
A27a-24	K3104411850	HOSE, WP175-12-1-1850	1		11034-
A27-25	K3191016500	TUBE, SPIRAL SP-15 1650	2		
A27a-26	K3104421850	HOSE, WP175-12-2-1850	1		11034-
A27-27	K3028510041-Y	ELBOW, FOR HOSE HLD 10-20E	1		
A27-28	K3027210001-Y	TEE, KTC 10-000E	2		
A27-29	GM2800-0830A2-Y	PLATE, MOUNTING FITTING A	1		
A27-30	LM3200-0815Z2-Y	PIPE, L	1		



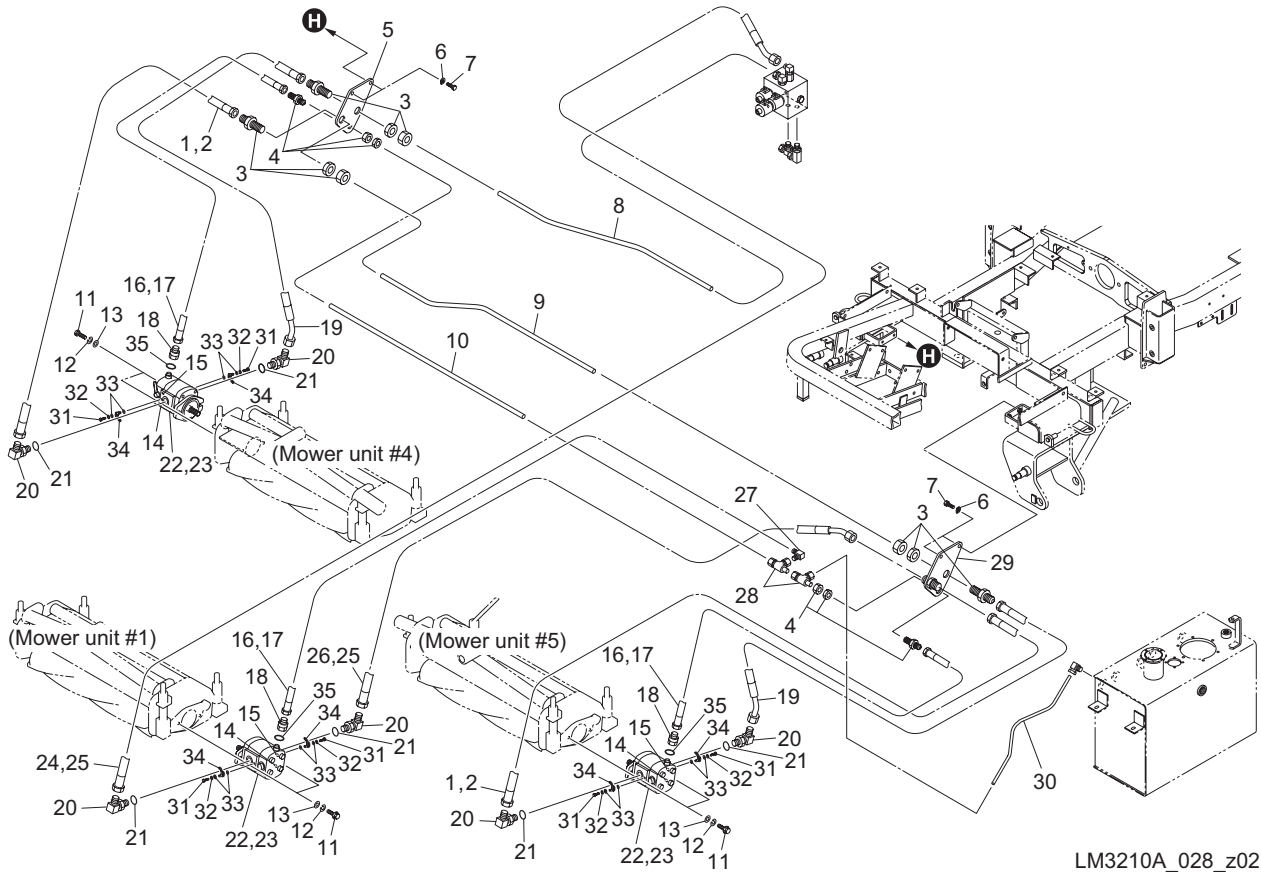
LM3210A_A27_z00

Cat No.	Code No.	Part name	Qty	Remark	SN of application
A27-31	K0020050120	BOLT, SUS M5-12	6		11082-
A27-32	K0200050002	WASHER, SPRING M5	6		11082-
A27-33	K5000050002	WASHER, M5	12		11082-
A27-34	ULM272-0802Z2	SLIDE PLATE	6		11082-
A27-35	K0881011000	O-RING, P11B	3		
A27-36	K3101211740	HOSE, WP70-6-1-1740	2		
A27-37	K3190016400	TUBE, SPIRAL SP-12 1640	2		



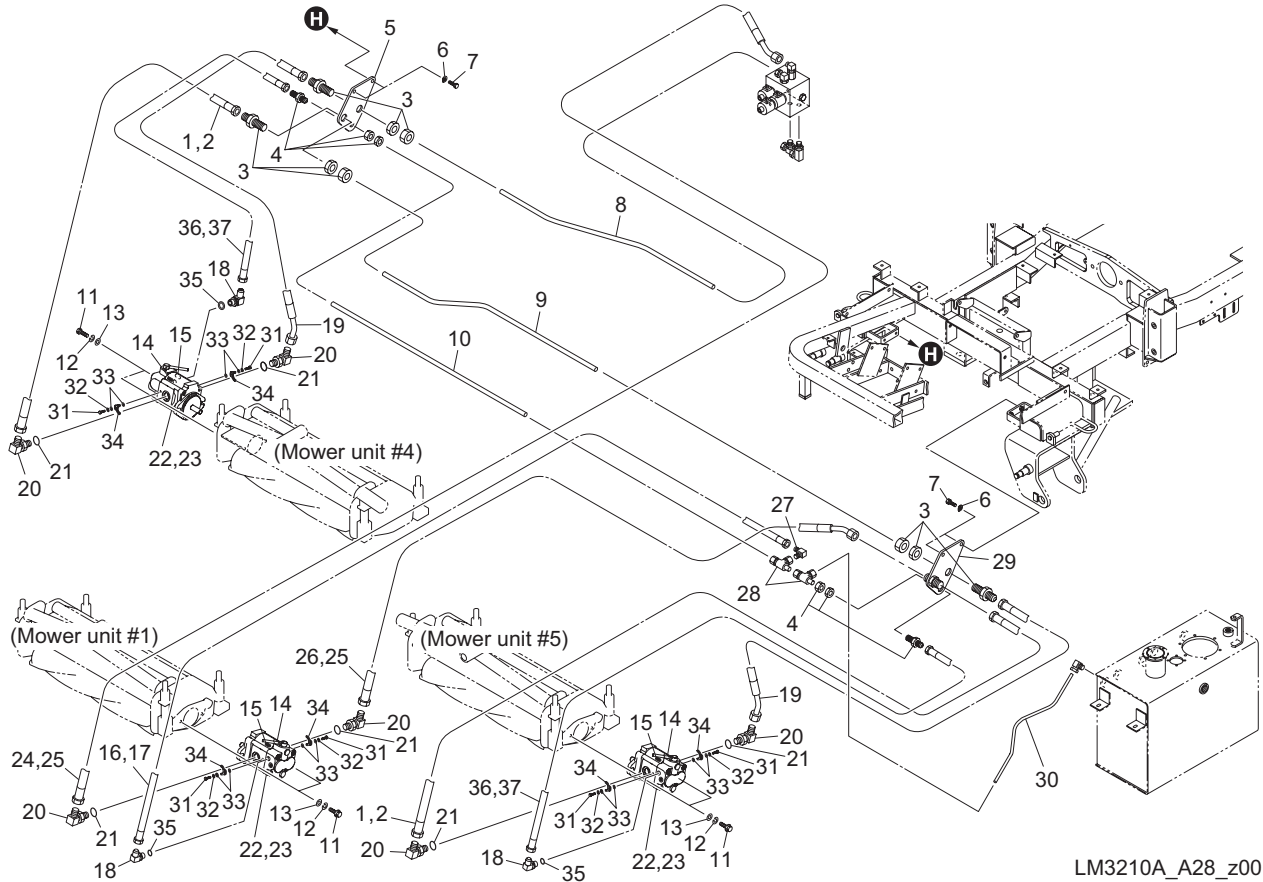
LM3210A_028_z02

Cat No.	Code No.	Part name	Qty	Remark	SN of application
28-1	LM3210-0807Z0	HOSE, WP140-12-1-1800	2		11020-11033
28a-1	LM3210-0807A0	HOSE, WP175-12-1-1800	2		11034-
28-2	K3191016000	TUBE, SPIRAL SP-15 1600	2		
28-3	K3026916081-Y	UNION, KUE 16-040E	3		
28-4	K3026910041-Y	UNION, KUE 10-020E	2		
28-5	LM3200-0817Z2	PLATE, MOUNTING FITTING B	1		
28-6	K0200080002	WASHER, SPRING M8	4		
28-7	K0000080202	BOLT, M8-20	4		
28-8	LM3200-0803Z2-Y	PIPE, C	1		
28-9	LM3200-0802Z2-Y	PIPE, B	1		
28-10	LM3200-0804Z2-Y	PIPE, D	1		
28-11	K0008100302	BOLT, SMALL M10-30	6		
28-12	K0200100002	WASHER, SPRING M10	6		
28-13	K5000100002	WASHER, M10	6		
28-14	K4203001310	DECAL, REEL STOP	3		
28-15	K4203001300	DECAL, REEL ROTATION	3		
28-16	K3101211650	HOSE, WP70-6-1-1650	3		
28-17	K3190015500	TUBE, SPIRAL SP-12 1550	3		
28-18	K3008000232-Y	CONNECTOR, W/O-RING PF1/4*PF1/4	3		
28-19	LM3210-0808Z0	HOSE, WP140-12-2-1820	2		11020-11033
28a-19	LM3210-0808A0	HOSE, WP175-12-2-1820	2		11034-
28-20	K3008000042-Y	ELBOW, ADJUSTABLE 90 1086-12	6		
28-21	K0881018000	O-RING, P18B	6		
28-22	K3282000060	MOTOR, GEAR PLM20.16	3		11020-11081
28a-22	K3282000140	MOTOR, GEAR PLM20.16M	3		11082-
28-23	YCA62029050	SEAL KIT, MOTOR PLM20-01S9R	3		
28-24	K3103411850	HOSE, WP140-12-1-1850	1		11020-11033
28a-24	K3104411850	HOSE, WP175-12-1-1850	1		11034-
28-25	K3191016500	TUBE, SPIRAL SP-15 1650	2		
28-26	K3103421850	HOSE, WP140-12-2-1850	1		11020-11033



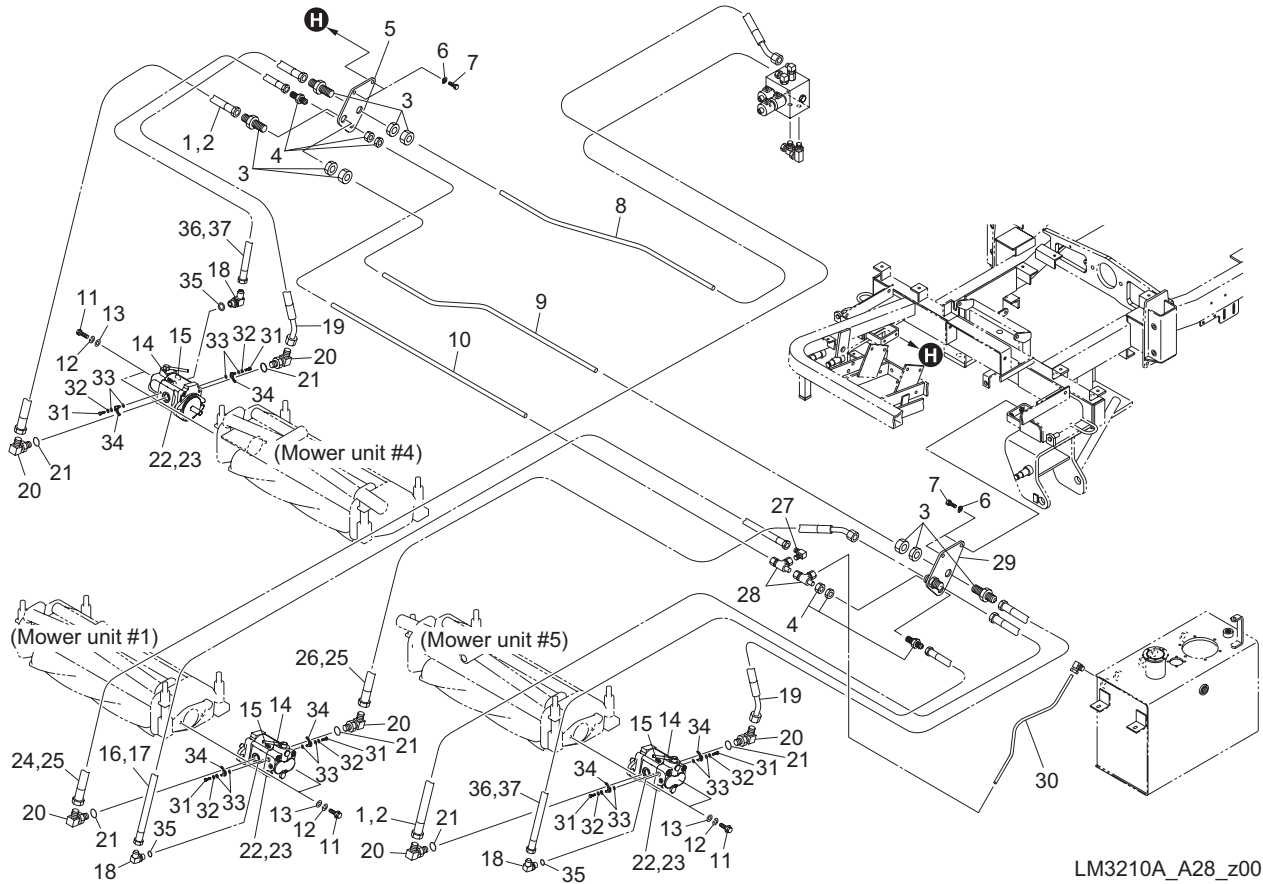
LM3210A_028_z02

Cat No.	Code No.	Part name	Qty	Remark	SN of application
28a-26	K3104421850	HOSE, WP175-12-2-1850	1		11034-
28-27	K3028510041-Y	ELBOW, FOR HOSE HLD 10-20E	1		
28-28	K3027210001-Y	TEE, KTC 10-000E	2		
28-29	GM2800-0830A2-Y	PLATE, MOUNTING FITTING A	1		
28-30	LM3200-0815Z2-Y	PIPE, L	1		
28-31	K0020050120	BOLT, SUS M5-12	6		11082-
28-32	K0200050002	WASHER, SPRING M5	6		11082-
28-33	K5000050002	WASHER, M5	12		11082-
28-34	ULM272-0802Z2	SLIDE PLATE	6		11082-
28-35	K0881011000	O-RING, P11B	3		



LM3210A_A28_z00

Cat No.	Code No.	Part name	Qty	Remark	SN of application
A28a-1	LM3210-0807A0	HOSE, WP175-12-1-1800	2		11034-
A28-2	K3191016000	TUBE, SPIRAL SP-15 1600	2		
A28-3	K3026916081-Y	UNION, KUE 16-040E	3		
A28-4	K3026910041-Y	UNION, KUE 10-020E	2		
A28-5	LM3200-0817Z2	PLATE, MOUNTING FITTING B	1		
A28-6	K0200080002	WASHER, SPRING M8	4		
A28-7	K0000080202	BOLT, M8-20	4		
A28-8	LM3200-0803Z2-Y	PIPE, C	1		
A28-9	LM3200-0802Z2-Y	PIPE, B	1		
A28-10	LM3200-0804Z2-Y	PIPE, D	1		
A28a-11	K0000100252	BOLT, M10-25	6		
A28-12	K0200100002	WASHER, SPRING M10	6		
A28-13	K5000100002	WASHER, M10	6		
A28-14	K4203001310	DECAL, REEL STOP	3		
A28-15	K4203001300	DECAL, REEL ROTATION	3		
A28a-16	K3101211710	HOSE, WP70-6-1-1710	1		
A28a-17	K3190016100	TUBE, SPIRAL SP-12 1610	1		
A28a-18	K3008000442-Y	ELBOW, ADJUSTABLE 90 1086-6	3		
A28a-19	LM3210-0808A0	HOSE, WP175-12-2-1820	2		11034-
A28-20	K3008000042-Y	ELBOW, ADJUSTABLE 90 1086-12	6		
A28-21	K0881018000	O-RING, P18B	6		
A28b-22	K3280000350	MOTOR, GEAR MB4AK412	3		
A28a-23	YCG0038A	SEAL KIT, GEAR MOTOR MB6AK379	3		
A28a-24	K3104411850	HOSE, WP175-12-1-1850	1		11034-
A28-25	K3191016500	TUBE, SPIRAL SP-15 1650	2		
A28a-26	K3104421850	HOSE, WP175-12-2-1850	1		11034-
A28-27	K3028510041-Y	ELBOW, FOR HOSE HLD 10-20E	1		
A28-28	K3027210001-Y	TEE, KTC 10-000E	2		
A28-29	GM2800-0830A2-Y	PLATE, MOUNTING FITTING A	1		
A28-30	LM3200-0815Z2-Y	PIPE, L	1		

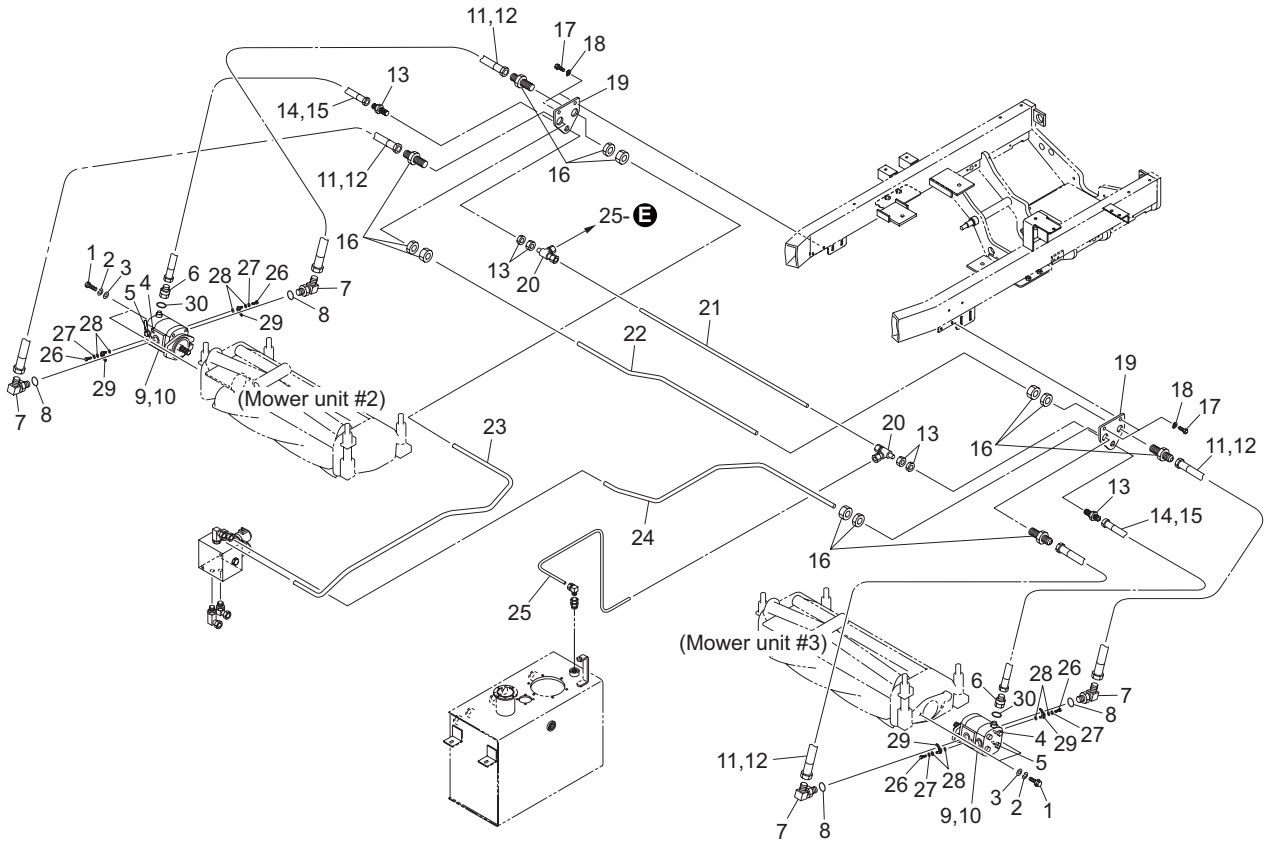


LM3210A_A28_z00

Cat No.	Code No.	Part name	Qty	Remark	SN of application
A28-31	K0020050120	BOLT, SUS M5-12	6		11082-
A28-32	K0200050002	WASHER, SPRING M5	6		11082-
A28-33	K5000050002	WASHER, M5	12		11082-
A28-34	ULM272-0802Z2	SLIDE PLATE	6		11082-
A28-35	K0881011000	O-RING, P11B	3		
A28-36	K3101211740	HOSE, WP70-6-1-1740	2		
A28-37	K3190016400	TUBE, SPIRAL SP-12 1640	2		

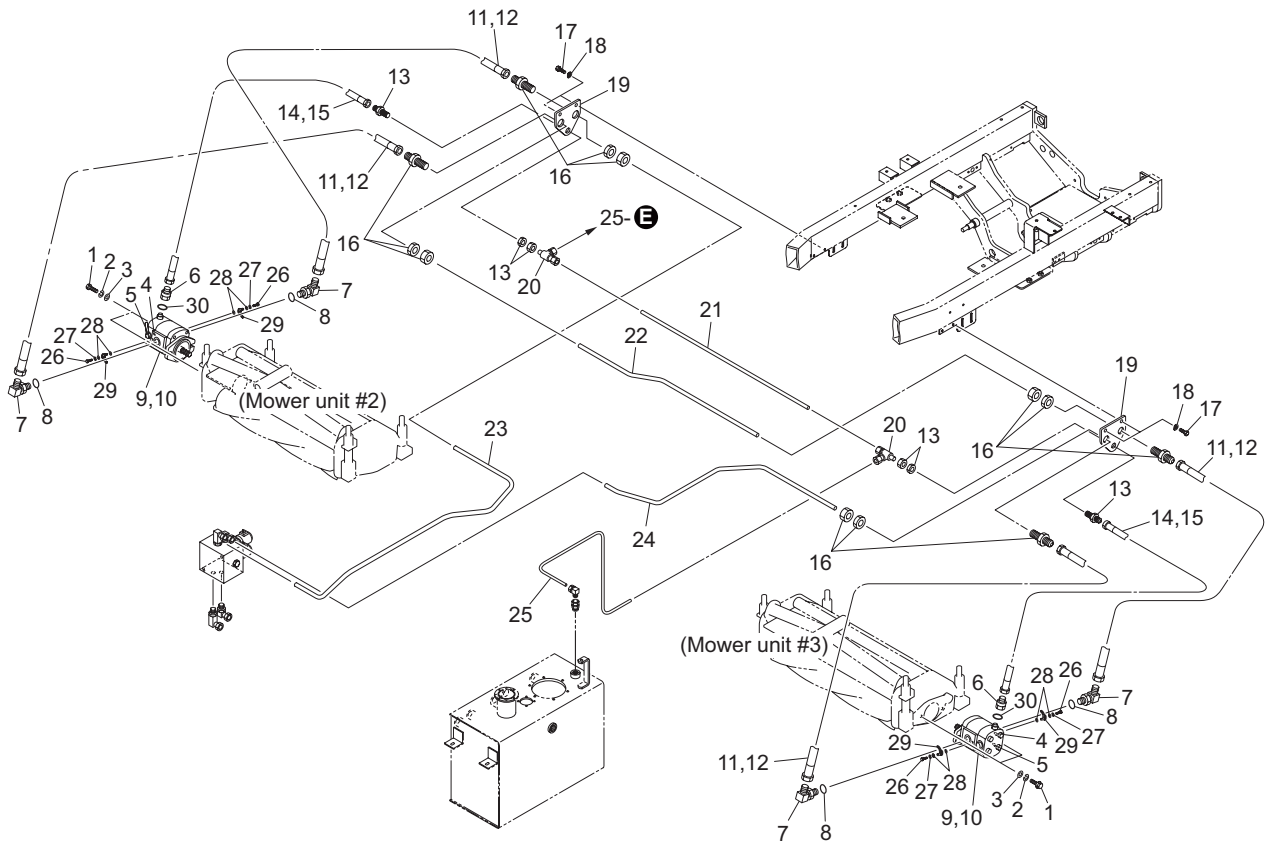
29.Hydraulic section J (#2,3) for Type R SN11020-11096

LM3210A



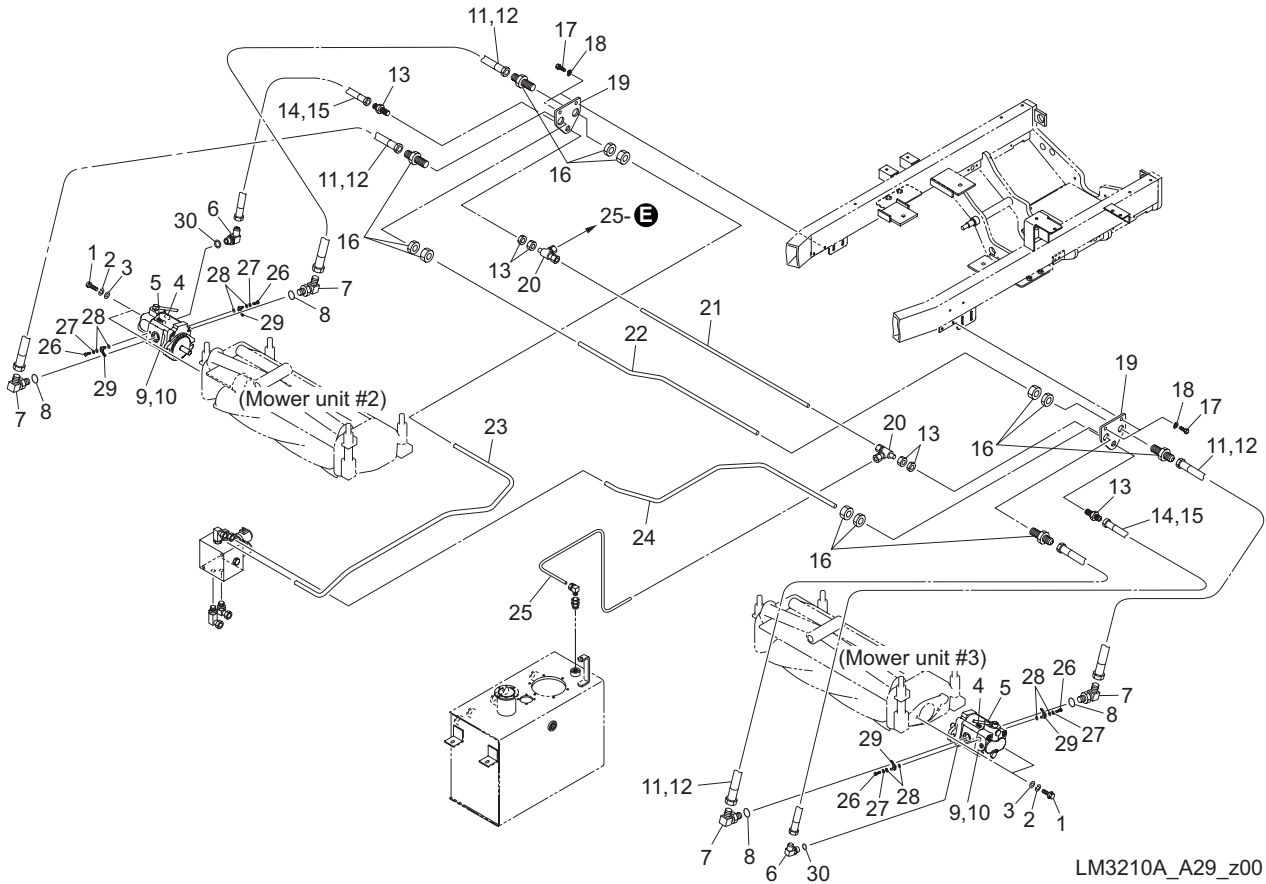
LM3210A_029_z04

Cat No.	Code No.	Part name	Qty	Remark	SN of application
29-1	K0008100302	BOLT, SMALL M10-30	4		
29a-1	K0000100252	BOLT, M10-25	4		
29-2	K0200100002	WASHER, SPRING M10	4		
29-3	K5000100002	WASHER, M10	4		
29-4	K4203001300	DECAL, REEL ROTATION	2		
29-5	K4203001310	DECAL, REEL STOP	2		
29-6	K3008000232-Y	CONNECTOR, W/O-RING PF1/4*PF1/4	2		
29a-6	K3008000442-Y	ELBOW, ADJUSTABLE 90 1086-6	2		
29-7	K3008000042-Y	ELBOW, ADJUSTABLE 90 1086-12	4		
29-8	K0881018000	O-RING, P18B	4		
29-9	K3282000070	MOTOR, GEAR PLM20.20	2		11020-11081
29a-9	K3282000120	MOTOR, GEAR PLM20.20M	2		11082-
29b-9	K3280000330	MOTOR, GEAR MB6AK412	2		
29-10	YCA62029050	SEAL KIT, MOTOR PLM20-01S9R	2		
29a-10	YCG0038A	SEAL KIT, GEAR MOTOR MB6AK379	2		
29-11	K3103411270	HOSE, WP140-12-1-1270	4		11020-11033
29a-11	K3104411270	HOSE, WP175-12-1-1270	4		11034-
29-12	K3191010700	TUBE, SPIRAL SP-15 1070	4		
29-13	K3026910041-Y	UNION, KUE 10-020E	2		
29-14	K3101211100	HOSE, WP70-6-1-1100	2		
29a-14	K3101211220	HOSE, WP70-6-1-1220	2		
29-15	K3190010000	TUBE, SPIRAL SP-12 1000	2		
29a-15	K3190011200	TUBE, SPIRAL SP-12 1120	2		
29-16	K3026916081-Y	UNION, KUE 16-040E	4		
29-17	K0000080202	BOLT, M8-20	4		
29-18	K0200080002	WASHER, SPRING M8	4		
29-19	GM2800-0831ZD	PLATE, FOR FIXTURE B	2		
29-20	K3027210001-Y	TEE, KTC 10-000E	2		
29-21	LM3200-0810Z2-Y	PIPE, J	1		
29-22	LM3200-0808Z2-Y	PIPE, H	1		11020-11033



LM3210A_029_z04

Cat No.	Code No.	Part name	Qty	Remark	SN of application
29a-22	LM3200A0802Z2-Y	PIPE, H	1		11034-
29-23	LM3200-0809Z2-Y	PIPE, I	1		
29-24	LM3200-0807Z2-Y	PIPE, G	1		
29-25	GM2800-0875Z2-Y	PIPE, N	1		
29-26	K0020050120	BOLT, SUS M5-12	4		11082-
29-27	K0200050002	WASHER, SPRING M5	4		11082-
29-28	K5000050002	WASHER, M5	8		11082-
29-29	ULM272-0802Z2	SLIDE PLATE	4		11082-
29-30	K0881011000	O-RING, P11B	2		

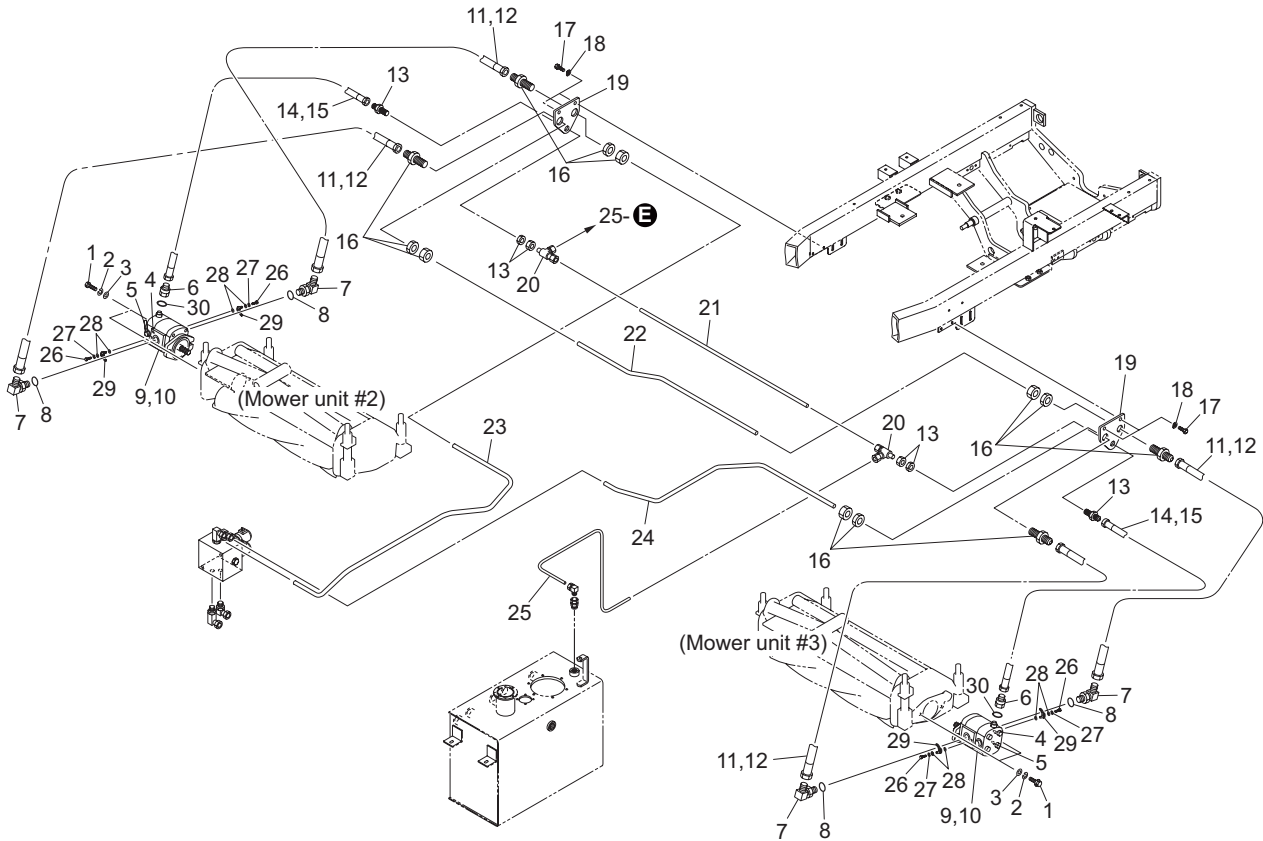


LM3210A_A29_z00

Cat No.	Code No.	Part name	Qty	Remark	SN of application
A29a-1	K0000100252	BOLT, M10-25	4		
A29-2	K0200100002	WASHER, SPRING M10	4		
A29-3	K5000100002	WASHER, M10	4		
A29-4	K4203001300	DECAL, REEL ROTATION	2		
A29-5	K4203001310	DECAL, REEL STOP	2		
A29a-6	K3008000442-Y	ELBOW, ADJUSTABLE 90 1086-6	2		
A29-7	K3008000042-Y	ELBOW, ADJUSTABLE 90 1086-12	4		
A29-8	K0881018000	O-RING, P18B	4		
A29b-9	K3280000330	MOTOR, GEAR MB6AK412	2		
A29a-10	YCG0038A	SEAL KIT, GEAR MOTOR MB6AK379	2		
A29a-11	K3104411270	HOSE, WP175-12-1-1270	4		11034-
A29-12	K3191010700	TUBE, SPIRAL SP-15 1070	4		
A29-13	K3026910041-Y	UNION, KUE 10-020E	2		
A29a-14	K3101211220	HOSE, WP70-6-1-1220	2		
A29a-15	K3190011200	TUBE, SPIRAL SP-12 1120	2		
A29-16	K3026916081-Y	UNION, KUE 16-040E	4		
A29-17	K0000080202	BOLT, M8-20	4		
A29-18	K0200080002	WASHER, SPRING M8	4		
A29-19	GM2800-0831ZD	PLATE, FOR FIXTURE B	2		
A29-20	K3027210001-Y	TEE, KTC 10-000E	2		
A29-21	LM3200-0810Z2-Y	PIPE, J	1		
A29a-22	LM3200A0802Z2-Y	PIPE, H	1		11034-
A29-23	LM3200-0809Z2-Y	PIPE, I	1		
A29-24	LM3200-0807Z2-Y	PIPE, G	1		
A29-25	GM2800-0875Z2-Y	PIPE, N	1		
A29-26	K0020050120	BOLT, SUS M5-12	4		11082-
A29-27	K0200050002	WASHER, SPRING M5	4		11082-
A29-28	K5000050002	WASHER, M5	8		11082-
A29-29	ULM272-0802Z2	SLIDE PLATE	4		11082-
A29-30	K0881011000	O-RING, P11B	2		

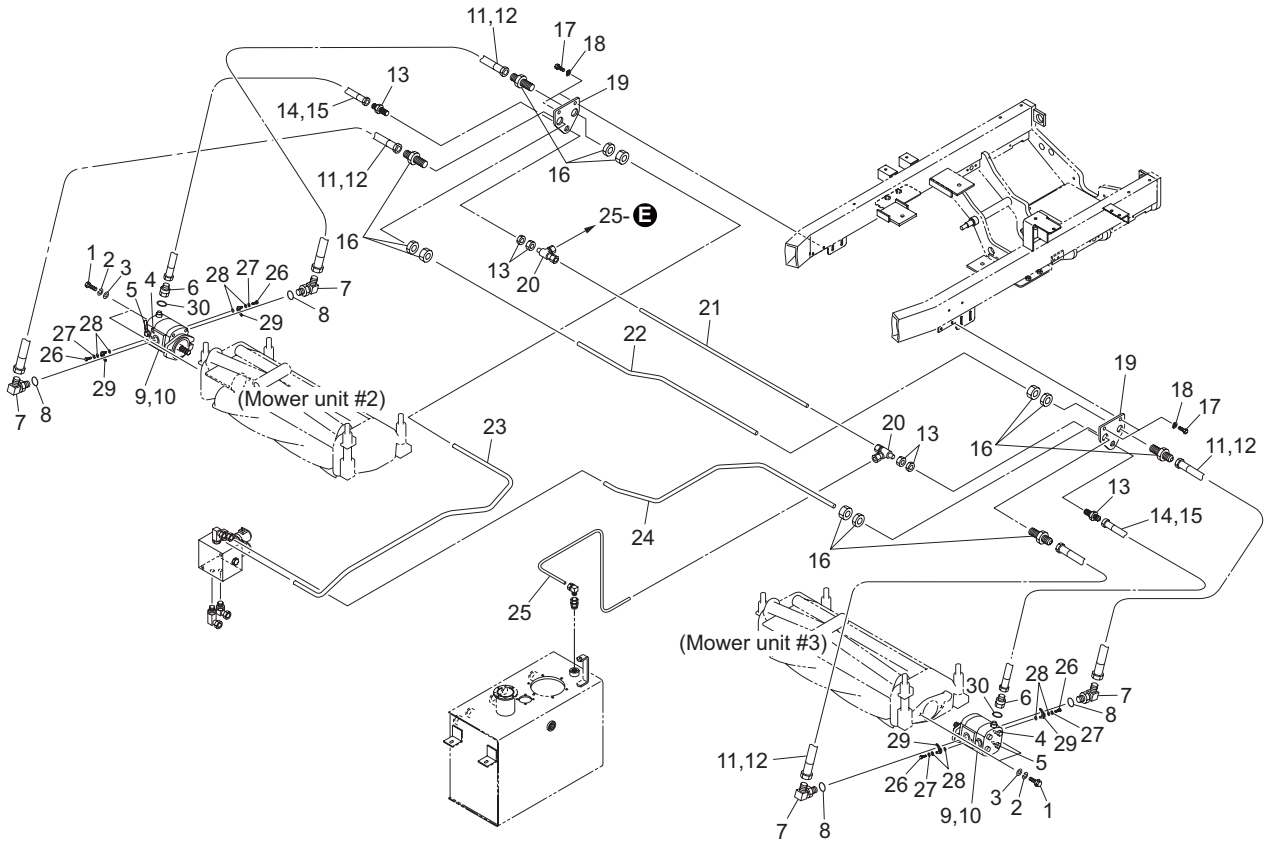
30. Hydraulic section K (#2,3) for Type F SN11020-11096

LM3210A



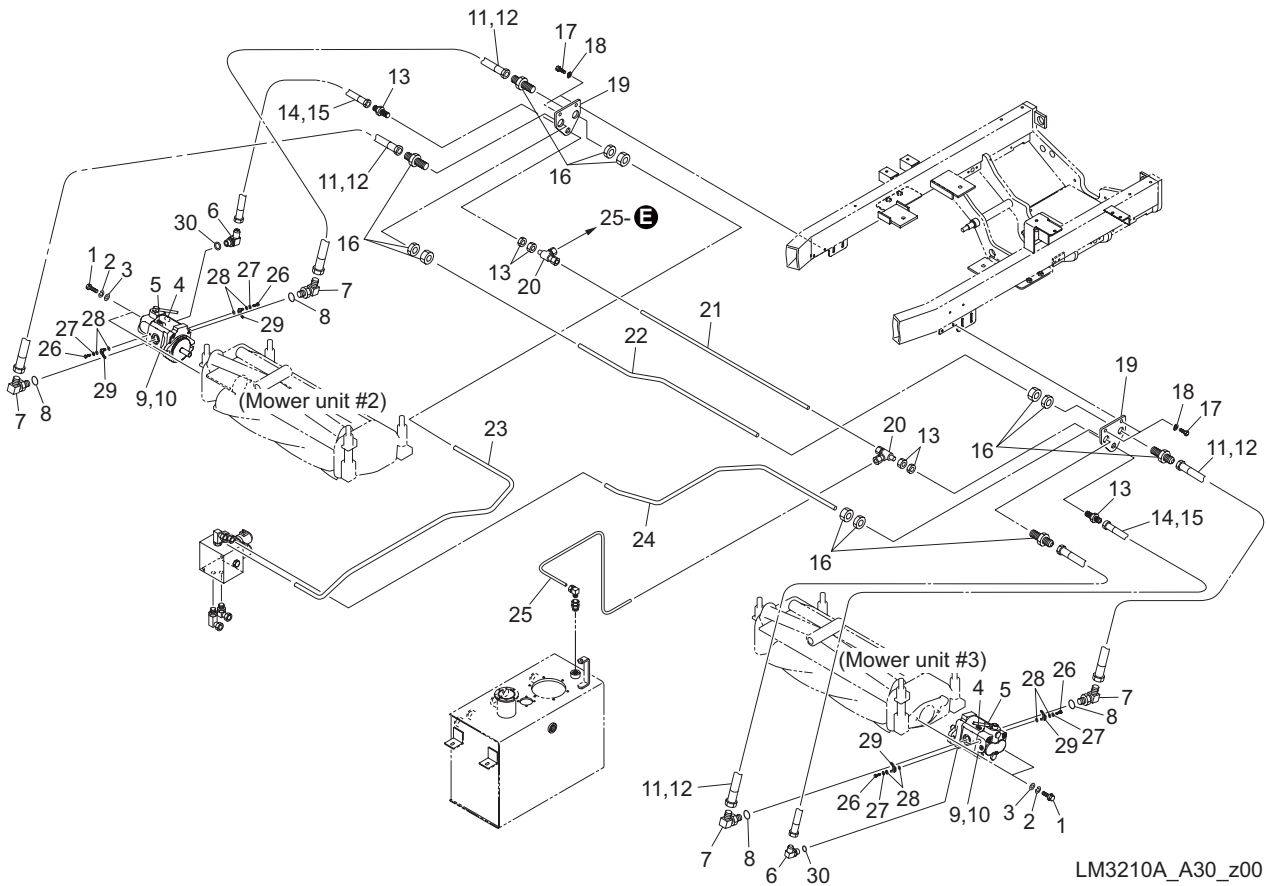
LM3210A_030_z04

Cat No.	Code No.	Part name	Qty	Remark	SN of application
30-1	K0008100302	BOLT, SMALL M10-30	4		
30-2	K0200100002	WASHER, SPRING M10	4		
30-3	K5000100002	WASHER, M10	4		
30-4	K4203001300	DECAL, REEL ROTATION	2		
30-5	K4203001310	DECAL, REEL STOP	2		
30-6	K3008000232-Y	CONNECTOR, W/O-RING PF1/4*PF1/4	2		
30-7	K3008000042-Y	ELBOW, ADJUSTABLE 90 1086-12	4		
30-8	K0881018000	O-RING, P18B	4		
30-9	K3282000060	MOTOR, GEAR PLM20.16	2		11020-11081
30a-9	K3282000140	MOTOR, GEAR PLM20.16M	2		11082-
30-10	YCA62029050	SEAL KIT, MOTOR PLM20-01S9R	2		
30-11	K3103411270	HOSE, WP140-12-1-1270	4		11020-11033
30a-11	K3104411270	HOSE, WP175-12-1-1270	4		11034-
30-12	K3191010700	TUBE, SPIRAL SP-15 1070	4		
30-13	K3026910041-Y	UNION, KUE 10-020E	2		
30-14	K3101211100	HOSE, WP70-6-1-1100	2		
30-15	K3190010000	TUBE, SPIRAL SP-12 1000	2		
30-16	K3026916081-Y	UNION, KUE 16-040E	4		
30-17	K0000080202	BOLT, M8-20	4		
30-18	K0200080002	WASHER, SPRING M8	4		
30-19	GM2800-0831ZD	PLATE, FOR FIXTURE B	2		
30-20	K3027210001-Y	TEE, KTC 10-000E	2		
30-21	LM3200-0810Z2-Y	PIPE, J	1		
30-22	LM3200-0808Z2-Y	PIPE, H	1		11020-11033
30a-22	LM3200A0802Z2-Y	PIPE, H	1		11034-
30-23	LM3200-0809Z2-Y	PIPE, I	1		
30-24	LM3200-0807Z2-Y	PIPE, G	1		
30-25	GM2800-0875Z2-Y	PIPE, N	1		
30-26	K0020050120	BOLT, SUS M5-12	4		11082-
30-27	K0200050002	WASHER, SPRING M5	4		11082-



LM3210A_030_z04

Cat No.	Code No.	Part name	Qty	Remark	SN of application
30-28	K5000050002	WASHER, M5	8		11082-
30-29	ULM272-0802Z2	SLIDE PLATE	4		11082-
30-30	K0881011000	O-RING, P11B	2		

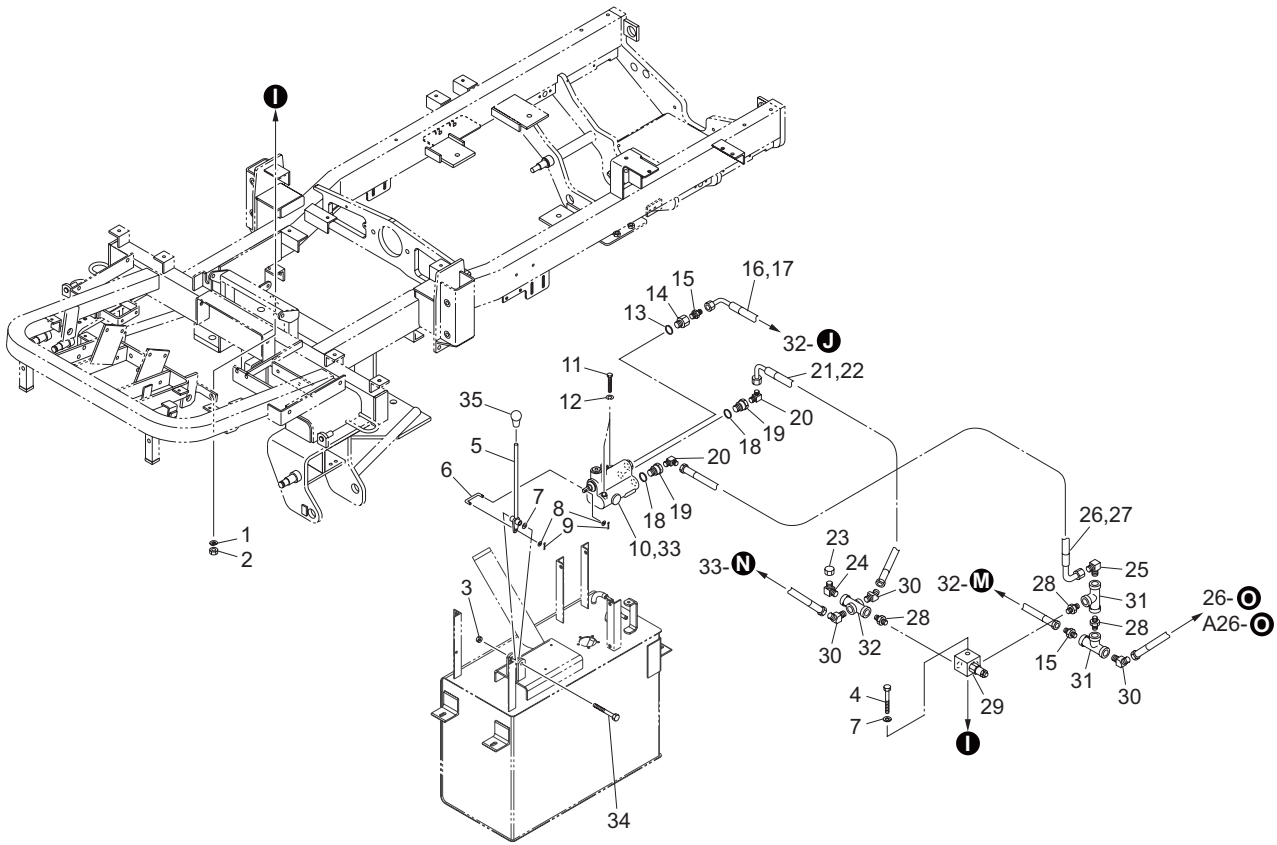


LM3210A_A30_z00

Cat No.	Code No.	Part name	Qty	Remark	SN of application
A30a-1	K0000100252	BOLT, M10-25	4		
A30-2	K0200100002	WASHER, SPRING M10	4		
A30-3	K5000100002	WASHER, M10	4		
A30-4	K4203001300	DECAL, REEL ROTATION	2		
A30-5	K4203001310	DECAL, REEL STOP	2		
A30a-6	K3008000442-Y	ELBOW, ADJUSTABLE 90 1086-6	2		
A30-7	K3008000042-Y	ELBOW, ADJUSTABLE 90 1086-12	4		
A30-8	K0881018000	O-RING, P18B	4		
A30b-9	K3280000350	MOTOR, GEAR MB4AK412	2		
A30a-10	YCG0038A	SEAL KIT, GEAR MOTOR MB6AK379	2		
A30a-11	K3104411270	HOSE, WP175-12-1-1270	4		11034-
A30-12	K3191010700	TUBE, SPIRAL SP-15 1070	4		
A30-13	K3026910041-Y	UNION, KUE 10-020E	2		
A30a-14	K3101211220	HOSE, WP70-6-1-1220	2		
A30a-15	K3190011200	TUBE, SPIRAL SP-12 1120	2		
A30-16	K3026916081-Y	UNION, KUE 16-040E	4		
A30-17	K0000080202	BOLT, M8-20	4		
A30-18	K0200080002	WASHER, SPRING M8	4		
A30-19	GM2800-0831ZD	PLATE, FOR FIXTURE B	2		
A30-20	K3027210001-Y	TEE, KTC 10-000E	2		
A30-21	LM3200-0810Z2-Y	PIPE, J	1		
A30a-22	LM3200A0802Z2-Y	PIPE, H	1		11034-
A30-23	LM3200-0809Z2-Y	PIPE, I	1		
A30-24	LM3200-0807Z2-Y	PIPE, G	1		
A30-25	GM2800-0875Z2-Y	PIPE, N	1		
A30-26	K0020050120	BOLT, SUS M5-12	4		11082-
A30-27	K0200050002	WASHER, SPRING M5	4		11082-
A30-28	K5000050002	WASHER, M5	8		11082-
A30-29	ULM272-0802Z2	SLIDE PLATE	4		11082-
A30-30	K0881011000	O-RING, P11B	2		

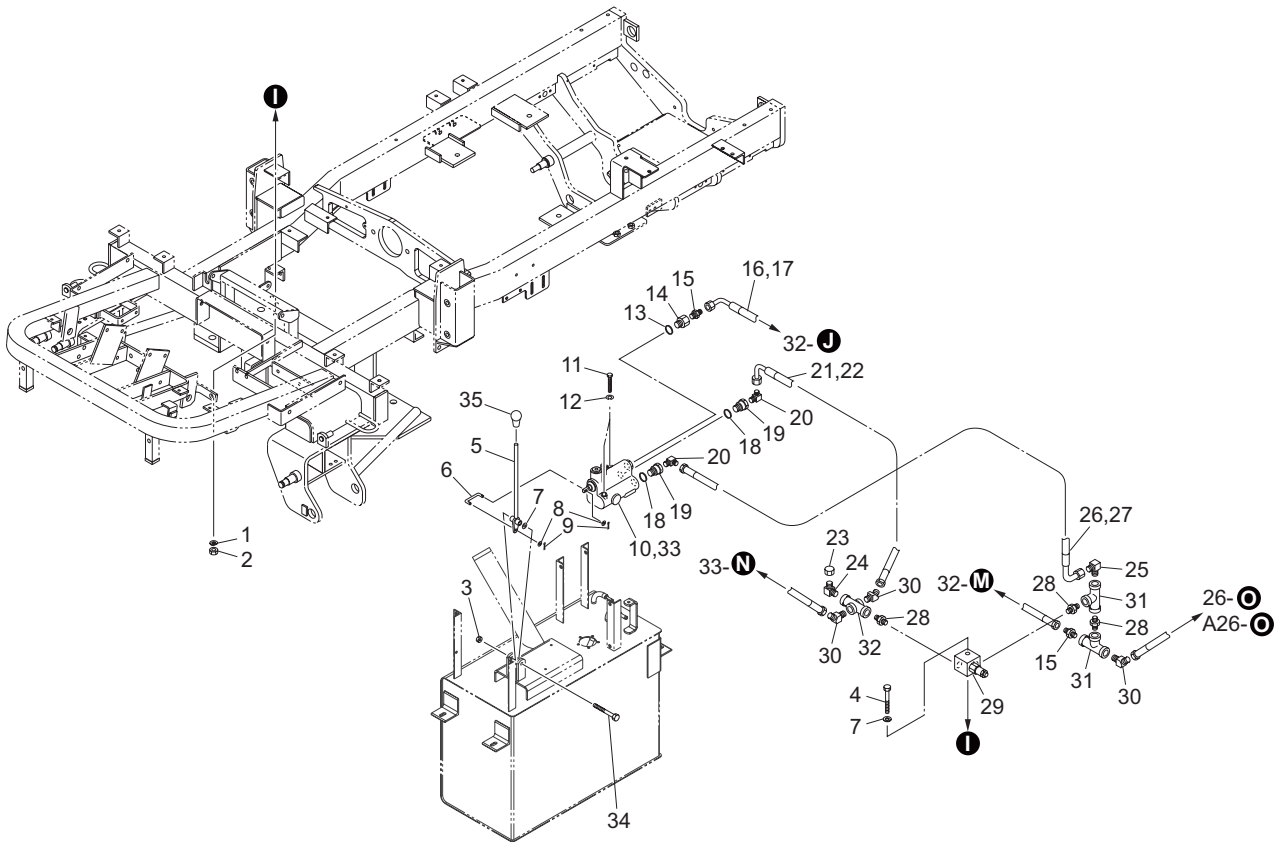
31. Hydraulic section L (Control valve)

LM3210A



LM3210A_031_z01

Cat No.	Code No.	Part name	Qty	Remark	SN of application
31-1	K0200080002	WASHER, SPRING M8	1		
31-2	K0100080002	NUT, M8	1		
31-3	K0144080002	NUT, W/F-RING M8	1		
31-4	K0000080502	BOLT, M8-50	1		
31-5	GM2800-0804A2	LEVER, LIFTING	1		
31-6	GM2800-0805Z2	ROD	1		
31-7	K5000080002	WASHER, M8	2		
31-8	K5000050002	WASHER, M5	2		
31-9	K0300016122	PIN, COTTER M1.6-12	2		
31-10	K3321000030	MANIFOLD, CONTROL VALVE	1		
31-11	K0000060452	BOLT, M6-45	2		
31-12	K0200060002	WASHER, SPRING M6	2		
31-13	K0887009060	O-RING, AS568-906	1		
31-14	K3008000242-Y	ADAPTER, ODD SIZED 90 9/16-18UNFPT3/8	1		
31-15	K3007000062-Y	ADAPTER, ODD SIZED PT3/8*PF1/4	2		
31-16	K3103230800	HOSE, WP140-6-3-800	1		
31-17	K3190007000	TUBE, SPIRAL SP-12 700	1		
31-18	K0887009080	O-RING, AS568-908	2		
31-19	K3008000692-Y	CONNECTOR, W/O-RING 4043-8-8	2		
31-20	K3006000022-Y	ELBOW, ODD SIZED PT1/2*PF3/8	2		
31-21	K3103330600	HOSE, WP140-9-3-600	1		
31-22	K3191005000	TUBE, SPIRAL SP-15 500	1		
31-23	K3008000482-Y	CAP, TAPPED FEMALE PF1/4	1		
31-24	K3006000012-Y	ELBOW, ODD SIZED PT3/8*PF1/4	1		
31-25	K3001090002-Y	ELBOW, 90 1033-9	1		
31-26	K3103330400	HOSE, WP140-9-3-400	1		
31-27	K3191003000	TUBE, SPIRAL SP-15 300	1		
31-28	K3023060001-Y	NIPPLE, NS PT3/8	3		
31-29	K3315000050	VALVE, RELIEF	1		
31-30	K3003090002-Y	ELBOW, 45 1035-9	3		

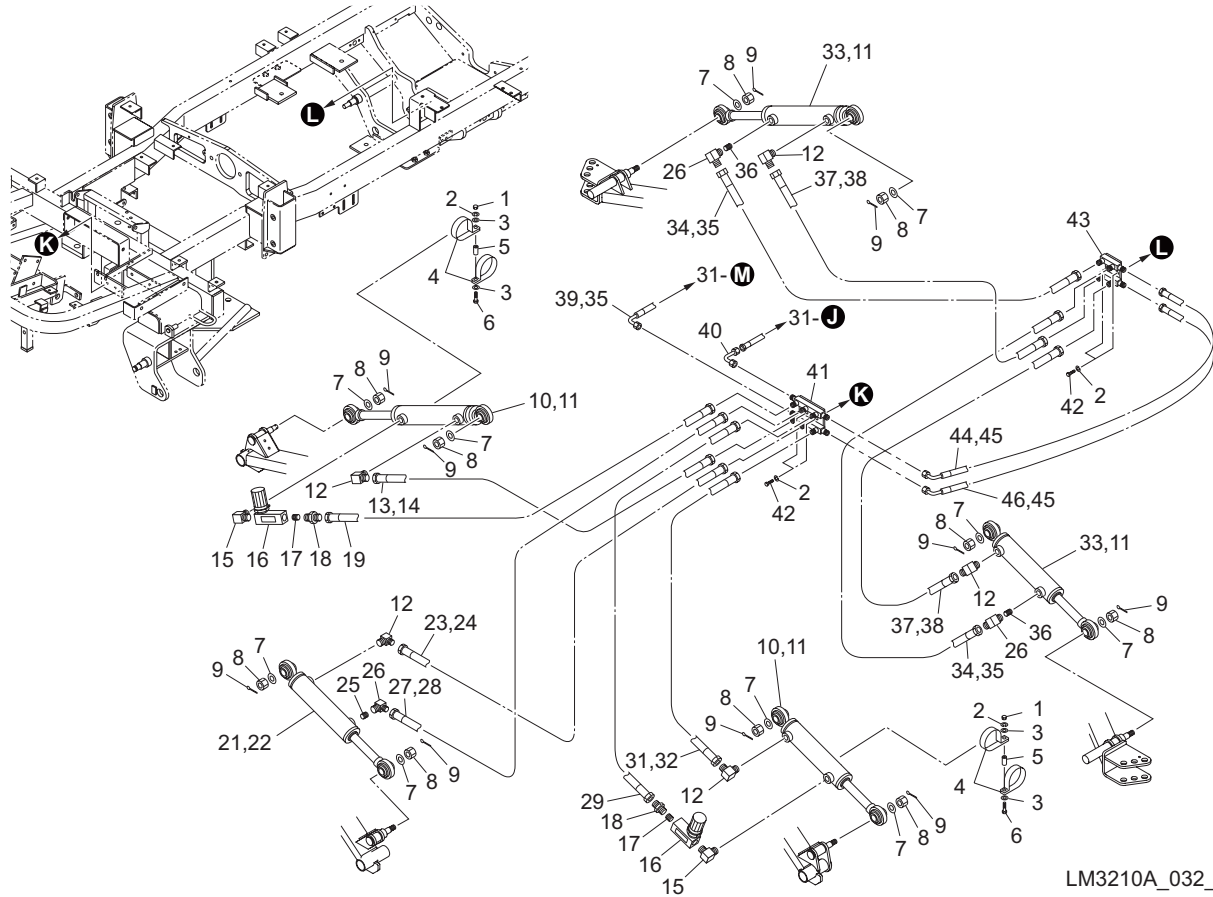


LM3210A_031_z01

Cat No.	Code No.	Part name	Qty	Remark	SN of application
31-31	K3024000042-Y	JOINT, CAST IRON PT3/8*PF3/8	2		
31-32	K3026006002-Y	CROSS, SCREWED SXA03	1		
31-33	K3321000030-1	REPAIR KIT, 31921-927	1		
31-34	K0003080552	BOLT, M8-55	1		
31-35	K1300000040	GRIP, PLASTIC BLACK 9-35.5	1		

32.Hydraulic section M (Cylinder)

LM3210A

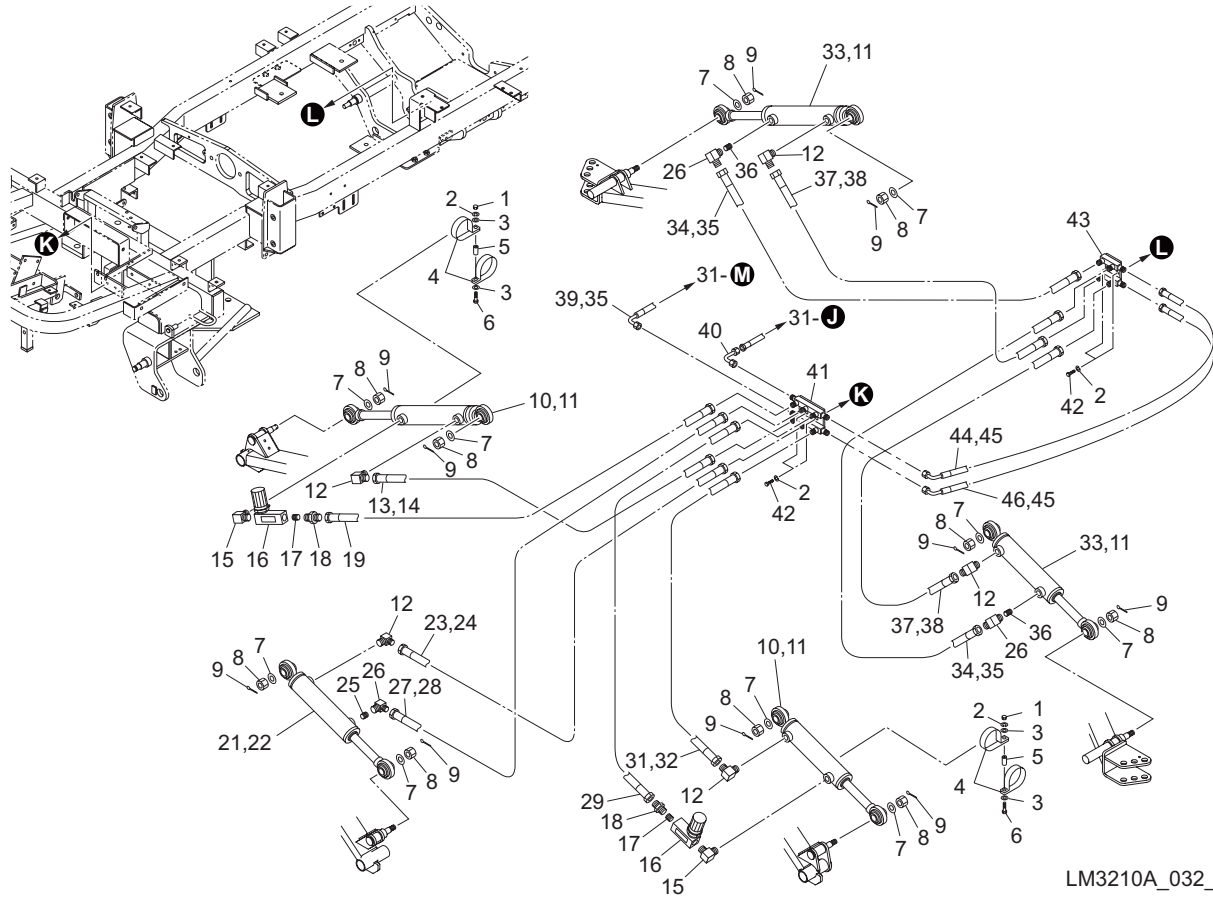


LM3210A_032_z01

Cat No.	Code No.	Part name	Qty	Remark	SN of application
32-1	K0100080002	NUT, M8	2		
32-2	K0200080002	WASHER, SPRING M8	6		
32-3	K5000080002	WASHER, M8	4		
32-4	K4270050080	CLIP, HARNESS 50 M8	4		
32-5	K6211000482	COLLAR, SGP M9.2-13.8-14	2		
32-6	K0000080352	BOLT, M8-35	2		
32-7	K0215160001	WASHER, DISK SPRING 2H M16	10		
32-8	K0122160002	NUT, HIGH SLOTTED P1.5 M16	10		
32-9	K0300032402	PIN, COTTER M3.2-40	10		
32-10	K3213000170	CYLINDER, 45-195 397	2	for mower unit #4,#5	
32-11	YIS-45B-SK	SEAL KIT, CYLINDER	4		
32-12	K3001060002-Y	ELBOW, 90 1033-6	5		
32-13	K3101210850	HOSE, WP70-6-1-850	1		
32-14	K3190007500	TUBE, SPIRAL SP-12 750	1		
32-15	K3006000042-Y	ELBOW, PT1/4	2		
32-16	K3332000050	VALVE, SLOW RETURN HF02172	2		11020-11096
32a-16	K3334000030	VALVE, CHECK FCZL-02	2		11097-
32-17	K0023000051-Y	SETSCREW, M6-6-1.2	2		
32-18	K3009000272-Y	ADAPTER, 1013-6M6	2		
32-19	LM3210-0809Z0	HOSE, WP140-6-1-1000	1		
32-20					
32-21	K3213000150	CYLINDER, 40-138 359	1	for mower unit #1	
32-22	YIS-40D-SK	SEAL KIT, CYLINDER	1		
32-23	K3101210600	HOSE, WP70-6-1-600	1		
32-24	K3190005000	TUBE, SPIRAL SP-12 500	1		
32-25	K0023000061-Y	SETSCREW, M6-6-1.6	1		
32-26	K3029000252-Y	ELBOW, 90 1033-6M6	3		
32-27	K3103210480	HOSE, WP140-6-1-480	1		
32-28	K3190003800	TUBE, SPIRAL SP-12 380	1		
32-29	LM3210-0810Z0	HOSE, WP140-6-1-940	1		

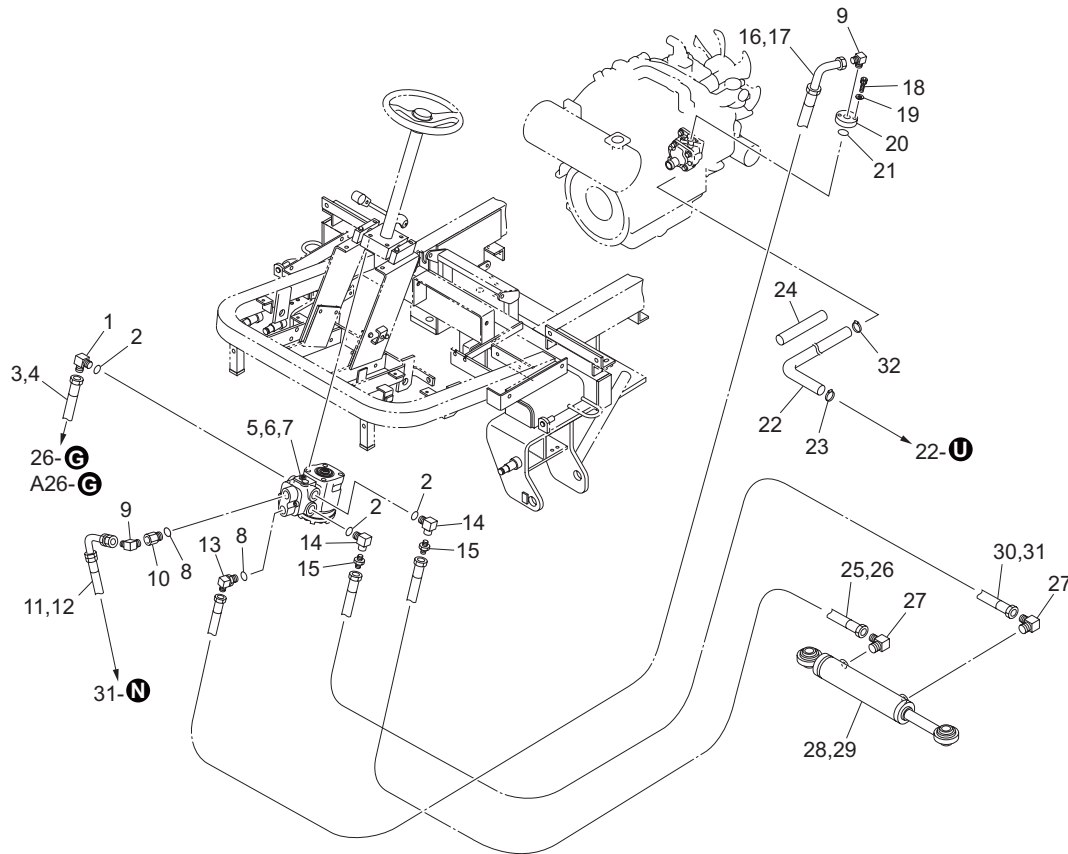
32.Hydraulic section M (Cylinder)

LM3210A



LM3210A_032_z01

Cat No.	Code No.	Part name	Qty	Remark	SN of application
32-30					
32-31	K3101210750	HOSE, WP70-6-1-750	1		
32-32	K3190006500	TUBE, SPIRAL SP-12 650	1		
32-33	K3213000160	CYLINDER, 45-110 270	2	for mower unit #2,#3	
32-34	K3103210500	HOSE, WP140-6-1-500	2		
32-35	K3190004000	TUBE, SPIRAL SP-12 400	3		
32-36	K0023000011-Y	SETSCREW, M6-6-1	2		
32-37	K3101210400	HOSE, WP70-6-1-400	2		
32-38	K3190003000	TUBE, SPIRAL SP-12 300	2		
32-39	K3101230500	HOSE, WP70-6-3-500	1		
32-40	K3025069042-Y	ADAPTER, FOR PIPE 069-04	1		
32-41	GM2800-0802Z2-Y	MANIFOLD	1		
32-42	K0000080202	BOLT, M8-20	4		
32-43	GM2800-0803Z2-Y	MANIFOLD	1		
32-44	K3103222000	HOSE, WP140-6-2-2000	1		
32-45	K3190019000	TUBE, SPIRAL SP-12 1900	2		
32-46	K3101222000	HOSE, WP70-6-2-2000	1		

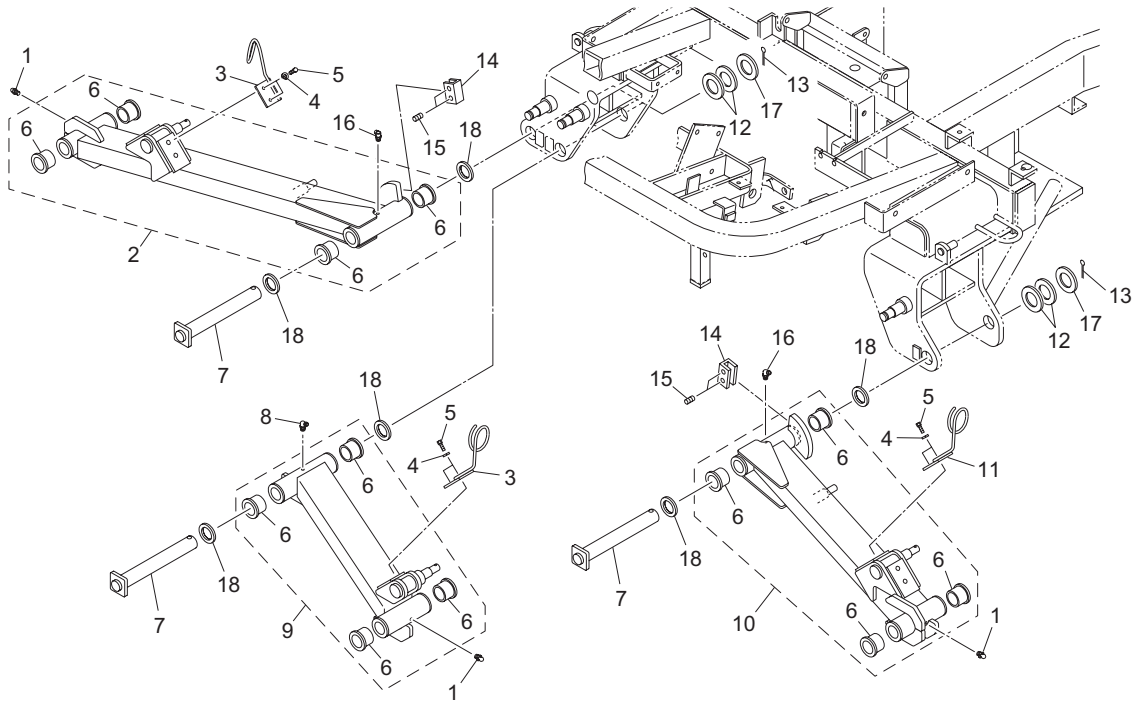


LM3210A_033_z02

Cat No.	Code No.	Part name	Qty	Remark	SN of application
33-31	K3190034000	TUBE, SPIRAL SP-12 3400	1		
33-32	K4260000200	CLAMP, HOSE JUBILEE BAND 2A	1		

34.Lift arm section A (#1,4,5)

LM3210A

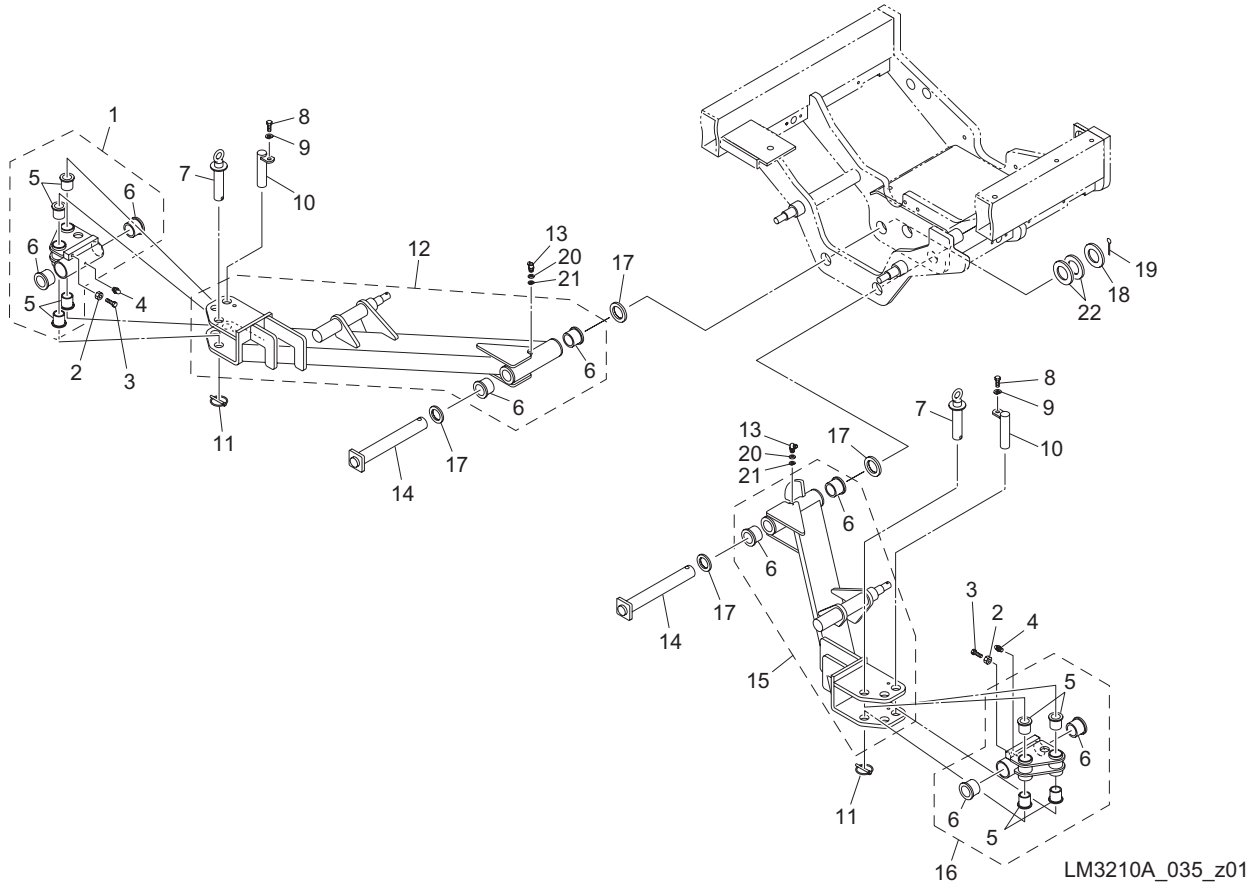


LM3210A_034_a03

Cat No.	Code No.	Part name	Qty	Remark	SN of application
34-1	K1440000010	GREASE NIPPLE, STRAIGHT TYPE A	3		
34-2	LM3200-0204ZD	ARM, LIFT #4	1		
34-3	LM2700-0232A2	GUIDE, HOSE B	2		
34-4	K0200080002	WASHER, SPRING M8	6		
34-5	K0000080202	BOLT, M8-20	6		
34-6	K6010000140	BUSH, FLANGED 30-38-30	12		
34-7	K7147000232	PIN, W/HOLE M30-199	3		
34-8	K1440000020	GREASE NIPPLE, TYPE C	1		
34-9	LM3200-0201ZD	ARM, LIFT #1	1		
34-10	LM3200-0205ZD	ARM, LIFT #5	1		
34-11	LM2700-0234A2	GUIDE, HOSE D	1		
34-12	K5012330452	WASHER, SPCC 2.3-30-45	6		11020-11044
34a-12	K5012330452	WASHER, SPCC 2.3-30-45	0-9	for adjustment	11045-
34-13	K0300040502	PIN, COTTER M4-50	3		
34a-14	GM2800-0215Z2	STOPPER, MOWER	2		
34a-15	K0028060100	SETSCREW, SUS M6-10	4		
34-16	K1440000030	GREASE NIPPLE, TYPE B	2		
34-17	K5011030422	WASHER, SPCC 1-30-42	0-6	for adjustment	11045-
34-18	K5051030420	WASHER, C5191P 1-30-42	0-6	for adjustment	11045-

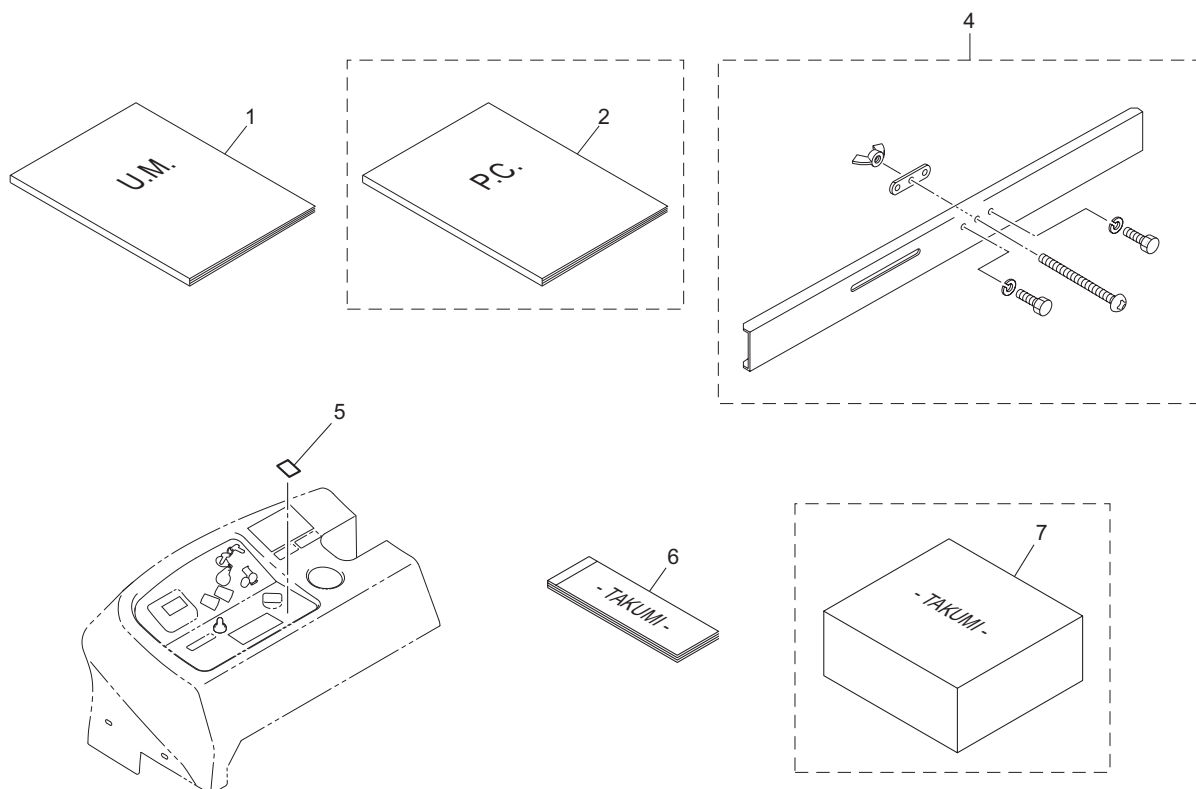
35.Lift arm section B (#2,3)

LM3210A



LM3210A_035_z01

Cat No.	Code No.	Part name	Qty	Remark	SN of application
35-1	GM2800-0212AD	JOINT, SLEWING #2	1		
35-2	K0100080002	NUT, M8	2		
35-3	K0000080302	BOLT, M8-30	2		
35-4	K1440000010	GREASE NIPPLE, STRAIGHT TYPE A	2		
35-5	K6010000130	BUSH, FLANGED 22-28-30	8		
35-6	K6010000140	BUSH, FLANGED 30-38-30	8		
35-7	K7147000292	PIN, W/GRIP	2		
35-8	K0000080202	BOLT, M8-20	2		
35-9	K0200080002	WASHER, SPRING M8	2		
35-10	LM2700-0211B2	SHAFT, SLEWING (REAR)	2		
35-11	K6061060002	PIN, CLIP M6	2		
35-12	LM3200-0202ZD	ARM, LIFT #2	1		
35-13	K1440000030	GREASE NIPPLE, TYPE B	2		
35-14	K7147000232	PIN, W/HOLE M30-199	2		
35-15	LM3200-0203ZD	ARM, LIFT #3	1		
35-16	GM2800-0211AD	JOINT, SLEWING, #3	1		
35-17	K5051030420	WASHER, C5191P 1-30-42	4		11020-11044
35a-17	K5051030420	WASHER, C5191P 1-30-42	0-4	for adjustment	11045-
35-18	K5011030422	WASHER, SPCC 1-30-42	2		11020-11044
35a-18	K5011030422	WASHER, SPCC 1-30-42	0-4	for adjustment	11045-
35-19	K0300040502	PIN, COTTER M4-50	2		
35-20	K0200060002	WASHER, SPRING M6	2		
35-21	K5000060002	WASHER, M6	2		
35-22	K5012330452	WASHER, SPCC 2.3-30-45	0-6	for adjustment	11045-



LM3210A_036_z02

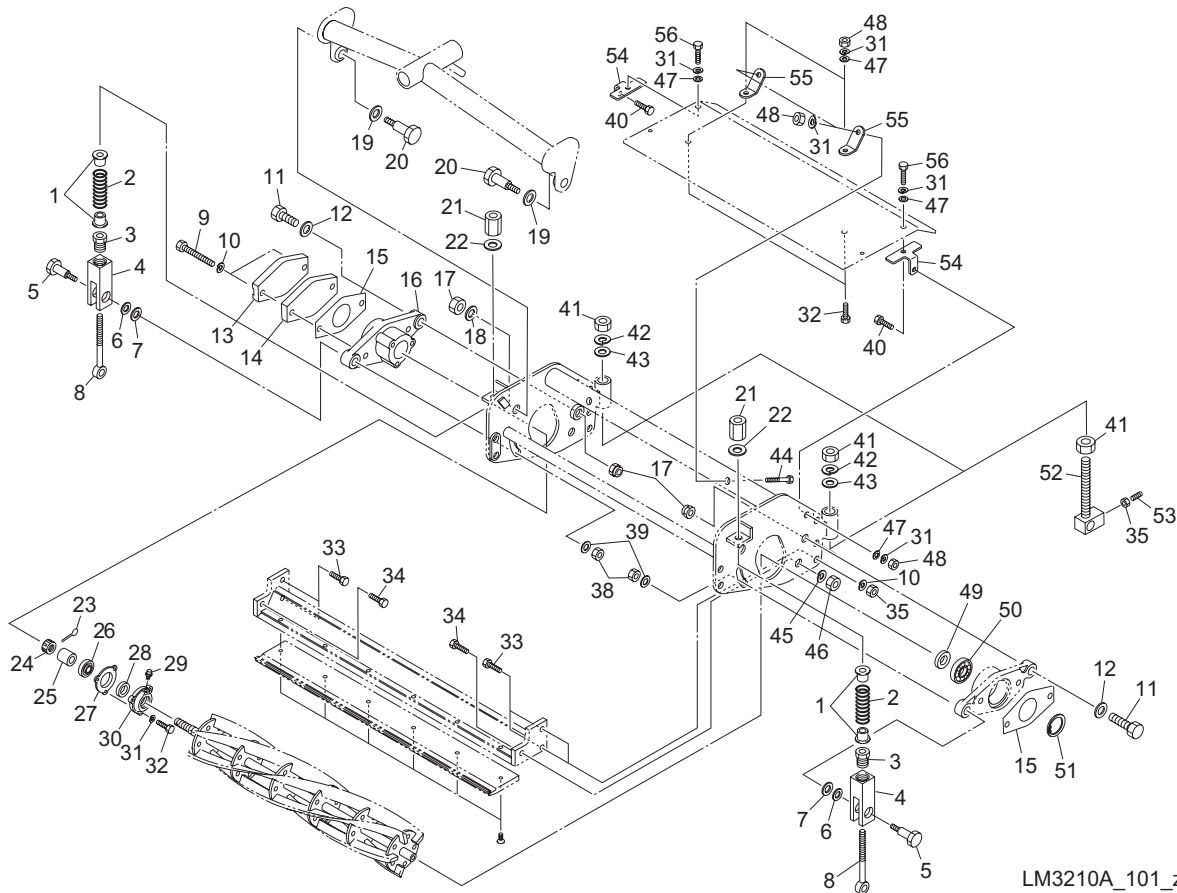
Cat No.	Code No.	Part name	Qty	Remark	SN of application
36a-1	LM3210A-UM--GBZ	O-MANUAL, LM3210A GB-EN	1		
36a-2	LM3210A-PC--GBZ	P-CATALOG, LM3210A GB-EN	1	Available for sale	
36-3					
36-4	K4825000060	GAUGE ASSY, CUTTING HEIGHT 600	1		
36-5	LM3210A1001Z0	DECAL, 2D CODE LM3210A	1		11045-
36-6	K4802001050	TAKUMI PAPER	1		11063-
36-7	K4802001060	TAKUMI PAPER SET	1	Available for sale	

MEMO

Mower Unit

101.Mower unit ASSY section A (#1,3,5)

LM3210A

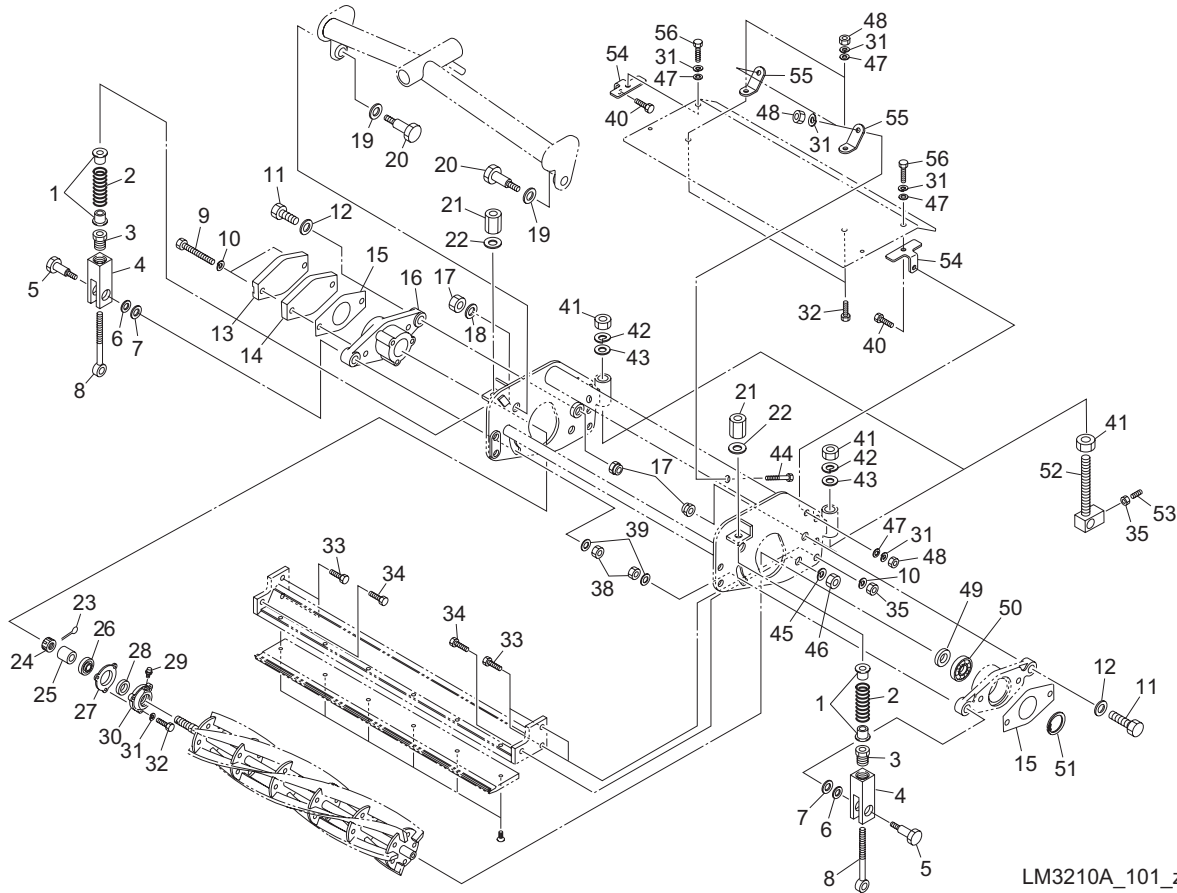


LM3210A_101_z00

Cat No.	Code No.	Part name	Qty	Remark	SN of application
101-1	K6206000052	RECEIVER, FOR SPRING	4		
101-2	K1000000458	SPRING, COMPRESSION M5-25-60	2		
101-3	K6081000082	PIPE, W/CUTTER ADJUSTING SCREW	2		
101-4	K6090000552	MOUNT, ADJUSTING SCREW	2		
101-5	K6082000122	BOLT, STEPPED FOR FIXING HOUSING	2		
101-6	K0214100002	WASHER, DISK SPRING 2L M10	2		
101-7	K5012310172	WASHER, SPCC 2.3-10-17	2		
101-8	K7303000182	BOLT, ADJUSTING CUTTER	2		
101-9	K0000100702	BOLT, M10-70	2		
101-10	K0200100002	WASHER, SPRING M10	8		
101-11	K0071001132	BOLT, AXIS	2		
101-12	K5012314252	WASHER, SPCC 2.3-14-25	2		
101-13	K690300017D	COVER, REEL HOUSING	1		
101-14	LM2700-1201ZD	WEIGHT, MOWER	1		
101-15	K4011000290	PACKING, OIL-SHEET	2		
101-16	K6903000222	HOUSING, REEL CUTTER CR	1		
101-17	K0105140002	NUT, P1.5 M14-3	4		
101-18	K0212140002	WASHER, DISK SPRING 1L M14	2		
101-19	K5011020282	WASHER, SPCC 1-20-28	2		
101-20	K6082000132	BOLT, STEPPED FOR FIXING FRAME	2		
101-21	LM56G--0506Z2	NUT, HIGH M10-17-35 P1.0	2		
101-22	K5051010160	WASHER, C5191P 1-10-16	2		
101-23	K0300032252	PIN, COTTER M3.2-25	1		
101-24	K0170000012	NUT, SPECIAL M20	1		
101-25	K6212001742	COLLAR, STKM M20.2-28-18	1		
101-26	K0602063040	BEARING, BALL SHIELD Z 6304	1		
101-27	K4011000150	PACKING, OIL-SHEET	1		
101-28	K0822542080	OIL SEAL, MHTSA25428	1		
101-29	K1440000010	GREASE NIPPLE, STRAIGHT TYPE A	1		
101-30	K6903000042	CAP, HOUSING	1		

101.Mower unit ASSY section A (#1,3,5)

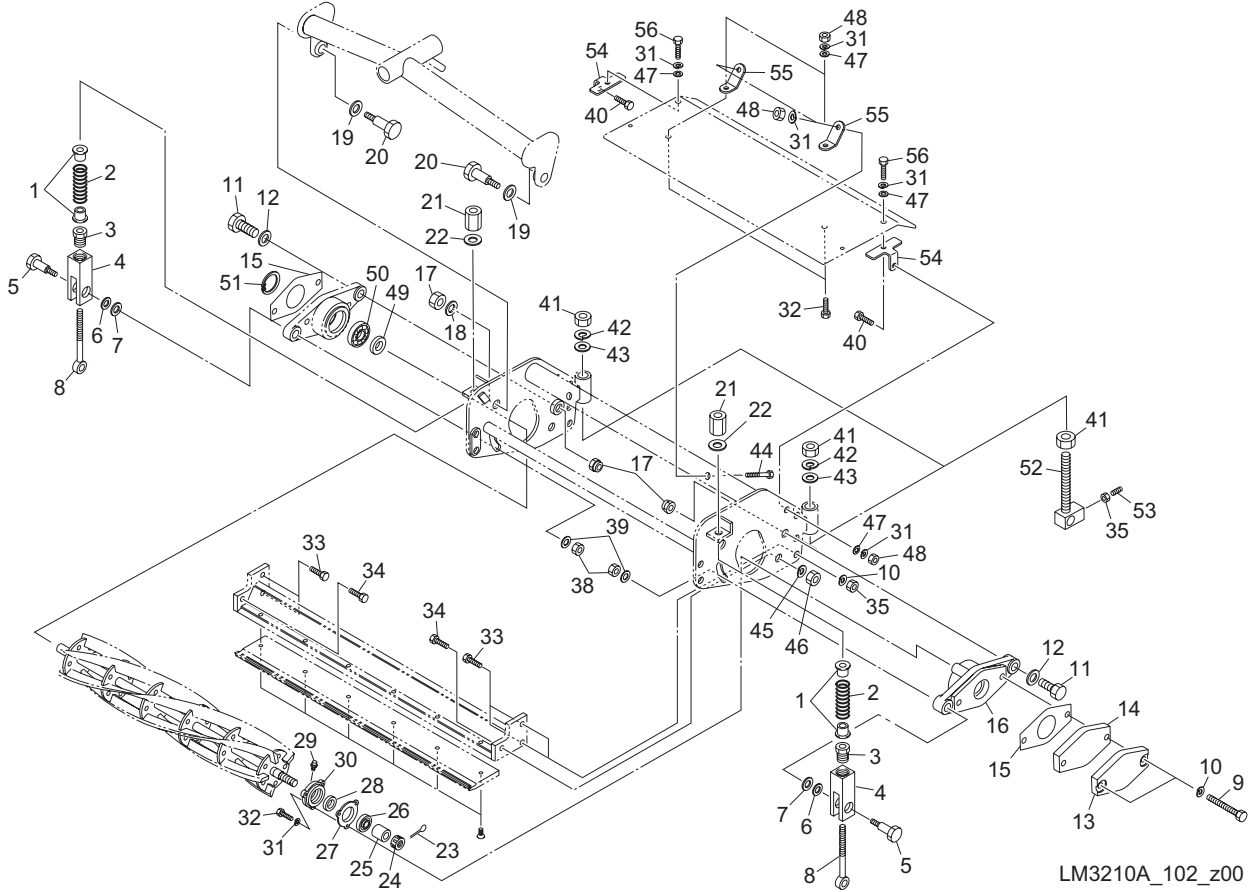
LM3210A



Cat No.	Code No.	Part name	Qty	Remark	SN of application
101-31	K0200060002	WASHER, SPRING M6	11		
101-32	K0000060152	BOLT, M6-15	5		
101-33	K0000100252	BOLT, M10-25	4		
101-34	K0000120302	BOLT, M12-30	2		
101-35	K0100100002	NUT, M10	6		
101-36					
101-37					
101-38	K0145100002	NUT, W/F-RING P1.25 M10	2		
101-39	K5073210242	WASHER, SPHC 3.2-10-24	2		
101-40	K0000060202	BOLT, M6-20	2		
101-41	K0108180002	NUT, P1.5 M18-3	4		
101-42	K0200180002	WASHER, SPRING M18	2		
101-43	K5012018282	WASHER, SPCC 2-18-28	2		
101-44	K0000060602	BOLT, M6-60	2		
101-45	K0200120002	WASHER, SPRING M12	2		
101-46	K0100120002	NUT, M12	2		
101-47	K5000060002	WASHER, M6	6		
101-48	K0100060002	NUT, M6	6		
101-49	K0823560120	OIL SEAL, MHS A356012	1		
101-50	K0602062070	BEARING, BALL SHIELD Z 6207	1		
101-51	K0402072001	RING, RETAINING R M72	1		
101-52	LM526A-0108Z2	SCREW, ADJUSTING CUTTING HEIGHT	2		
101-53	K0023100251	SETSCREW, M10-25	2		
101-54	K5206000762	PLATE, RECEIVING L SHAPED	2		
101-55	K527600041R	PLATE, FOR FIXING COVER	2		
101-56	K0000060102	BOLT, M6-10	2		

102.Mower unit ASSY section B (#2,4)

LM3210A

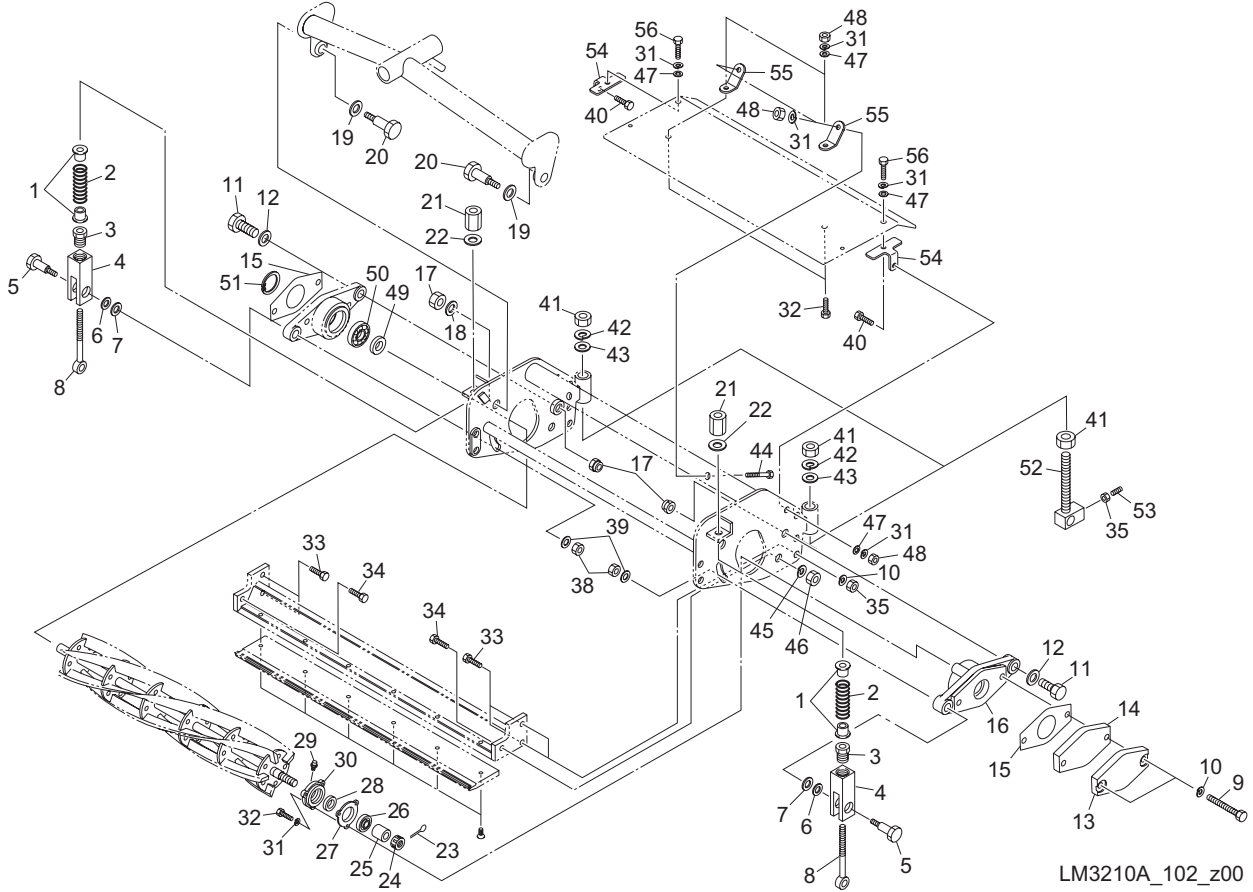


LM3210A_102_z00

Cat No.	Code No.	Part name	Qty	Remark	SN of application
102-1	K6206000052	RECEIVER, FOR SPRING	4		
102-2	K1000000458	SPRING, COMPRESSION M5-25-60	2		
102-3	K6081000082	PIPE, W/CUTTER ADJUSTING SCREW	2		
102-4	K6090000552	MOUNT, ADJUSTING SCREW	2		
102-5	K6082000122	BOLT, STEPPED FOR FIXING HOUSING	2		
102-6	K0214100002	WASHER, DISK SPRING 2L M10	2		
102-7	K5012310172	WASHER, SPCC 2.3-10-17	2		
102-8	K7303000182	BOLT, ADJUSTING CUTTER	2		
102-9	K0000100702	BOLT, M10-70	2		
102-10	K0200100002	WASHER, SPRING M10	8		
102-11	K0071001132	BOLT, AXIS	2		
102-12	K5012314252	WASHER, SPCC 2.3-14-25	2		
102-13	K690300017D	COVER, REEL HOUSING	1		
102-14	LM2700-1201ZD	WEIGHT, MOWER	1		
102-15	K4011000290	PACKING, OIL-SHEET	2		
102-16	K6903000222	HOUSING, REEL CUTTER CR	1		
102-17	K0105140002	NUT, P1.5 M14-3	4		
102-18	K0212140002	WASHER, DISK SPRING 1L M14	2		
102-19	K5011020282	WASHER, SPCC 1-20-28	2		
102-20	K6082000132	BOLT, STEPPED FOR FIXING FRAME	2		
102-21	LM56G--0506Z2	NUT, HIGH M10-17-35 P1.0	2		
102-22	K5051010160	WASHER, C5191P 1-10-16	2		
102-23	K0300032252	PIN, COTTER M3.2-25	1		
102-24	K0170000012	NUT, SPECIAL M20	1		
102-25	K6212001742	COLLAR, STKM M20.2-28-18	1		
102-26	K0602063040	BEARING, BALL SHIELD Z 6304	1		
102-27	K4011000150	PACKING, OIL-SHEET	1		
102-28	K0822542080	OIL SEAL, MHTA25428	1		
102-29	K1440000010	GREASE NIPPLE, STRAIGHT TYPE A	1		
102-30	K6903000042	CAP, HOUSING	1		

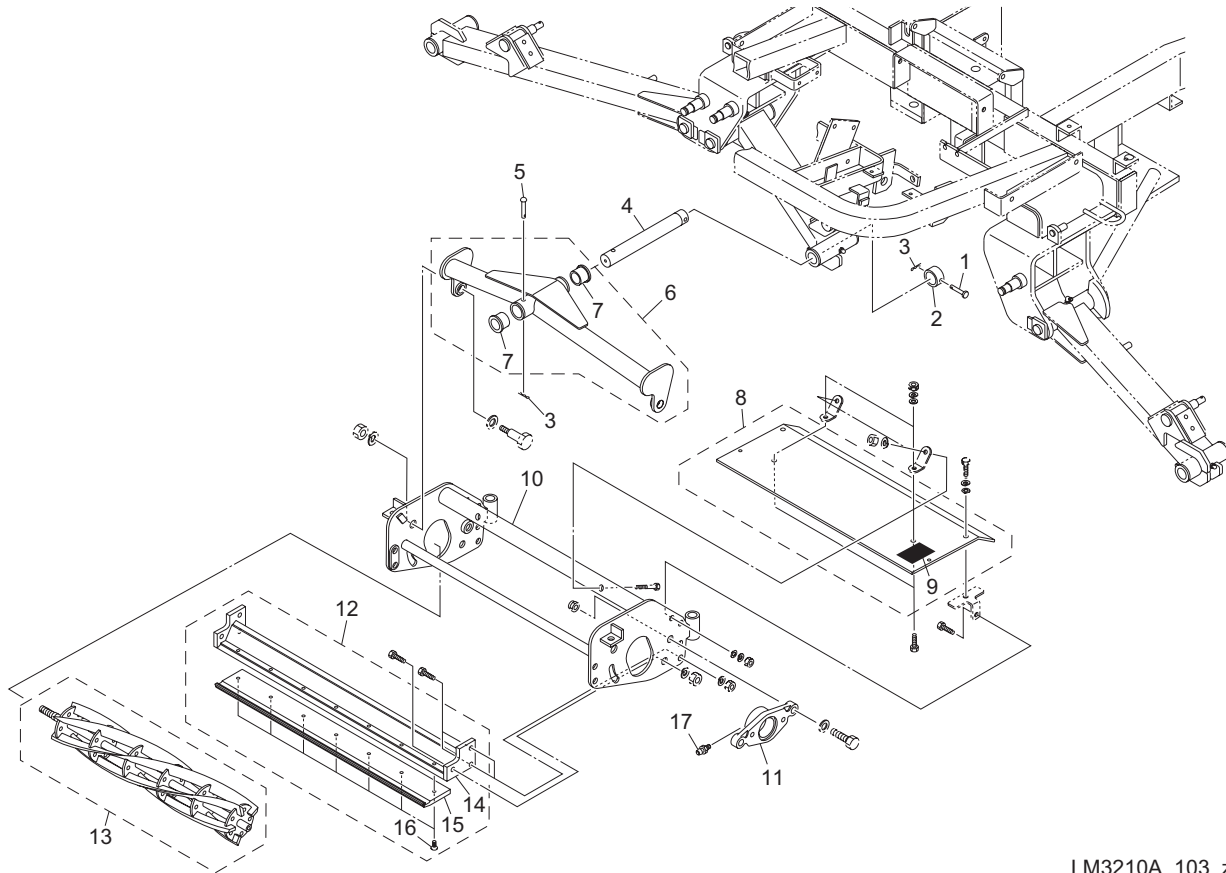
102.Mower unit ASSY section B (#2,4)

LM3210A



LM3210A_102_z00

Cat No.	Code No.	Part name	Qty	Remark	SN of application
102-31	K0200060002	WASHER, SPRING M6	11		
102-32	K0000060152	BOLT, M6-15	5		
102-33	K0000100252	BOLT, M10-25	4		
102-34	K0000120302	BOLT, M12-30	2		
102-35	K0100100002	NUT, M10	6		
102-36					
102-37					
102-38	K0145100002	NUT, W/F-RING P1.25 M10	2		
102-39	K5073210242	WASHER, SPHC 3.2-10-24	2		
102-40	K0000060202	BOLT, M6-20	2		
102-41	K0108180002	NUT, P1.5 M18-3	4		
102-42	K0200180002	WASHER, SPRING M18	2		
102-43	K5012018282	WASHER, SPCC 2-18-28	2		
102-44	K0000060502	BOLT, M6-50	2		
102-45	K0200120002	WASHER, SPRING M12	2		
102-46	K0100120002	NUT, M12	2		
102-47	K5000060002	WASHER, M6	6		
102-48	K0100060002	NUT, M6	6		
102-49	K0823560120	OIL SEAL, MHSA356012	1		
102-50	K0602062070	BEARING, BALL SHIELD Z 6207	1		
102-51	K0402072001	RING, RETAINING R M72	1		
102-52	LM526A-0108Z2	SCREW, ADJUSTING CUTTING HEIGHT	2		
102-53	K0023100251	SETSCREW, M10-25	2		
102-54	K5206000762	PLATE, RECEIVING L SHAPED	2		
102-55	K527600041R	PLATE, FOR FIXING COVER	2		
102-56	K0000060102	BOLT, M6-10	2		

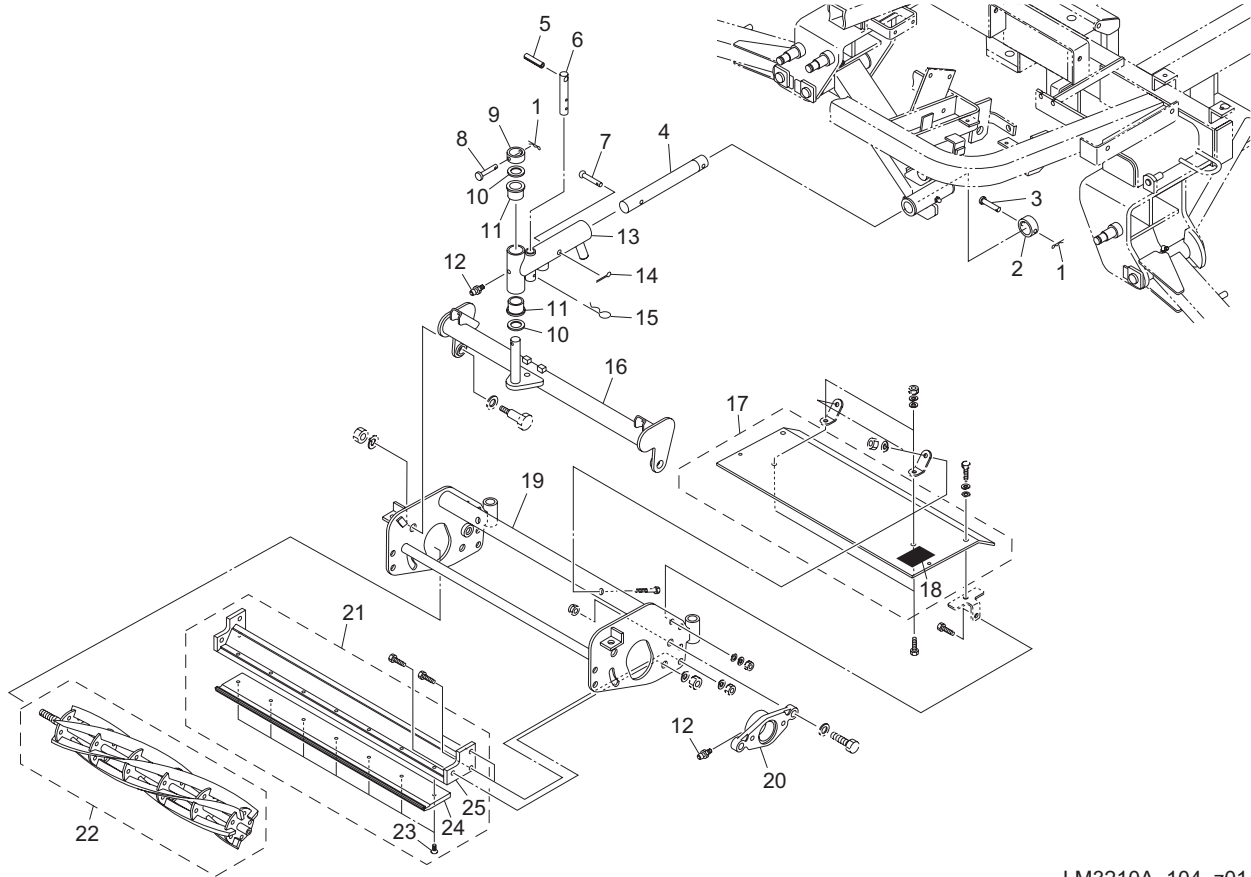


LM3210A_103_z01

Cat No.	Code No.	Part name	Qty	Remark	SN of application
103-1	GM2800-0210Z8	PIN, HT FLAT HEAD 9.6-54.5	1		
103-2	K6215000362	COLLAR, STKM W/HOLE M30-42-16	1		
103-3	K0341000002	PIN, SNAP W/RETAINER M10	2		
103-4	LM3200-0111A0	SHAFT	1		
103-5	K6041095548	PIN, ROUND HEAD M9.5-54	1		
103-6	LM3200-0101AR	ARM, MOWER #1	1		
103-7	K6010000140	BUSH, FLANGED 30-38-30	2		
103-8	K9010000200	COVER COMP, REEL 30	1		
103-9	K4205001600	DECAL, CAUTION CUTTING HANDS/FEET	1		
103-10	K705200008R	FRAME, MOWER	1		
103-11	LS66L--0402Z2	HOUSING, HYDRAULIC MOTOR A	1		
103-12	K8022000030	BEDKNIFE & BASE ASSY	1		
103-13	K28318R151R	REEL CUTTER, 760-5R	1		
103-14	K744200007R	BASE, BEDKNIFE 840	1		
103-15	K2510000020	BEDKNIFE, TIPPED 7.0-85-770-51	1		
103-16	K0071001182	SCREW, HT FLAT HEAD M10-16	7		
103-17	K1440000010	GREASE NIPPLE, STRAIGHT TYPE A	1		

104.Mower unit section B (#1) for Type F

LM3210A

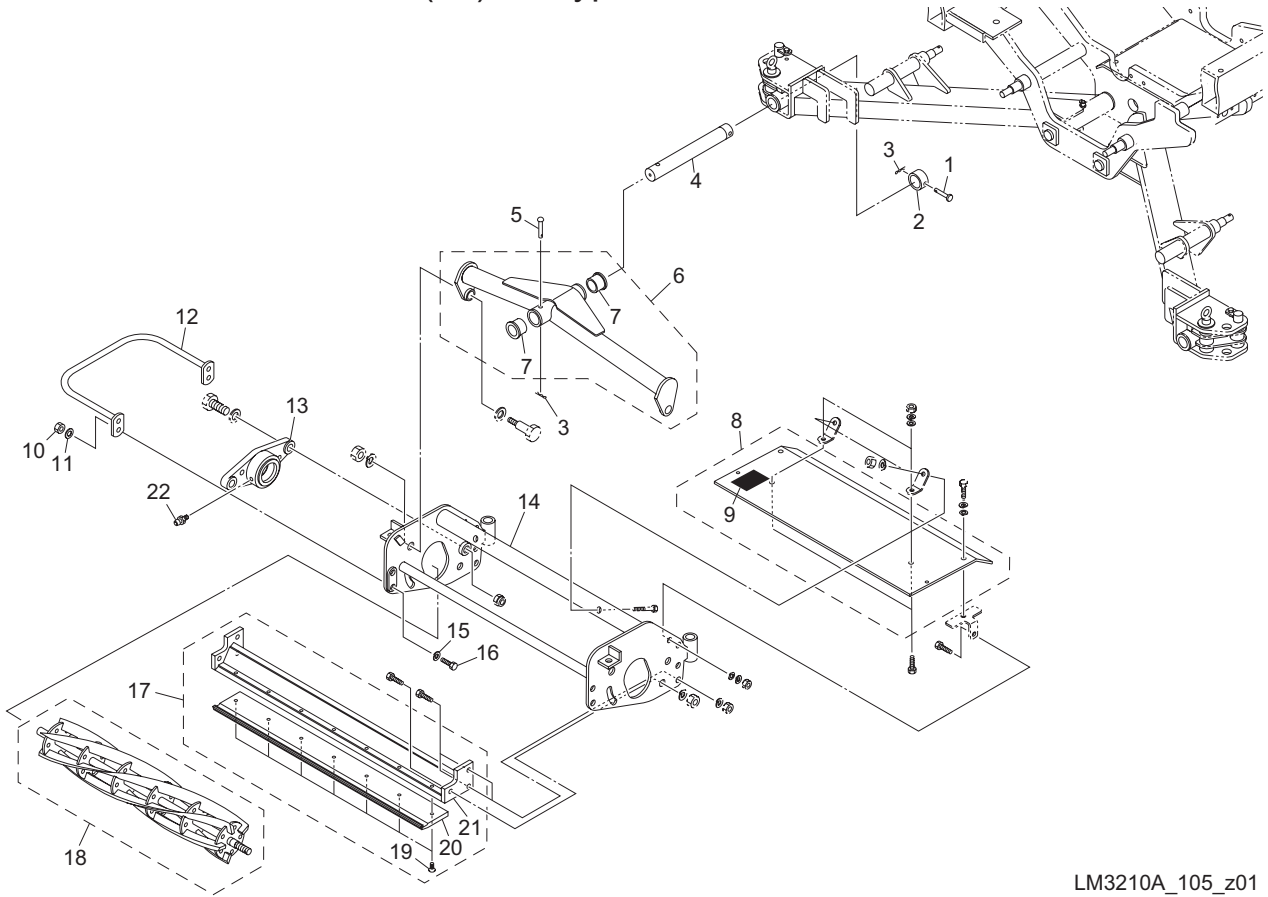


LM3210A_104_z01

Cat No.	Code No.	Part name	Qty	Remark	SN of application
104-1	K0341000002	PIN, SNAP W/RETAINER M10	2		
104-2	K6215000362	COLLAR, STKM W/HOLE M30-42-16	1		
104-3	GM2800-0210Z8	PIN, HT FLAT HEAD 9.6-54.5	1		
104-4	LM3200-1308A0	SHAFT	1		
104-5	K0320080501	PIN, SPRING M8-50	1		
104-6	LM3200-1309Z8	SHAFT, STOPPER	1		
104-7	K6041080488	PIN, ROUND HEAD HT M8-48.5	1		
104-8	K6031090458	PIN, FLAT HEAD HT M9.6-45.5	1		
104-9	K6215000412	COLLAR, STKM W/HOLE M25.5-36-16	1		
104-10	K5051025350	WASHER, C5191P 1-25-35	2		
104-11	K6000000340	BUSH, 25-32-25	2		
104-12	K1440000010	GREASE NIPPLE, STRAIGHT TYPE A	2		
104-13	LM3200-1306ZR	JOINT, MOWER (FRONT)	1		
104-14	K0300025202	PIN, COTTER M2.5-20	1		
104-15	K0332200008	PIN, SNAP M22	1		
104-16	LM3200-1301ZR	ARM, MOWER #1	1		11020-11033
104a-16	LM3200-1301AR	ARM, MOWER #1	1		11034-
104-17	K9010000200	COVER COMP, REEL 30	1		
104-18	K4205001600	DECAL, CAUTION CUTTING HANDS/FEET	1		
104-19	K705200010R	FRAME, MOWER 30	1		
104-20	LS66L--0402Z2	HOUSING, HYDRAULIC MOTOR A	1		
104-21	K8022000030	BEDKNIFE & BASE ASSY	1		
104-22	K283181R71R	REEL CUTTER, 766-7R	1		
104-23	K0071001182	SCREW, HT FLAT HEAD M10-16	7		
104-24	K2510000020	BEDKNIFE, TIPPED 7.0-85-770-51	1		
104-25	K744200007R	BASE, BEDKNIFE 840	1		

105.Mower unit section C (#2) for Type R

LM3210A

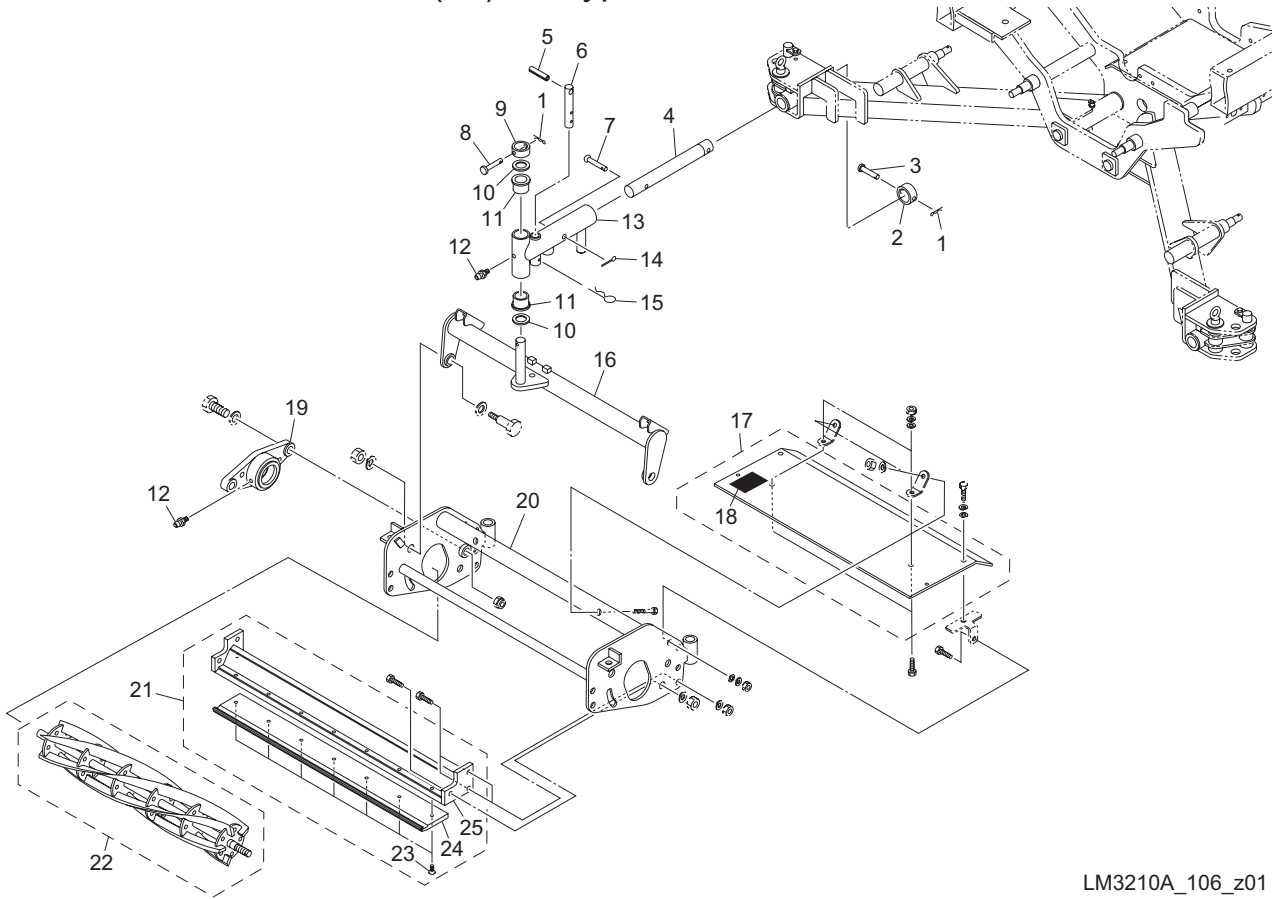


LM3210A_105_z01

Cat No.	Code No.	Part name	Qty	Remark	SN of application
105-1	GM2800-0210Z8	PIN, HT FLAT HEAD 9.6-54.5	1		
105-2	K6215000362	COLLAR, STKM W/HOLE M30-42-16	1		
105-3	K0341000002	PIN, SNAP W/RETAINER M10	2		
105-4	LM3200-0111A0	SHAFT	1		
105-5	K6041095548	PIN, ROUND HEAD M9.5-54	1		
105-6	LM3200-0102AR	ARM, MOWER #2	1		
105-7	K6010000140	BUSH, FLANGED 30-38-30	2		
105-8	K9010000200	COVER COMP, REEL 30	1		
105-9	K4205001600	DECAL, CAUTION CUTTING HANDS/FEET	1		
105-10	K0100100002	NUT, M10	2		
105-11	K5000100002	WASHER, M10	2		
105-12	LM3200-0109ZR	GUARD, MOTER	1		
105-13	LS66R--0402Z2	HOUSING, HYDRAULIC MOTOR B	1		
105-14	K705200008R	FRAME, MOWER	1		
105-15	K0200100002	WASHER, SPRING M10	2		
105-16	K0000100402	BOLT, M10-40	2		
105-17	K8022000030	BEDKNIFE & BASE ASSY	1		
105-18	K28318R051R	REEL CUTTER, 760-5	1		
105-19	K0071001182	SCREW, HT FLAT HEAD M10-16	7		
105-20	K2510000020	BEDKNIFE, TIPPED 7.0-85-770-51	1		
105-21	K744200007R	BASE, BEDKNIFE 840	1		
105-22	K1440000010	GREASE NIPPLE, STRAIGHT TYPE A	1		

106.Mower unit section D (#2) for Type F

LM3210A

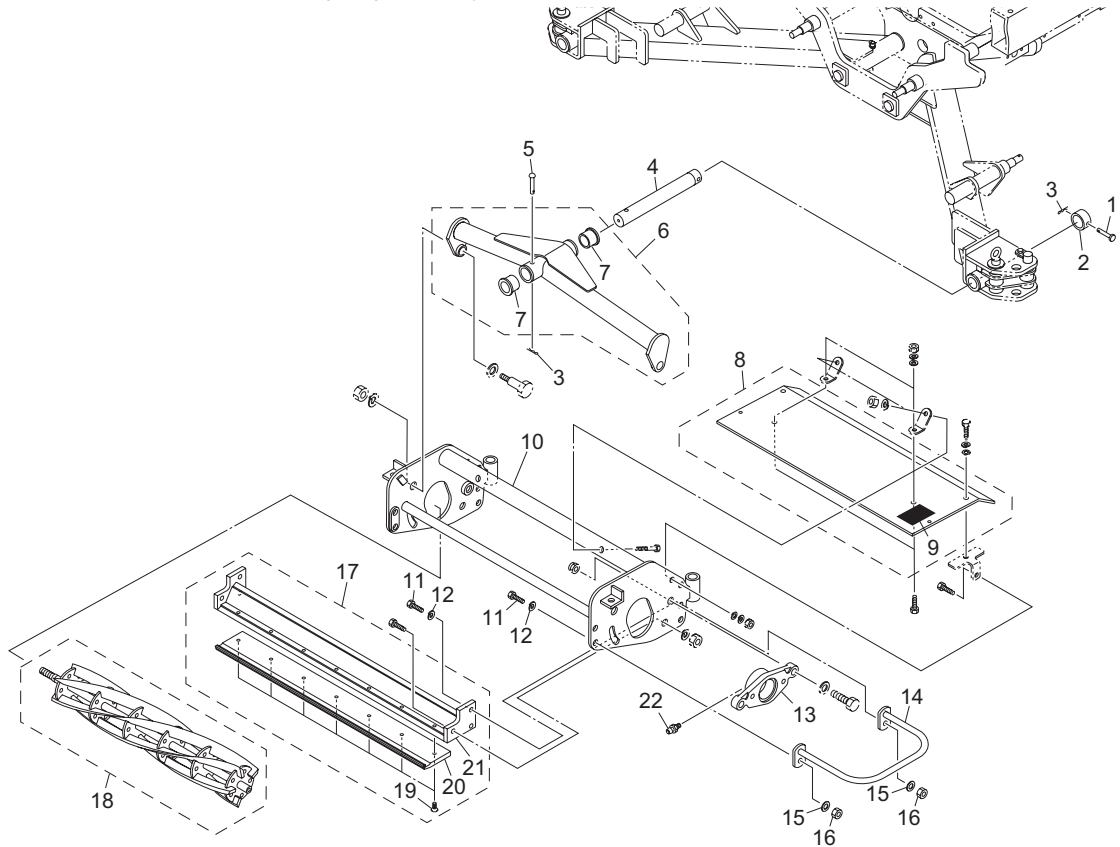


LM3210A_106_z01

Cat No.	Code No.	Part name	Qty	Remark	SN of application
106-1	K0341000002	PIN, SNAP W/RETAINER M10	2		
106-2	K6215000362	COLLAR, STKM W/HOLE M30-42-16	1		
106-3	GM2800-0210Z8	PIN, HT FLAT HEAD 9.6-54.5	1		
106-4	LM3200-1308A0	SHAFT	1		
106-5	K0320080501	PIN, SPRING M8-50	1		
106-6	LM3200-1309Z8	SHAFT, STOPPER	1		
106-7	K6041080488	PIN, ROUND HEAD HT M8-48.5	1		
106-8	K6031090458	PIN, FLAT HEAD HT M9.6-45.5	1		
106-9	K6215000412	COLLAR, STKM W/HOLE M25.5-36-16	1		
106-10	K5051025350	WASHER, C5191P 1-25-35	2		
106-11	K6000000340	BUSH, 25-32-25	2		
106-12	K1440000010	GREASE NIPPLE, STRAIGHT TYPE A	2		
106-13	LM3200-1307ZR	JOINT, MOWER (REAR)	1		
106-14	K0300025202	PIN, COTTER M2.5-20	1		
106-15	K0332200008	PIN, SNAP M22	1		
106-16	LM3200-1302ZR	ARM, MOWER #2 & #3	1		11020-11033
106a-16	LM3200-1302AR	ARM, MOWER #2 & #3	1		11034-
106-17	K9010000200	COVER COMP, REEL 30	1		
106-18	K4205001600	DECAL, CAUTION CUTTING HANDS/FEET	1		
106-19	LS66R--0402Z2	HOUSING, HYDRAULIC MOTOR B	1		
106-20	K705200010R	FRAME, MOWER 30	1		
106-21	K8022000030	BEDKNIFE & BASE ASSY	1		
106-22	K283181L71R	REEL CUTTER, 766-7	1		
106-23	K0071001182	SCREW, HT FLAT HEAD M10-16	7		
106-24	K2510000020	BEDKNIFE, TIPPED 7.0-85-770-51	1		
106-25	K744200007R	BASE, BEDKNIFE 840	1		

107.Mower unit section E (#3) for Type R

LM3210A

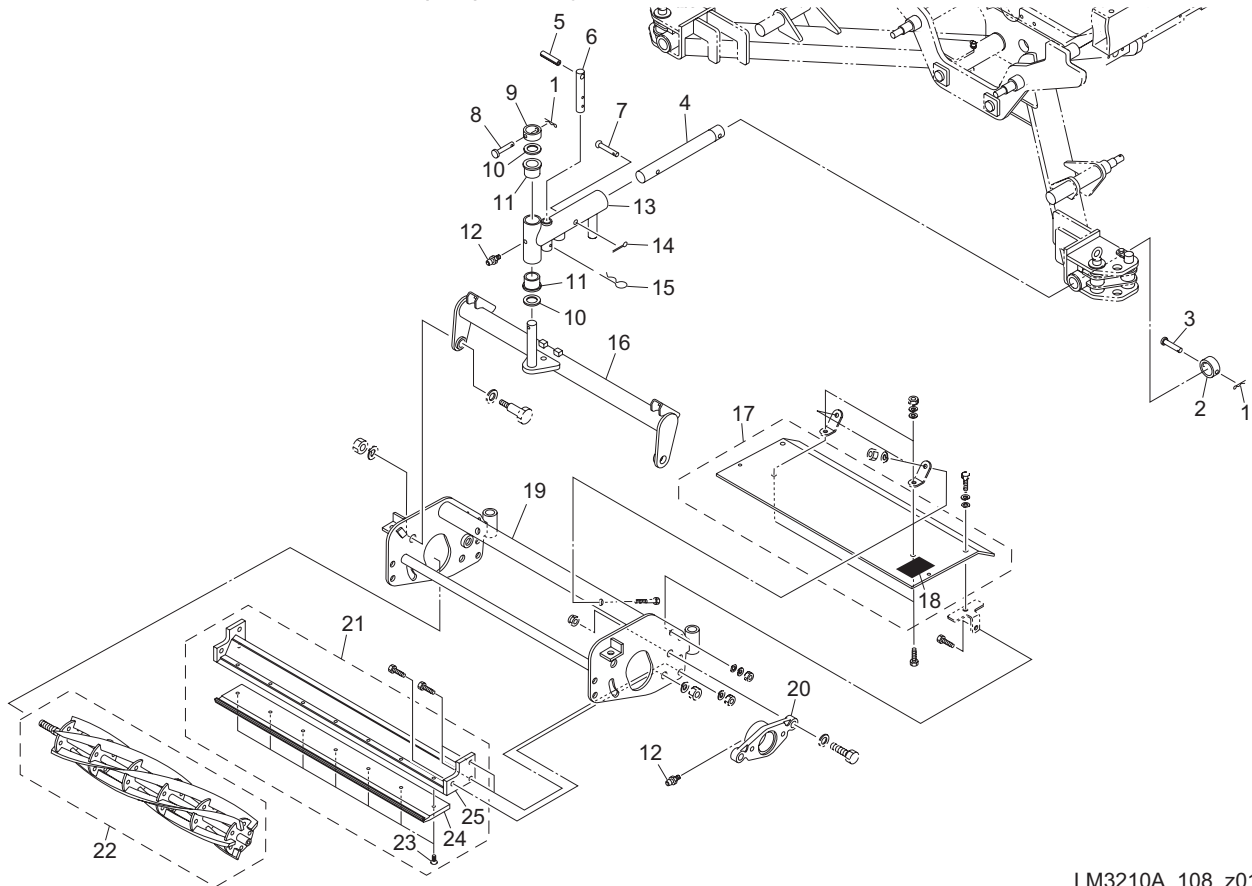


LM3210A_107_z01

Cat No.	Code No.	Part name	Qty	Remark	SN of application
107-1	GM2800-0210Z8	PIN, HT FLAT HEAD 9.6-54.5	1		
107-2	K6215000362	COLLAR, STKM W/HOLE M30-42-16	1		
107-3	K0341000002	PIN, SNAP W/RETAINER M10	2		
107-4	LM3200-0111A0	SHAFT	1		
107-5	K6041095548	PIN, ROUND HEAD M9.5-54	1		
107-6	LM3200-0103AR	ARM, MOWER #3	1		
107-7	K6010000140	BUSH, FLANGED 30-38-30	2		
107-8	K9010000200	COVER COMP, REEL 30	1		
107-9	K4205001600	DECAL, CAUTION CUTTING HANDS/FEET	1		
107-10	K705200008R	FRAME, MOWER	1		
107-11	K0000100402	BOLT, M10-40	2		
107-12	K0200100002	WASHER, SPRING M10	2		
107-13	LS66L--0402Z2	HOUSING, HYDRAULIC MOTOR A	1		
107-14	LM3200-0109ZR	GUARD, MOTER	1		
107-15	K5000100002	WASHER, M10	2		
107-16	K0100100002	NUT, M10	2		
107-17	K8022000030	BEDKNIFE & BASE ASSY	1		
107-18	K28318R151R	REEL CUTTER, 760-5R	1		
107-19	K0071001182	SCREW, HT FLAT HEAD M10-16	7		
107-20	K2510000020	BEDKNIFE, TIPPED 7.0-85-770-51	1		
107-21	K744200007R	BASE, BEDKNIFE 840	1		
107-22	K1440000010	GREASE NIPPLE, STRAIGHT TYPE A	1		

108.Mower unit section F (#3) for Type F

LM3210A

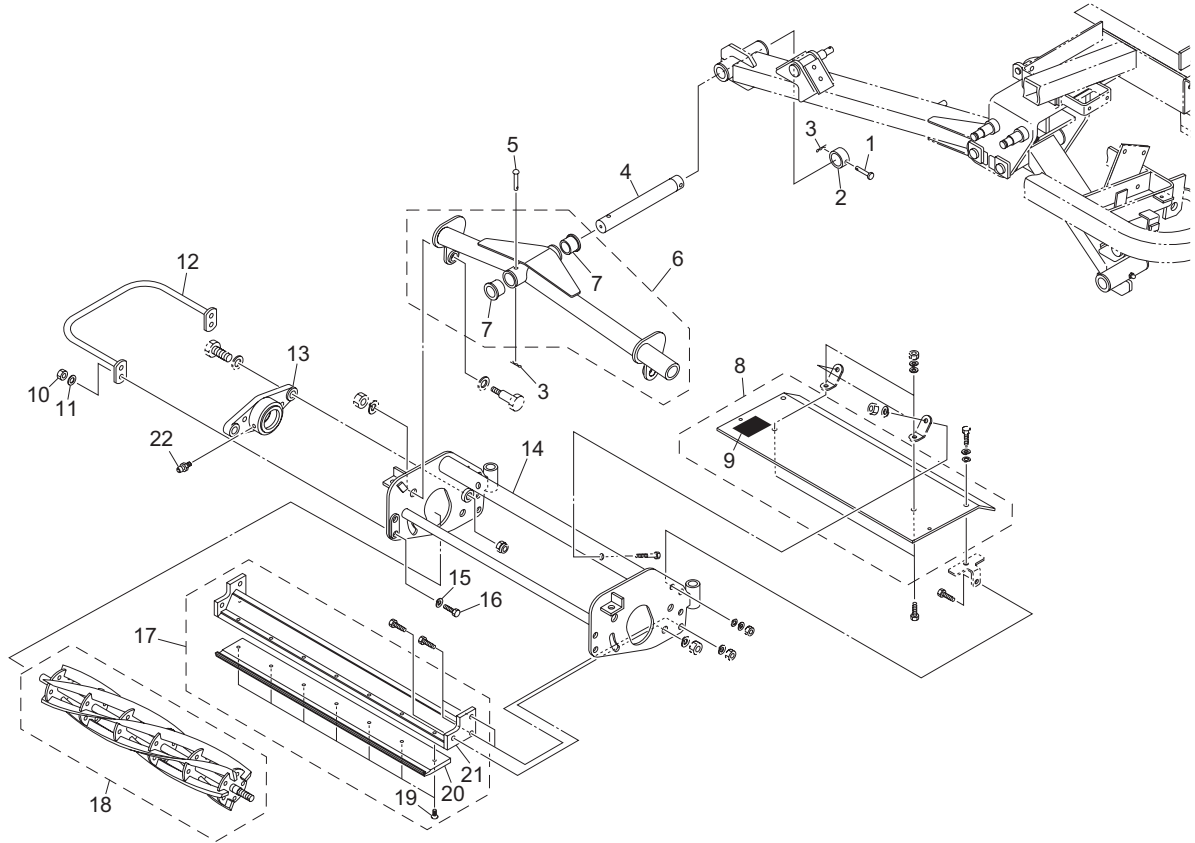


LM3210A_108_z01

Cat No.	Code No.	Part name	Qty	Remark	SN of application
108-1	K0341000002	PIN, SNAP W/RETAINER M10	2		
108-2	K6215000362	COLLAR, STKM W/HOLE M30-42-16	1		
108-3	GM2800-0210Z8	PIN, HT FLAT HEAD 9.6-54.5	1		
108-4	LM3200-1308A0	SHAFT	1		
108-5	K0320080501	PIN, SPRING M8-50	1		
108-6	LM3200-1309Z8	SHAFT, STOPPER	1		
108-7	K6041080488	PIN, ROUND HEAD HT M8-48.5	1		
108-8	K6031090458	PIN, FLAT HEAD HT M9.6-45.5	1		
108-9	K6215000412	COLLAR, STKM W/HOLE M25.5-36-16	1		
108-10	K5051025350	WASHER, C5191P 1-25-35	2		
108-11	K6000000340	BUSH, 25-32-25	2		
108-12	K1440000010	GREASE NIPPLE, STRAIGHT TYPE A	2		
108-13	LM3200-1307ZR	JOINT, MOWER (REAR)	1		
108-14	K0300025202	PIN, COTTER M2.5-20	1		
108-15	K0332200008	PIN, SNAP M22	1		
108-16	LM3200-1302ZR	ARM, MOWER #2 & #3	1		11020-11033
108a-16	LM3200-1302AR	ARM, MOWER #2 & #3	1		11034-
108-17	K9010000200	COVER COMP, REEL 30	1		
108-18	K4205001600	DECAL, CAUTION CUTTING HANDS/FEET	1		
108-19	K705200010R	FRAME, MOWER 30	1		
108-20	LS66L--0402Z2	HOUSING, HYDRAULIC MOTOR A	1		
108-21	K8022000030	BEDKNIFE & BASE ASSY	1		
108-22	K283181R71R	REEL CUTTER, 766-7R	1		
108-23	K0071001182	SCREW, HT FLAT HEAD M10-16	7		
108-24	K2510000020	BEDKNIFE, TIPPED 7.0-85-770-51	1		
108-25	K744200007R	BASE, BEDKNIFE 840	1		

109.Mower unit section G (#4) for Type R

LM3210A

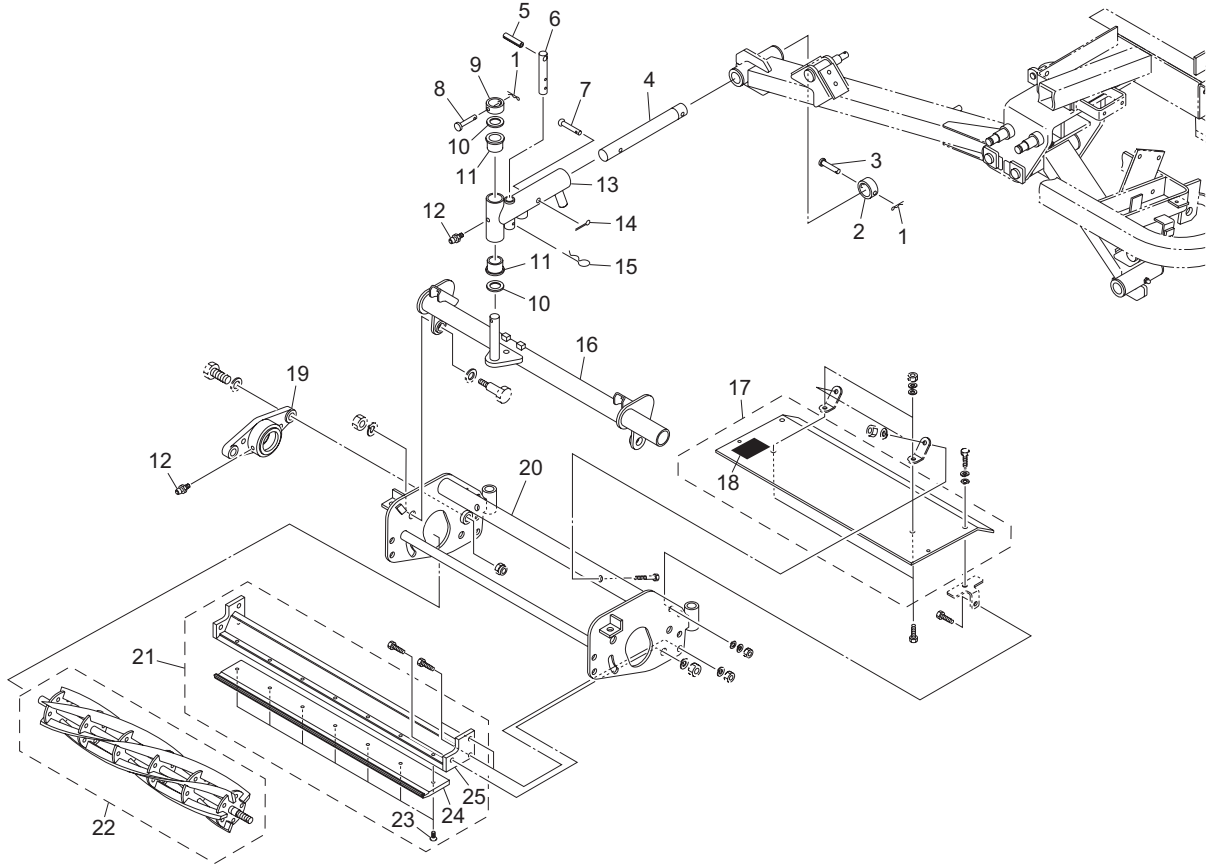


LM3210A_109_z01

Cat No.	Code No.	Part name	Qty	Remark	SN of application
109-1	GM2800-0210Z8	PIN, HT FLAT HEAD 9.6-54.5	1		
109-2	K6215000362	COLLAR, STKM W/HOLE M30-42-16	1		
109-3	K0341000002	PIN, SNAP W/RETAINER M10	2		
109-4	LM3200-0111A0	SHAFT	1		
109-5	K6041095548	PIN, ROUND HEAD M9.5-54	1		
109-6	LM3200-0104AR	ARM, MOWER #4	1		
109-7	K6010000140	BUSH, FLANGED 30-38-30	2		
109-8	K9010000200	COVER COMP, REEL 30	1		
109-9	K4205001600	DECAL, CAUTION CUTTING HANDS/FEET	1		
109-10	K0100100002	NUT, M10	2		
109-11	K5000100002	WASHER, M10	2		
109-12	LM3200-0109ZR	GUARD, MOTER	1		
109-13	LS66R--0402Z2	HOUSING, HYDRAULIC MOTOR B	1		
109-14	K705200008R	FRAME, MOWER	1		
109-15	K0200100002	WASHER, SPRING M10	2		
109-16	K0000100402	BOLT, M10-40	2		
109-17	K8022000030	BEDKNIFE & BASE ASSY	1		
109-18	K28318R051R	REEL CUTTER, 760-5	1		
109-19	K0071001182	SCREW, HT FLAT HEAD M10-16	7		
109-20	K2510000020	BEDKNIFE, TIPPED 7.0-85-770-51	1		
109-21	K744200007R	BASE, BEDKNIFE 840	1		
109-22	K1440000010	GREASE NIPPLE, STRAIGHT TYPE A	1		

110.Mower unit section H (#4) for Type F

LM3210A

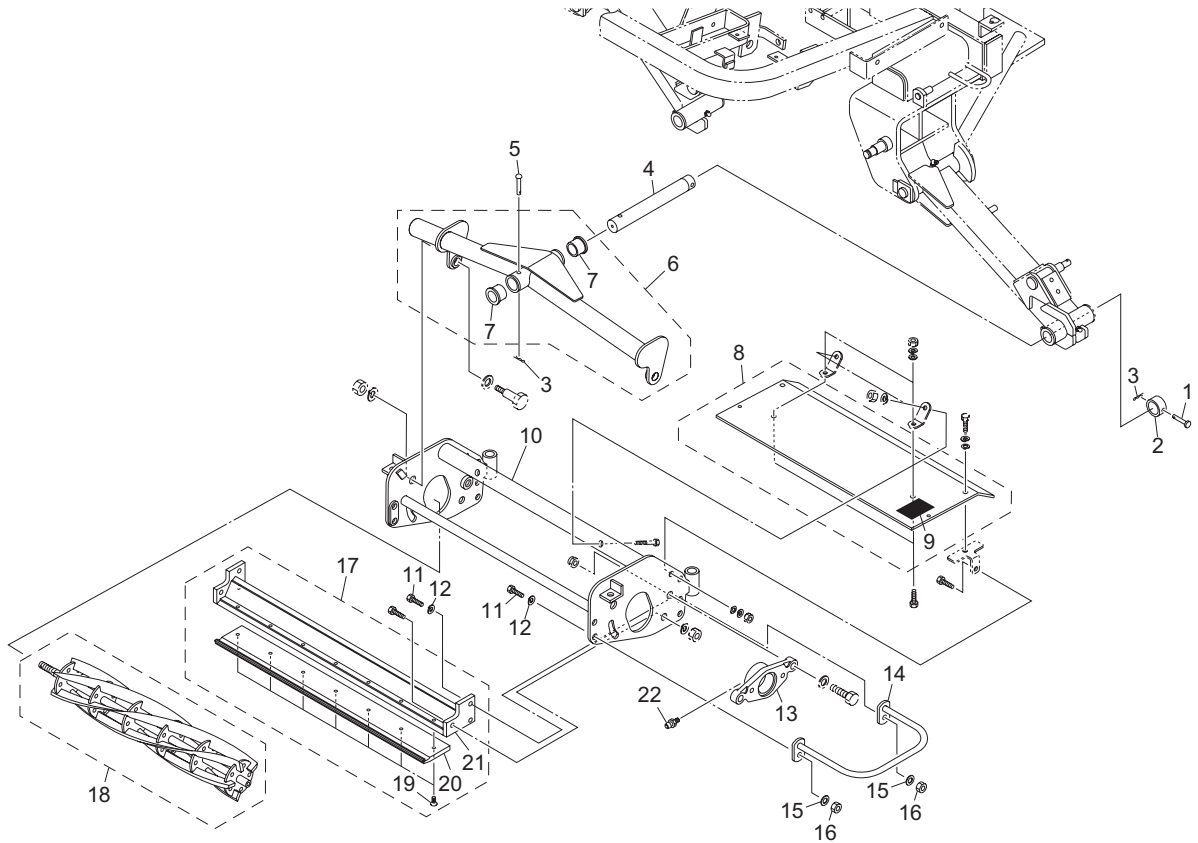


LM3210A_110_z01

Cat No.	Code No.	Part name	Qty	Remark	SN of application
110-1	K0341000002	PIN, SNAP W/RETAINER M10	2		
110-2	K6215000362	COLLAR, STKM W/HOLE M30-42-16	1		
110-3	GM2800-0210Z8	PIN, HT FLAT HEAD 9.6-54.5	1		
110-4	LM3200-1308A0	SHAFT	1		
110-5	K0320080501	PIN, SPRING M8-50	1		
110-6	LM3200-1309Z8	SHAFT, STOPPER	1		
110-7	K6041080488	PIN, ROUND HEAD HT M8-48.5	1		
110-8	K6031090458	PIN, FLAT HEAD HT M9.6-45.5	1		
110-9	K6215000412	COLLAR, STKM W/HOLE M25.5-36-16	1		
110-10	K5051025350	WASHER, C5191P 1-25-35	2		
110-11	K6000000340	BUSH, 25-32-25	2		
110-12	K1440000010	GREASE NIPPLE, STRAIGHT TYPE A	2		
110-13	LM3200-1306ZR	JOINT, MOWER (FRONT)	1		
110-14	K0300025202	PIN, COTTER M2.5-20	1		
110-15	K0332200008	PIN, SNAP M22	1		
110-16	LM3200-1304ZR	ARM, MOWER #4	1		11020-11033
110a-16	LM3200-1304AR	ARM, MOWER #4	1		11034-
110-17	K9010000200	COVER COMP, REEL 30	1		
110-18	K4205001600	DECAL, CAUTION CUTTING HANDS/FEET	1		
110-19	LS66R--0402Z2	HOUSING, HYDRAULIC MOTOR B	1		
110-20	K705200010R	FRAME, MOWER 30	1		
110-21	K8022000030	BEDKNIFE & BASE ASSY	1		
110-22	K283181L71R	REEL CUTTER, 766-7	1		
110-23	K0071001182	SCREW, HT FLAT HEAD M10-16	7		
110-24	K2510000020	BEDKNIFE, TIPPED 7.0-85-770-51	1		
110-25	K744200007R	BASE, BEDKNIFE 840	1		

111.Mower unit section J (#5) for Type R

LM3210A

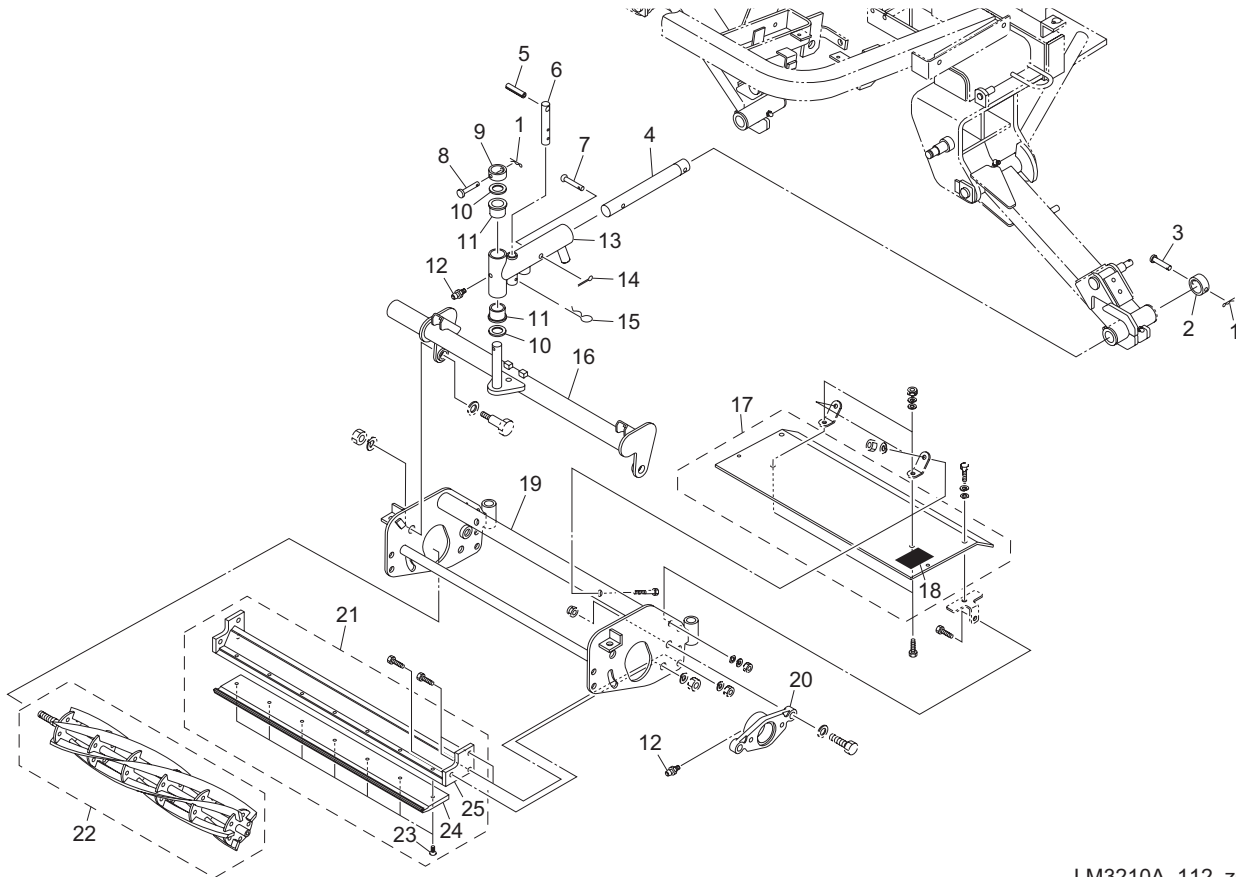


LM3210A_111_z01

Cat No.	Code No.	Part name	Qty	Remark	SN of application
111-1	GM2800-0210Z8	PIN, HT FLAT HEAD 9.6-54.5	1		
111-2	K6215000362	COLLAR, STKM W/HOLE M30-42-16	1		
111-3	K0341000002	PIN, SNAP W/RETAINER M10	2		
111-4	LM3200-0111A0	SHAFT	1		
111-5	K6041095548	PIN, ROUND HEAD M9.5-54	1		
111-6	LM3200-0105AR	ARM, MOWER #5	1		
111-7	K6010000140	BUSH, FLANGED 30-38-30	2		
111-8	K9010000200	COVER COMP, REEL 30	1		
111-9	K4205001600	DECAL, CAUTION CUTTING HANDS/FEET	1		
111-10	K705200008R	FRAME, MOWER	1		
111-11	K0000100402	BOLT, M10-40	2		
111-12	K0200100002	WASHER, SPRING M10	2		
111-13	LS66L--040Z22	HOUSING, HYDRAULIC MOTOR A	1		
111-14	LM3200-0109ZR	GUARD, MOTER	1		
111-15	K5000100002	WASHER, M10	2		
111-16	K0100100002	NUT, M10	2		
111-17	K8022000030	BEDKNIFE & BASE ASSY	1		
111-18	K28318R151R	REEL CUTTER, 760-5R	1		
111-19	K0071001182	SCREW, HT FLAT HEAD M10-16	7		
111-20	K2510000020	BEDKNIFE, TIPPED 7.0-85-770-51	1		
111-21	K744200007R	BASE, BEDKNIFE 840	1		
111-22	K1440000010	GREASE NIPPLE, STRAIGHT TYPE A	1		

112.Mower unit section K (#5) for Type F

LM3210A

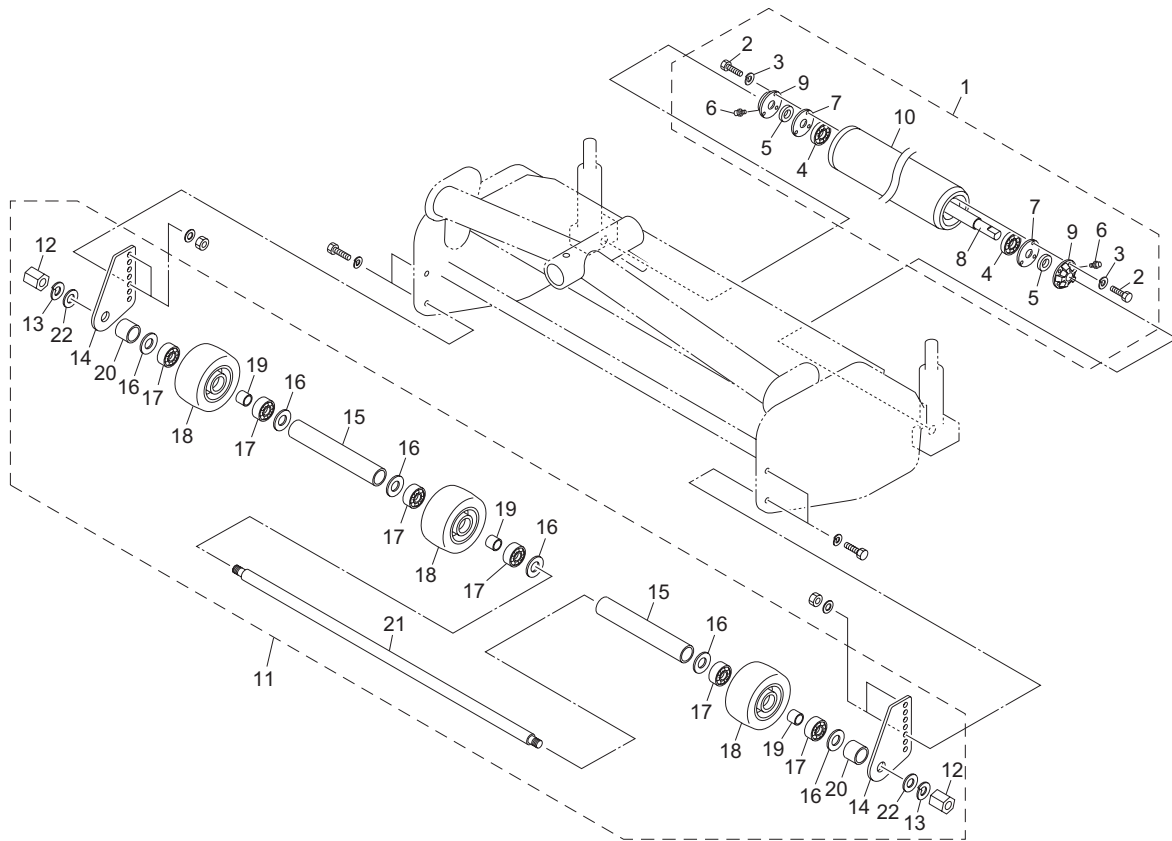


LM3210A_112_z01

Cat No.	Code No.	Part name	Qty	Remark	SN of application
112-1	K0341000002	PIN, SNAP W/RETAINER M10	2		
112-2	K6215000362	COLLAR, STKM W/HOLE M30-42-16	1		
112-3	GM2800-0210Z8	PIN, HT FLAT HEAD 9.6-54.5	1		
112-4	LM3200-1308A0	SHAFT	1		
112-5	K0320080501	PIN, SPRING M8-50	1		
112-6	LM3200-1309Z8	SHAFT, STOPPER	1		
112-7	K6041080488	PIN, ROUND HEAD HT M8-48.5	1		
112-8	K6031090458	PIN, FLAT HEAD HT M9.6-45.5	1		
112-9	K6215000412	COLLAR, STKM W/HOLE M25.5-36-16	1		
112-10	K5051025350	WASHER, C5191P 1-25-35	2		
112-11	K6000000340	BUSH, 25-32-25	2		
112-12	K1440000010	GREASE NIPPLE, STRAIGHT TYPE A	2		
112-13	LM3200-1306ZR	JOINT, MOWER (FRONT)	1		
112-14	K0300025202	PIN, COTTER M2.5-20	1		
112-15	K0332200008	PIN, SNAP M22	1		
112-16	LM3200-1305ZR	ARM, MOWER #5	1		11020-11033
112a-16	LM3200-1305AR	ARM, MOWER #5	1		11034-
112-17	K9010000200	COVER COMP, REEL 30	1		
112-18	K4205001600	DECAL, CAUTION CUTTING HANDS/FEET	1		
112-19	K705200010R	FRAME, MOWER 30	1		
112-20	LS66L--0402Z2	HOUSING, HYDRAULIC MOTOR A	1		
112-21	K8022000030	BEDKNIFE & BASE ASSY	1		
112-22	K283181R71R	REEL CUTTER, 766-7R	1		
112-23	K0071001182	SCREW, HT FLAT HEAD M10-16	7		
112-24	K2510000020	BEDKNIFE, TIPPED 7.0-85-770-51	1		
112-25	K744200007R	BASE, BEDKNIFE 840	1		

113.Front roller section A for Type R

LM3210A

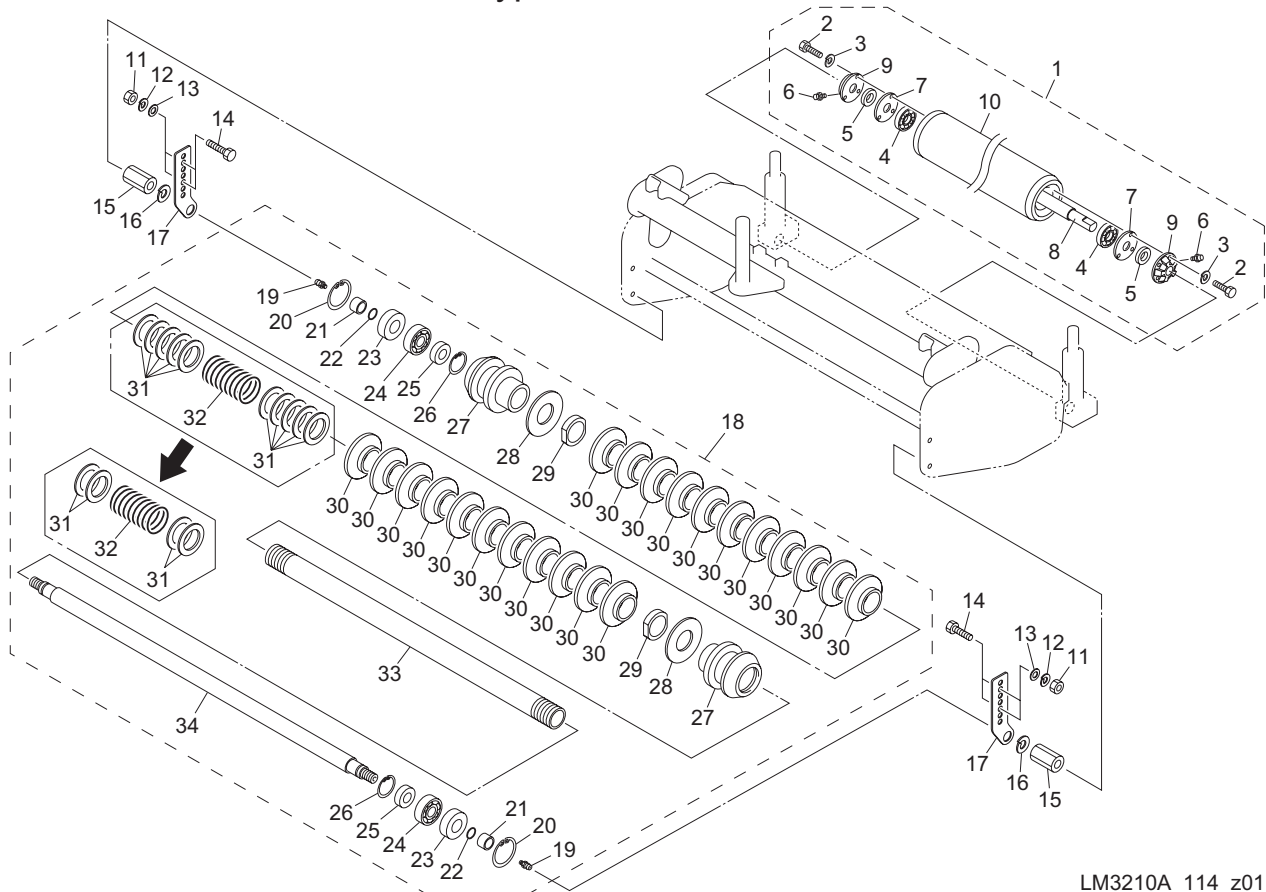


LM3210A_113_z00

Cat No.	Code No.	Part name	Qty	Remark	SN of application
113-1	K8021000530	ROLLER ASSY, 872	1		
113-2	K0000060152	BOLT, M6-15	6		
113-3	K0200060002	WASHER, SPRING M6	6		
113-4	K0602062030	BEARING, BALL SHIELD Z 6203	2		
113-5	K0821730080	OIL SEAL, MHSA17308	2		
113-6	K1440000010	GREASE NIPPLE, STRAIGHT TYPE A	2		
113-7	K4015136650	PACKING, FIBER 1-36-65	2		
113-8	K6155000290	SHAFT, ROLLER 872	1		
113-9	K6810000070	HOUSING, SEAL	2		
113-10	K740000025D	ROLLER, 76.2-782	1		
113-11	LM3200-0137A0	CASTER WHEEL ASSY, FRONT	1		
113-12	K0160000662	NUT, SPECIAL M14-20	2		
113-13	K0200140002	WASHER, SPRING M14	2		
113-14	LM3200-0106Z2	BRACKET, WHEEL	2		
113-15	LM3200-0107Z2	COLLAR, WHEEL	2		
113-16	K5030520430	WASHER, C2801P 0.5-20-43	6		
113-17	K0612062040	BEARING, BALL SEAL 2RD 6204	6		
113-18	K2110000060	WHEEL, RUBBER 150	3		
113-19	K6212000640	COLLAR, STKM M20.2-25.4-33	3		
113-20	K6212002682	COLLAR, STKM M20.2-2828.5	2		
113-21	LM3200-0108Z0	SHAFT, WHEEL	1		
113-22	K5073214252	WASHER, SPHC 3.2-14-25	2		

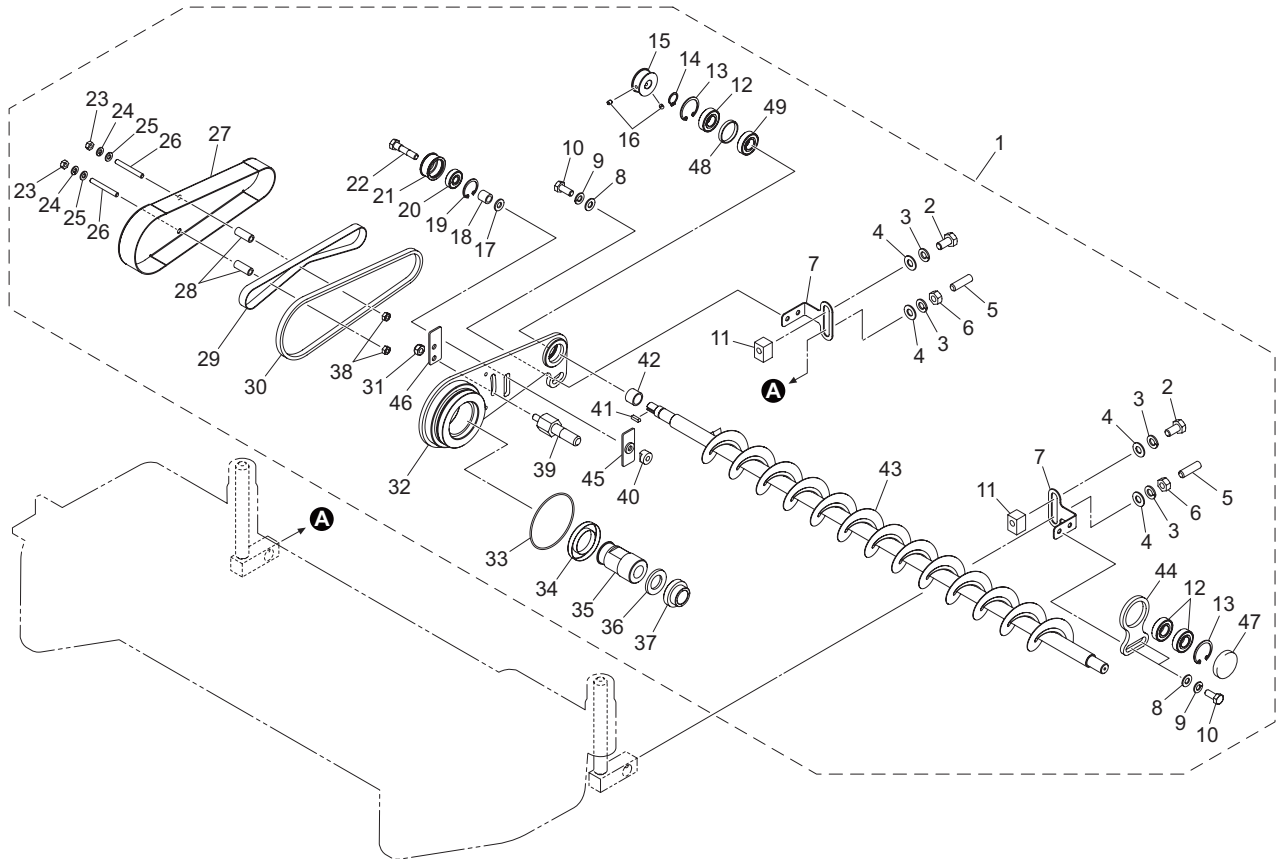
114.Front roller section B for Type F

LM3210A



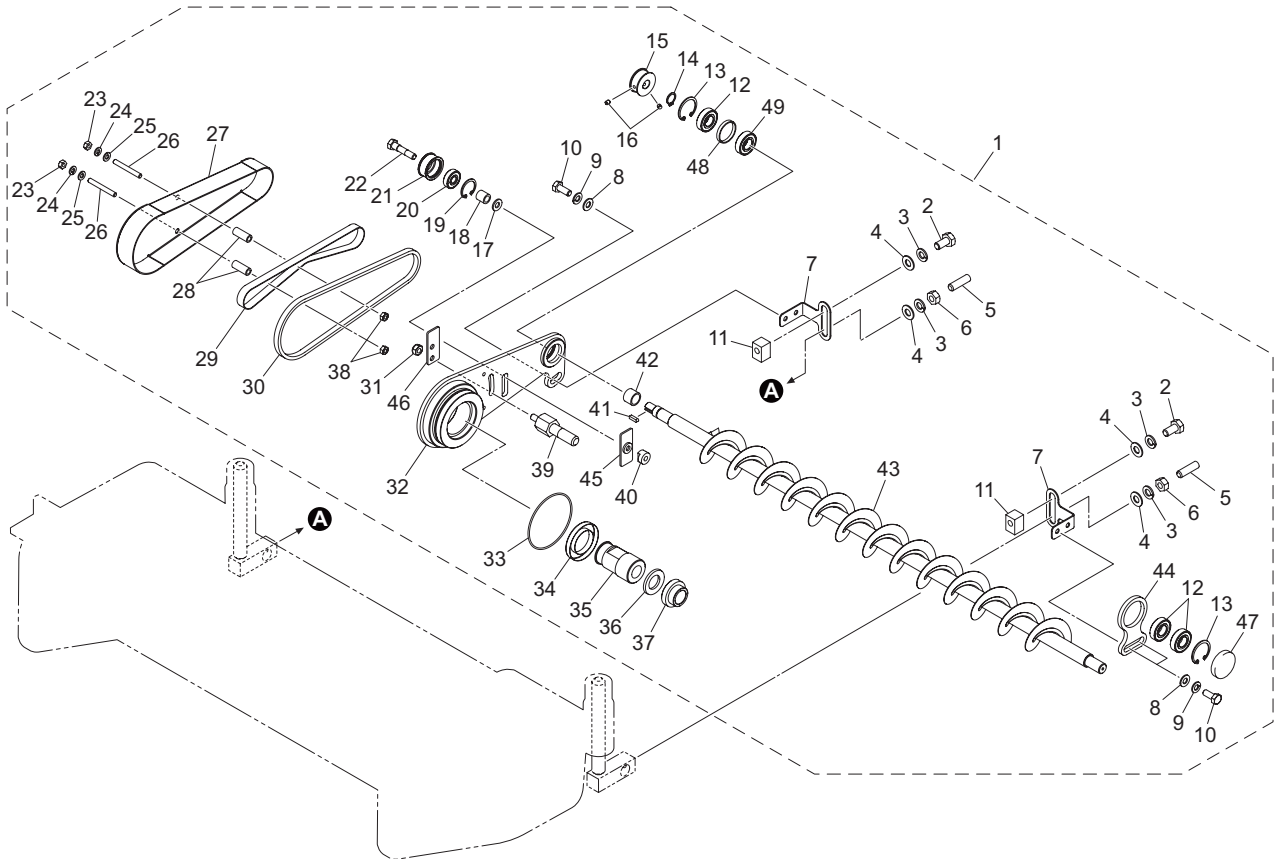
LM3210A_114_z01

Cat No.	Code No.	Part name	Qty	Remark	SN of application
114-1	K8021000530	ROLLER ASSY, 872	1		
114-2	K0000060152	BOLT, M6-15	6		
114-3	K0200060002	WASHER, SPRING M6	6		
114-4	K0602062030	BEARING, BALL SHIELD Z 6203	2		
114-5	K0821730080	OIL SEAL, MHSA17308	2		
114-6	K1440000010	GREASE NIPPLE, STRAIGHT TYPE A	2		
114-7	K4015136650	PACKING, FIBER 1-36-65	2		
114-8	K6155000290	SHAFT, ROLLER 872	1		
114-9	K6810000070	HOUSING, SEAL	2		
114-10	K740000025D	ROLLER, 76.2-782	1		
114-11	K0102100002	NUT, M10-3	2		
114-12	K0200100002	WASHER, SPRING M10	2		
114-13	K5000100002	WASHER, M10	2		
114-14	K0000100252	BOLT, M10-25	4		
114-15	K0160000652	NUT, SPECIAL M14-30	2		
114-16	K0200140002	WASHER, SPRING M14	2		
114-17	K5131001882	PLATE, SPHC ROLLER BRACKET	2		
114-18	LM281--2205Z0	ROLLER ASSY, GROOVED 30	1		
114-19	K1440000010	GREASE NIPPLE, STRAIGHT TYPE A	2		
114-20	K0402047001	RING, RETAINING R M47	2		
114-21	K6219000600	COLLAR, SUS M17-25-27	2		
114-22	K0885015000	O-RING, S15	2		
114-23	K0822547080	OIL SEAL, MHSA25478	2		
114-24	K0600063030	BEARING, BALL 6303	2		
114-25	K0822235080	OIL SEAL, MHSA22358	2		
114-26	K0402035001	RING, RETAINING R M35	2		
114-27	K620200051D	HOUSING, ROLLER 75.5	2		
114-28	K510100061D	PLATE, ROUND 80	2		
114-29	K016000062D	NUT, M40	2		
114-30	K5920000120	ROLLER, PLASTIC 80	22		



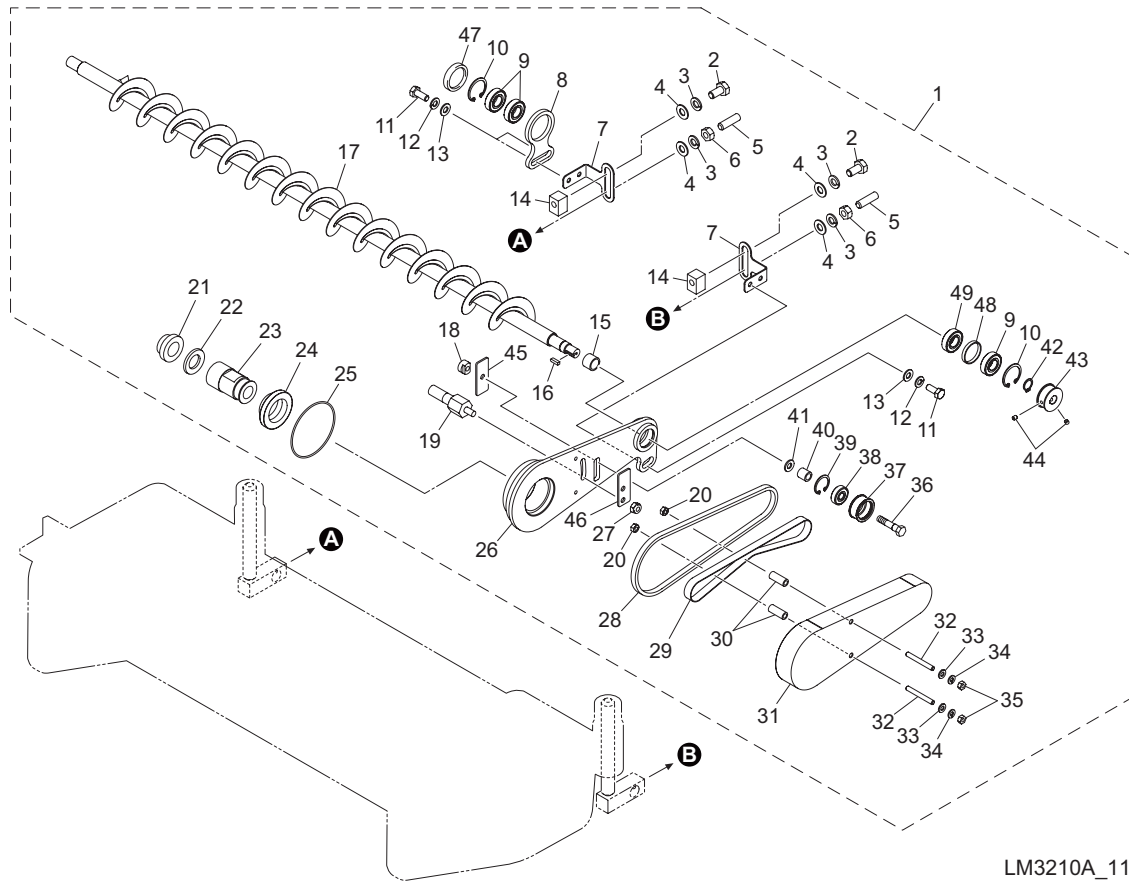
LM3210A_115_z02

Cat No.	Code No.	Part name	Qty	Remark	SN of application
115-1	LM281--3103A0	BRUSH COMP, CR 30 (RH)	1		11020-11033
115a-1	LM281--3103C0	BRUSH COMP, CR 30 (RH)	1		11034-
115-2	K0000100202	BOLT, M10-20	2		
115-3	K0200100002	WASHER, SPRING M10	4		
115-4	K5000100002	WASHER, M10	4		
115-5	K0023100351	SETSCREW, M10-35	2		
115-6	K0100100002	NUT, M10	2		
115-7	LM2400-2406ZD	ADJUSTER, BRUSH	2		
115-8	K5000080002	WASHER, M8	3		
115-9	K0200080002	WASHER, SPRING M8	3		
115-10	K0000080202	BOLT, M8-20	3		
115-11	LM2400-2412Z2	SCREW, ADJUSTING CUTTING HEIGHT	2		
115-12	K0612060020	BEARING, BALL SEAL 2RD 6002	3		
115-13	K0402032001	RING, RETAINING R M32	2		
115-14	K0401015001	RING, RETAINING S M15	1		
115-15	LM2400-2410A2	PULLEY, BRUSH SHAFT	1		
115-16	K0023050061	SETSCREW, M5-6	2		
115-17	K0213080002	WASHER, DISK SPRING 1H M8	1		
115-18	K6211000482	COLLAR, SGP M9.2-13.8-14	1		
115-19	K0402026001	RING, RETAINING R M26	1		
115-20	K0608006290	BEARING, BALL SEAL 2RS 629	1		
115-21	LM2700-4108Z2	PULLEY, TENSION 1232	1		
115-22	LM2700-4111Z8	BOLT, SPECIAL M8	1		
115-23	K0100060002	NUT, M6	2		
115-24	K5000060002	WASHER, M6	2		
115-25	K0200060002	WASHER, SPRING M6	2		
115-26	K0023060502	SETSCREW, M6-50	2		
115-27	LM2400-2405ZD	COVER, BELT	1		
115-28	K6211000492	COLLAR, SGP M6.5-10.5-26.4	2		
115-29	K2380000030	BELT, F STAR 10FL-500	1		



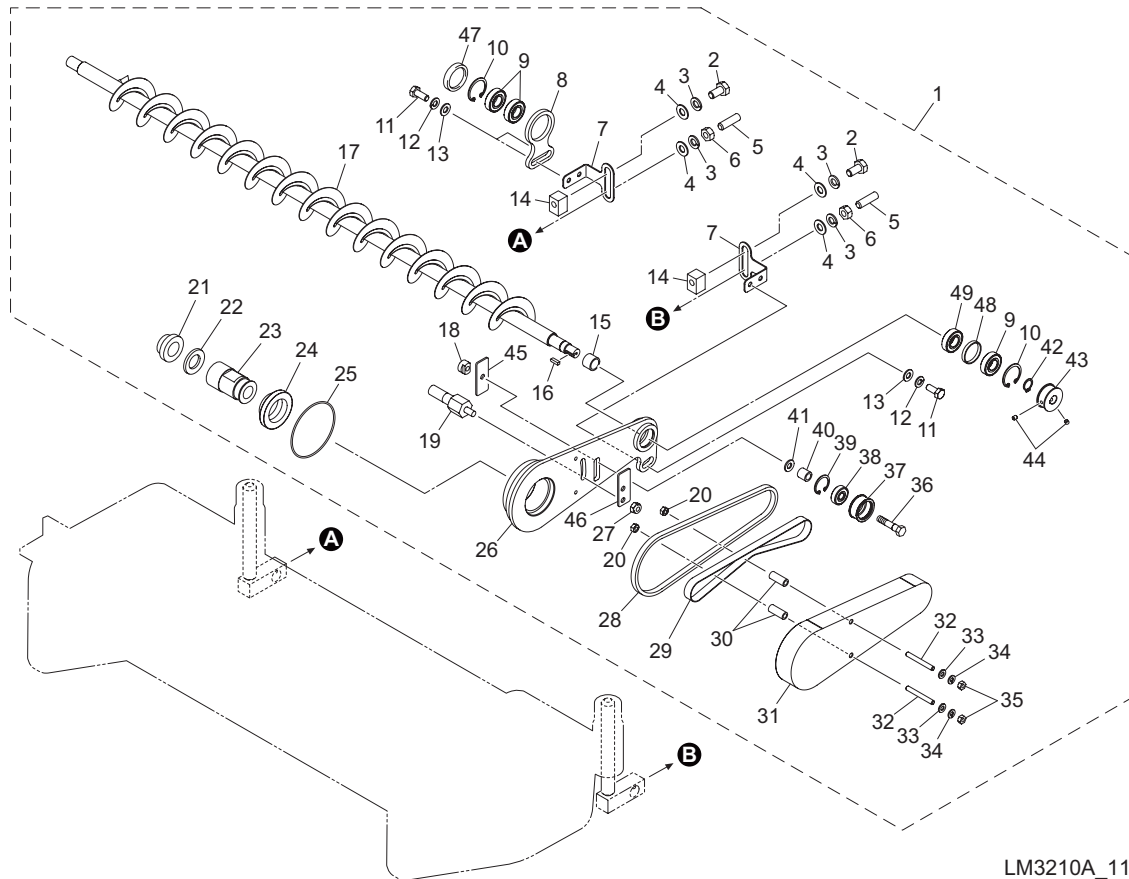
LM3210A_115_z02

Cat No.	Code No.	Part name	Qty	Remark	SN of application
115-30	LM2700-4123Z0	RUBBER, 8U-615	1		
115-31	K0144080002	NUT, W/F-RING M8	1		
115-32	LM2400-2404ZD	FRAME, BRUSH (RH)	1		11020-11033
115a-32	LM2400-2404AD	FRAME, BRUSH (RH)	1		11034-
115-33	K0885080000	O-RING, S80	1		
115-34	K0823555080	OIL SEAL, MHS355508	1		
115-35	LM2400-2407Z2	PULLEY, DRIVING 30	1		
115-36	K0212200002	WASHER, DISK SPRING 1L M20	1		
115-37	LM2400-2408Z2	COLLAR, STEPPED	1		
115-38	K0100060002	NUT, M6	2		
115-39	LM2400-2409Z2	BOLT, AXIS	1		
115-40	LM2700-4109Z2	BASE, SCREW	1		
115-41	K0520404140	KEY, ROUND/SQUARE, M4-414	1		
115-42	LM2400-2411Z2	COLLAR, 15-19-14	1		11020-11033
115-43	K4150000290	BRUSH, CR 30	1		
115-44	LM2400-2403AD	HOUSING, BRUSH	1		
115-45	LH669L-1206Z2	PLATE	1		
115-46	LS66---4205Z2	PLATE, DUST-PROOF	1		
115-47	K0890000040	CAP, RUBBER 32	1		
115-48	K6212004172	COLLAR, STKM M28.6-31.8-5	1		11034-
115-49	K0612060020	BEARING, BALL SEAL 2RD 6002	1		11034-



LM3210A_116_z02

Cat No.	Code No.	Part name	Qty	Remark	SN of application
116-1	LM281--3006A0	BRUSH COMP, CR 30 (LH)	1		11020-11033
116a-1	LM281--3006C0	BRUSH COMP, CR 30 (LH)	1		11034-
116-2	K0000100202	BOLT, M10-20	2		
116-3	K0200100002	WASHER, SPRING M10	4		
116-4	K5000100002	WASHER, M10	4		
116-5	K0023100351	SETSCREW, M10-35	2		
116-6	K0100100002	NUT, M10	2		
116-7	LM2400-2406ZD	ADJUSTER, BRUSH	2		
116-8	LM2400-2403AD	HOUSING, BRUSH	1		
116-9	K0612060020	BEARING, BALL SEAL 2RD 6002	3		
116-10	K0402032001	RING, RETAINING R M32	2		
116-11	K0000080202	BOLT, M8-20	3		
116-12	K0200080002	WASHER, SPRING M8	3		
116-13	K5000080002	WASHER, M8	3		
116-14	LM2400-2412Z2	SCREW, ADJUSTING CUTTING HEIGHT	2		
116-15	LM2400-2411Z2	COLLAR, 15-19-14	1		11020-11033
116-16	K0520404140	KEY, ROUND/SQUARE, M4-414	1		
116-17	K4150000290	BRUSH, CR 30	1		
116-18	LM2700-4109Z2	BASE, SCREW	1		
116-19	LM2400-2409Z2	BOLT, AXIS	1		
116-20	K0100060002	NUT, M6	2		
116-21	LM2400-2408Z2	COLLAR, STEPPED	1		
116-22	K0212200002	WASHER, DISK SPRING 1L M20	1		
116-23	LM2400-2407Z2	PULLEY, DRIVING 30	1		
116-24	K0823555080	OIL SEAL, MHSA355508	1		
116-25	K0885080000	O-RING, S80	1		
116-26	LM2400-2402ZD	FRAME, BRUSH (LH)	1		11020-11033
116a-26	LM2400-2402AD	FRAME, BRUSH (LH)	1		11034-
116-27	K0144080002	NUT, W/F-RING M8	1		
116-28	LM2700-4123Z0	RUBBER, 8U-615	1		

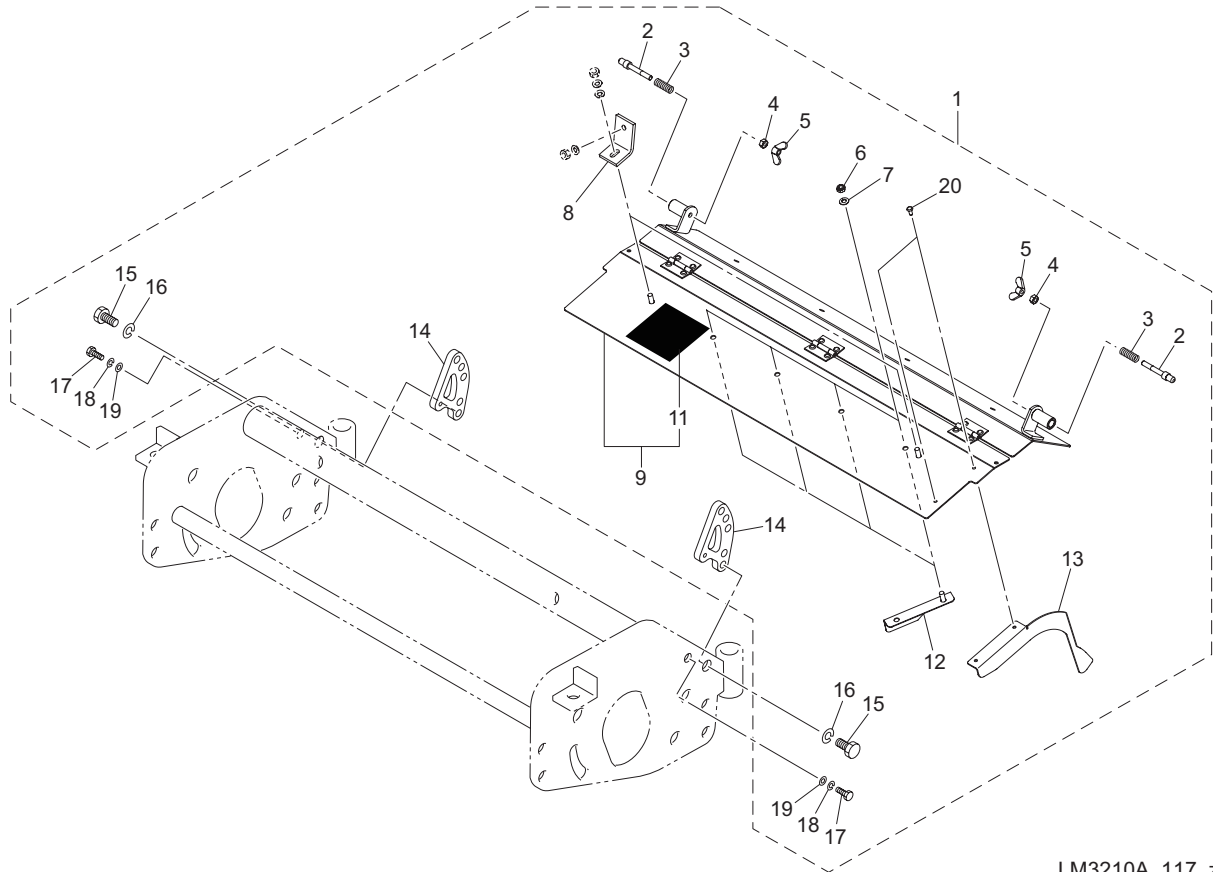


LM3210A_116_z02

Cat No.	Code No.	Part name	Qty	Remark	SN of application
116-29	K2380000030	BELT, F STAR 10FL-500	1		
116-30	K6211000492	COLLAR, SGP M6.5-10.5-26.4	2		
116-31	LM2400-2405ZD	COVER, BELT	1		
116-32	K0023060502	SETSCREW, M6-50	2		
116-33	K0200060002	WASHER, SPRING M6	2		
116-34	K5000060002	WASHER, M6	2		
116-35	K0100060002	NUT, M6	2		
116-36	LM2700-4111Z8	BOLT, SPECIAL M8	1		
116-37	LM2700-4108Z2	PULLEY, TENSION 1232	1		
116-38	K0608006290	BEARING, BALL SEAL 2RS 629	1		
116-39	K0402026001	RING, RETAINING R M26	1		
116-40	K6211000482	COLLAR, SGP M9.2-13.8-14	1		
116-41	K0213080002	WASHER, DISK SPRING 1H M8	1		
116-42	K0401015001	RING, RETAINING S M15	1		
116-43	LM2400-2410A2	PULLEY, BRUSH SHAFT	1		
116-44	K0023050061	SETSCREW, M5-6	2		
116-45	LH669L-1206Z2	PLATE	1		
116-46	LS66---4205Z2	PLATE, DUST-PROOF	1		
116-47	K0890000040	CAP, RUBBER 32	1		
116-48	K6212004172	COLLAR, STKM M28.6-31.8-5	1		11034-
116-49	K0612060020	BEARING, BALL SEAL 2RD 6002	1		11034-

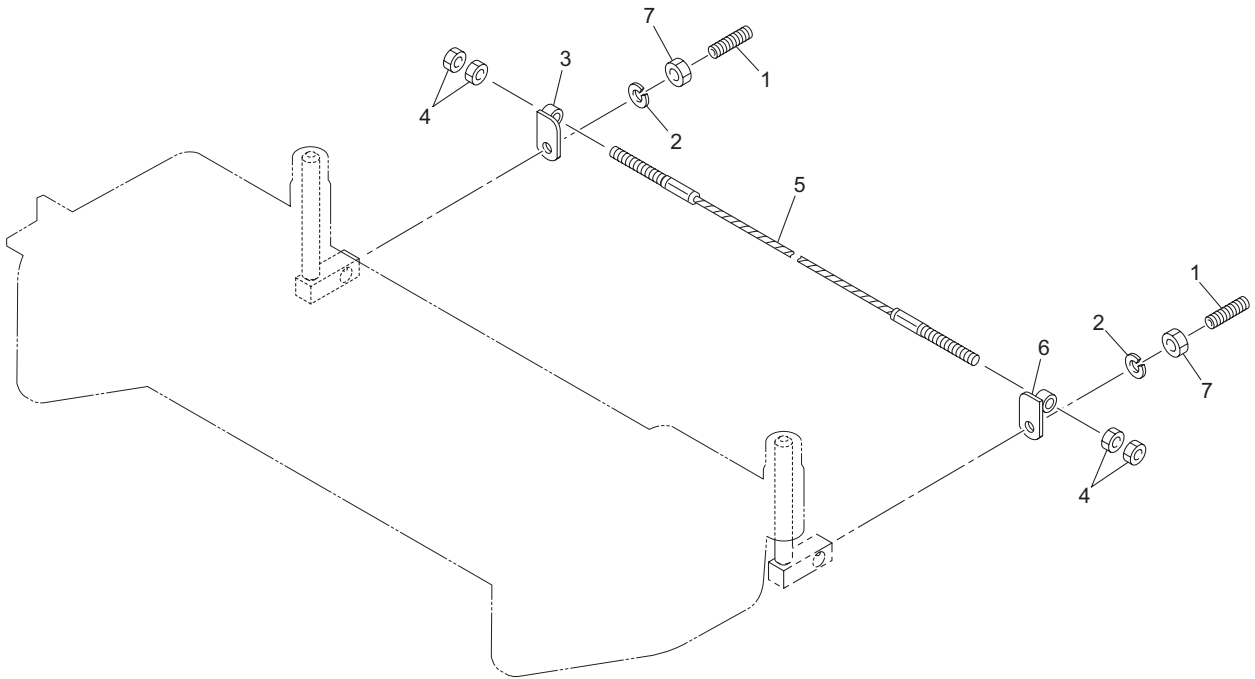
117.Variable reel cover section

LM3210A



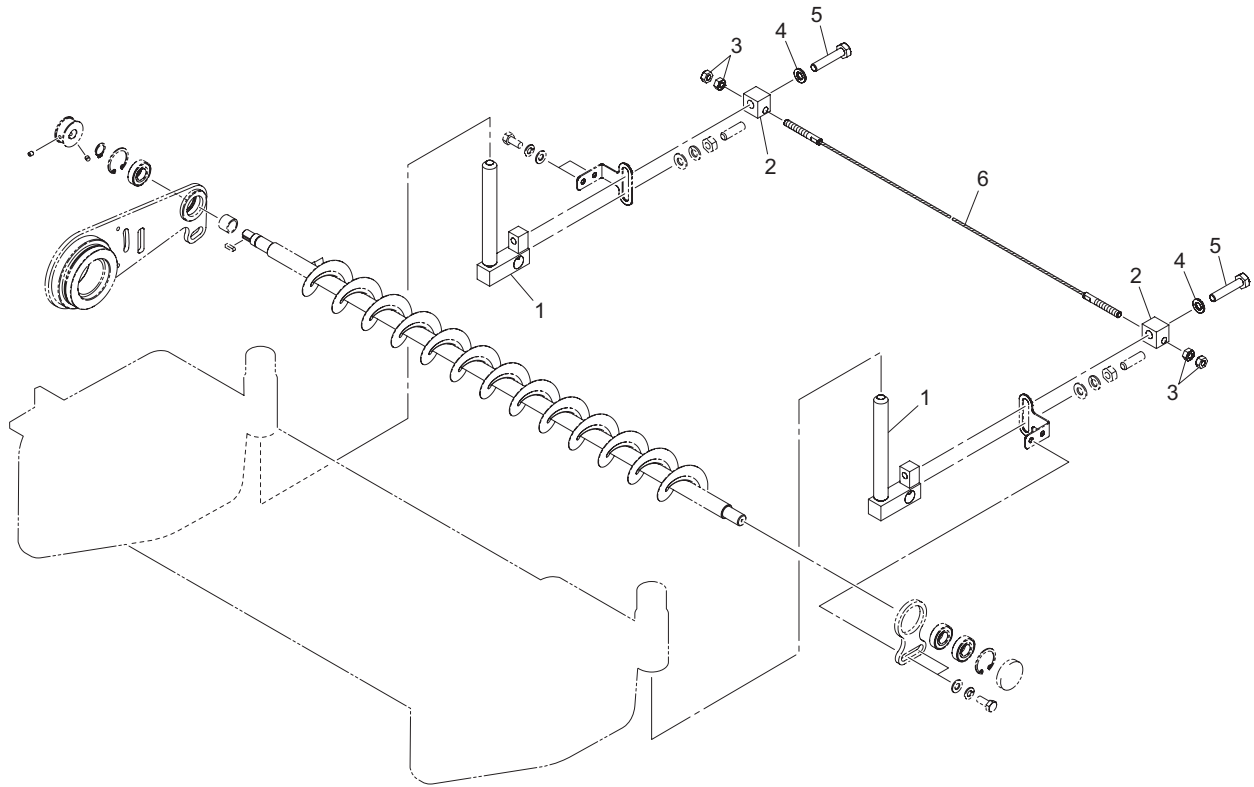
LM3210A_117_z00

Cat No.	Code No.	Part name	Qty	Remark	SN of application
117-1	LM281--3003Z0	COVER COMP, REEL VARIABLE 30 W/DECAL	1		
117-2	LM526--1103Z2	PIN, LOCKING	2		
117-3	K1000000260	SPRING, COMPRESSION M0.7-8.4-25	2		
117-4	K0100060002	NUT, M6	2		
117-5	K0141060002	NUT, WING M6-3	2		
117-6	K0144060002	NUT, W/F-RING M6	4		
117-7	K0213060001	WASHER, DISK SPRING 1H M6	4		
117-8	LM526A-1103ZR	MOUNT, COVER	2		
117-9	LM281--3004Z0	COVER, REEL VARIABLE 30 W/DECAL	1		
117-10					
117-11	K4205001600	DECAL, CAUTION CUTTING HANDS/FEET	1		
117-12	LM526A-1104AR	FIN	4		
117-13	LM526A-1102ZR	COVER, AUXILIARY	1		
117-14	LM2400-2446ZR	ADJUSTER, FOR VARIABLE REEL COVER	2		
117-15	K0000100152	BOLT, M10-15	2		
117-16	K0200100002	WASHER, SPRING M10	2		
117-17	K0000060152	BOLT, M6-15	2		
117-18	K0200060002	WASHER, SPRING M6	2		
117-19	K5000060002	WASHER, M6	2		
117-20	K4510615120	RIVET, BLIND AVEX 1661-0512	2		



LM3210A_118_z00

Cat No.	Code No.	Part name	Qty	Remark	SN of application
118-1	K0023100351	SETSCREW, M10-35	2		
118-2	K0200100002	WASHER, SPRING M10	2		
118-3	K735500068D	BRACKET, A (RH)	1		
118-4	K0100080002	NUT, M8	4		
118-5	K1170091500	WIRE, 915	1		
118-6	K735500069D	BRACKET, B (LH)	1		
118-7	K0100100002	NUT, M10	2		



LM3210A_119_z00

Cat No.	Code No.	Part name	Qty	Remark	SN of application
119-1	LM2400-2412Z2	SCREW, ADJUSTING CUTTING HEIGHT	2		
119-2	LM2400-3401ZD	BRACKET, SCRAPER	2		
119-3	K0100080002	NUT, M8	4		
119-4	K0200100002	WASHER, SPRING M10	2		
119-5	K0000100452	BOLT, M10-45	2		
119-6	K1170091500	WIRE, 915	1		

MEMO

BARONESS[®]
Quality on Demand

 **KYOEISHA CO., LTD.**
Head Office 1-26, Miyuki-cho, Toyokawa-city, Tel :+81-533-84-1390
Aichi-pref, 442-8530 JAPAN Fax :+81-533-84-1220