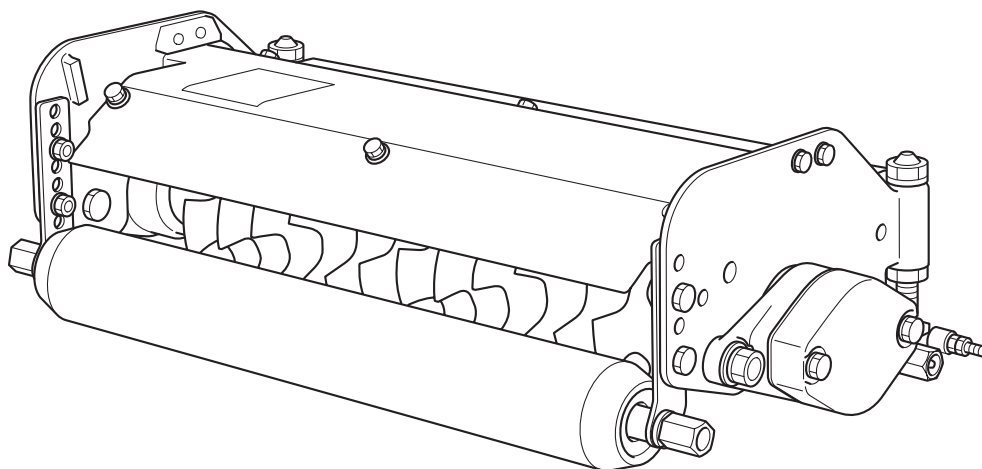


VM60 · VM62 · VM66

Verti Cutter

Parts catalog



BARONESS[®]
Quality on Demand

Serial No. VM60 : 10001- • VM62 : 10001- • VM66 : 10001-

Ver.1.1

Greetings

Thank you for purchasing Baroness product.

This brochure contains the information needed for ordering BARONESS parts.

Search the number indicating the figure of your desired part in the illustration area, and find the same number from among the latter parts of the hyphenated Cat Nos. in the listing area to obtain the individual Code No.

Notes

1) For inquiries of parts

Inform us of the model and the serial number of your machine or attachment.

The model and the serial number are indicated on the serial number plate of your machine or attachment.

* Consult the Owner's Operating Manual for the position where the serial number plate is affixed.

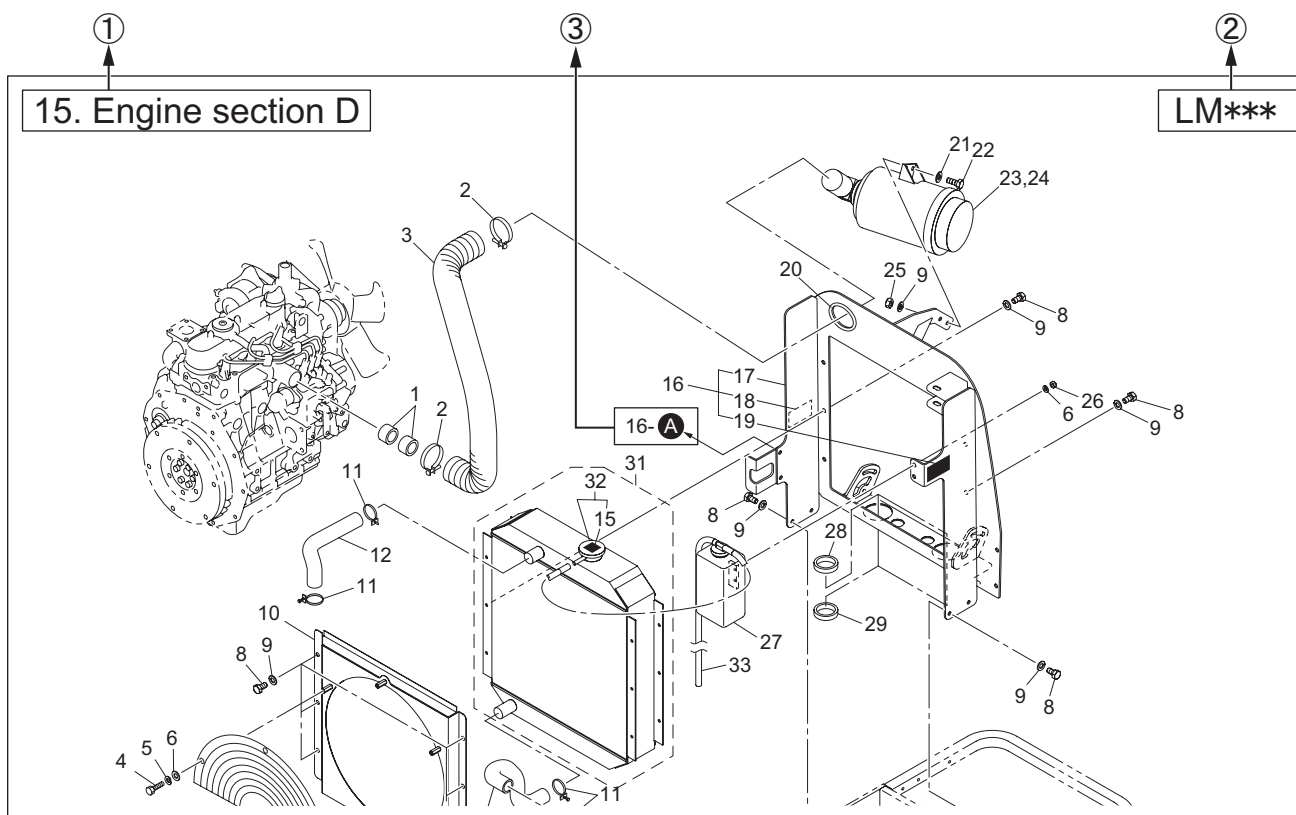
2) For ordering parts

- Inform us of the Code No., Part name and order quantity.
- We do not accept returns unless our company is responsible for the issue.
- Use genuine Baroness parts and accessories. The Baroness product warranty may not apply if parts or accessories from other companies are used.

3) The information described in this brochure is subject to change without prior notice.

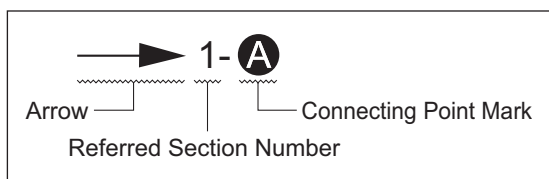
Description of the content of Parts catalog

1) Illustration area



- ① Section No. /Section name
- ② Model
- ③ Indication of the connecting point

The following indication shows the connecting point of the part shown on the other page.



- 1- **A** :
Refer to the point **A** in the illustration of the section No.1
- 2- **B** :
Refer to the point **B** in the illustration of the section No.2

Note :

The figures of assembled components or isolated parts do not always show their accurate shapes. The figures are supposed to be used for obtaining the correct code numbers.

2) Listing area

① Cat No.	② Code No.	③ Part name	④ ⑤ Qty			⑥ Remark	⑦ SN of application
1 - 1	K0000080152	BOLT, M8-15	2	2	2		
1 - 2	K0185160002	NUT, LEFT-HANDED P1.5 M16-3	2	2	2		
1 - 3	K3650000100	HOUR METER, HH2AS	1	1	1		10001-10023
1a- 3	K3650000130	HOUR METER, 636DC	1	1	1		10024-
1 - 4	K0100060002	NUT, M6	2	2	2		
1 - 5	K0003080702	BOLT, M8-70	1	1	1		
1 - 7	K0830000020	OIL SEAL, 254210	2	2	2		

① Cat No. or Catalog No.

Find the same number as the number indicating the figure of your desired part in the illustration area from among the latter parts of the hyphenated Cat Nos. to obtain the individual Code No.

② Code No.

Identification code of an individual part

③ Part name

④ Qty

Quantity needed per Cat No.

⑤ Model

When the quantity differs by models, the models are indicated.

⑥ Remark

Specification or description, etc. of the part may be indicated.

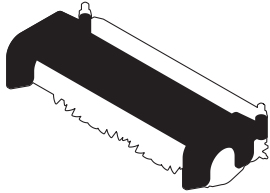
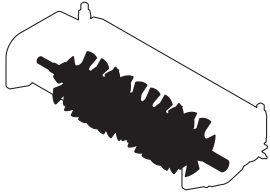
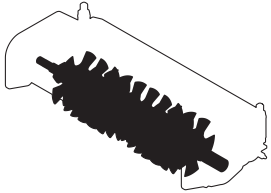
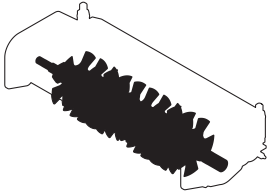
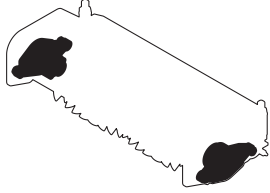
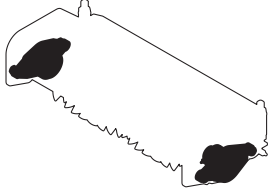
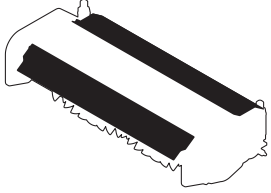
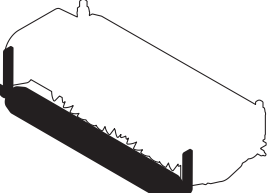
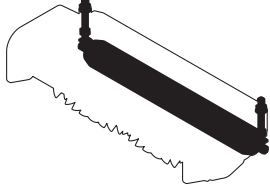
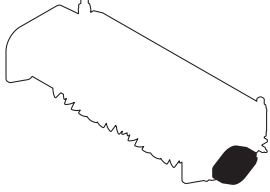
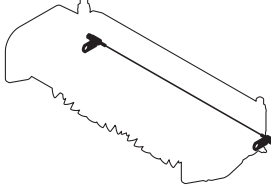
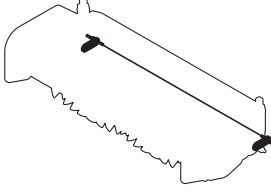
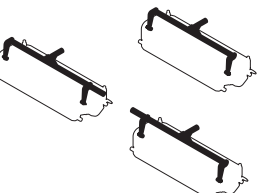
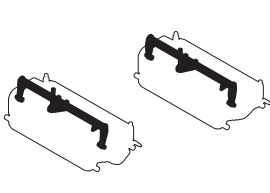
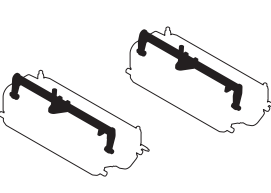
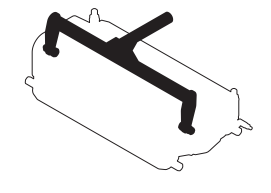
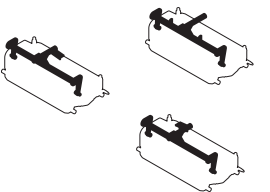
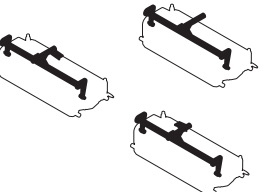
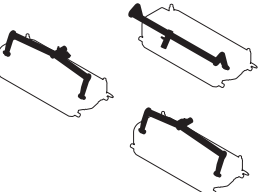
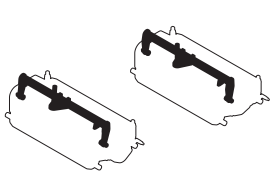
⑦ SN of application

In case of part alteration, the serial number ranges of machines to which the alteration is applied will be indicated.

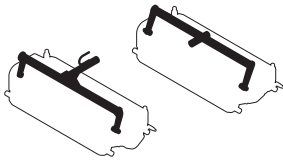
3) Indication in case of part alteration

- When a new part and an old one are interchangeable with each other, indication of the old part code No. is discontinued and the new part code No. is solely indicated.
- When a new part and an old one are not interchangeable, the serial number ranges of both machines where the new part is used and those where the old one is used are indicated in the SN of application column.
- When a part is newly added, the serial number range of machines where the part is used is indicated in the SN of application column.
- When a part was previously used but the part is not used in the machine any longer, the serial number range of machines where the part was used is indicated in the SN of application column.

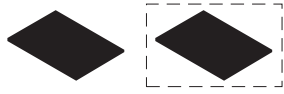
Contents

<p>1.Frame section.....1</p> 	<p>2.Vertical Cutter section A for VM602</p> 	<p>A2.Vertical Cutter section B for VM62.....3</p> 	<p>B2.Vertical Cutter section C for VM664</p> 
<p>3.Housing section A (Motor on left side).....5</p> 	<p>4.Housing section B (Motor on right side)6</p> 	<p>5.Cover section.....7</p> 	<p>6.Front roller section.....8</p> 
<p>7.Rear roller section9</p> 	<p>8.Weight section10</p> 	<p>9.Rear scraper section A for VM60 11</p> 	<p>A9.Rear scraper section B for VM62 & VM66 12</p> 
<p>10.Mower arm section A for LM3210A.....13</p> 	<p>11.Mower arm section B for LM551 with LS62.....14</p> 	<p>12.Mower arm section C for LM551 with LS66.....15</p> 	<p>13.Mower arm section D for LM551 with LH6216</p> 
<p>14.Mower arm section E for LM270017</p> 	<p>15.Mower arm section F for LM2700 & LM271018</p> 	<p>16.Mower arm section G for LM35119</p> 	<p>17.Mower arm section H for LM331 with LS6 type.....20</p> 

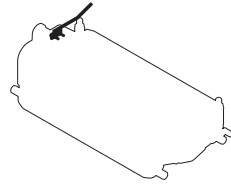
18.Mower arm section I
for LM331 with LH6 type.....21



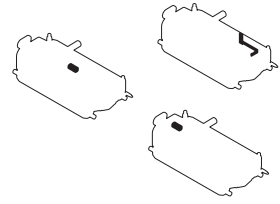
19.Accessories A22



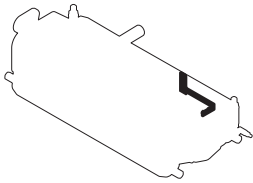
20.Accessories B
for LM55123



21.Accessories C
for LM270024

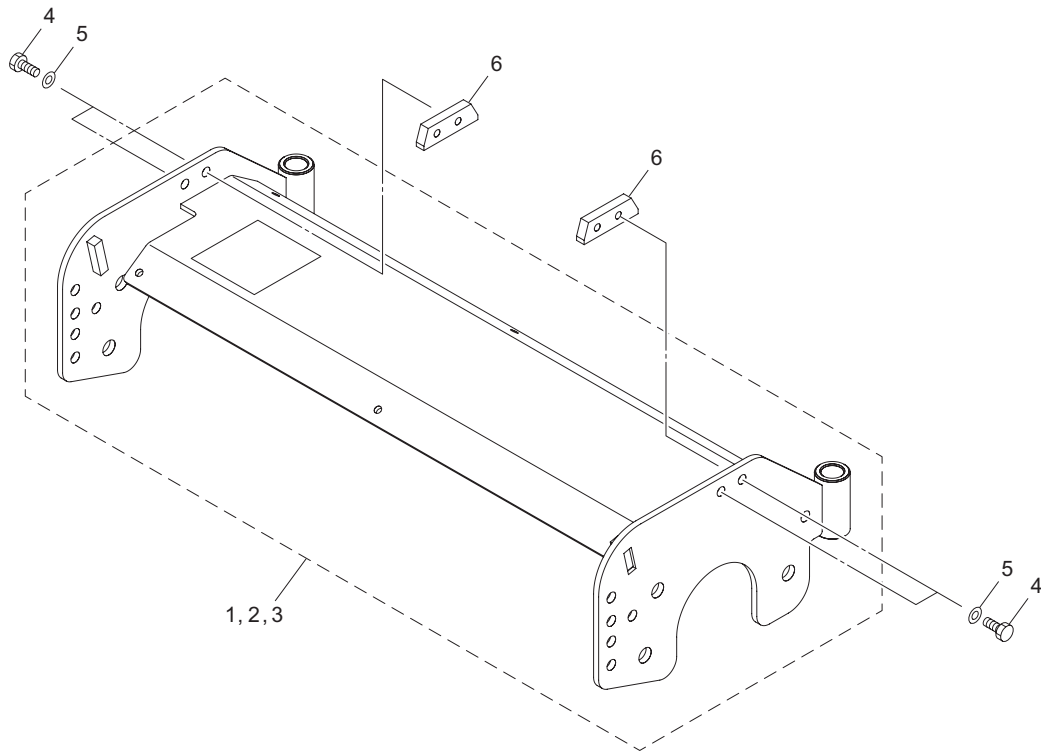


22.Accessories D
for LM271025



1.Frame section

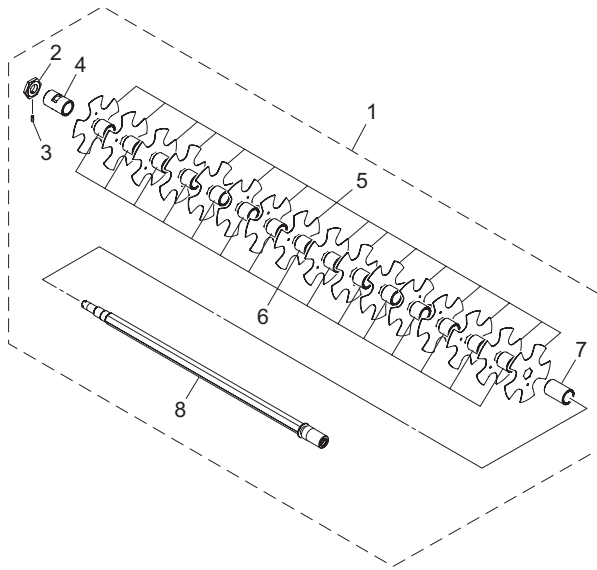
VM60 • VM62 • VM66



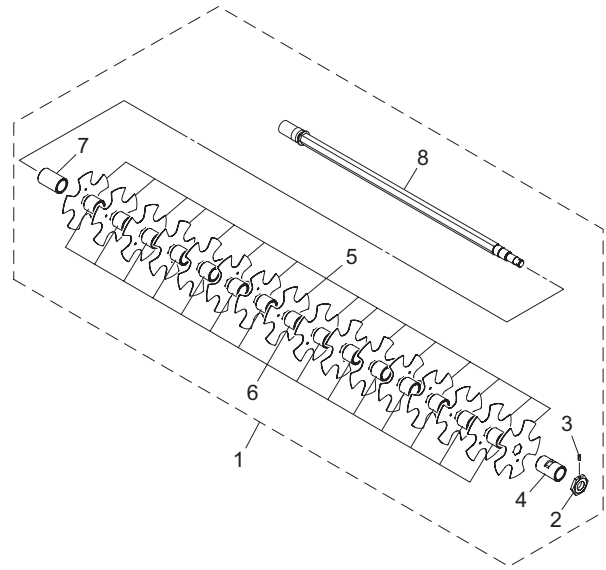
VM6_001_z00

Cat No.	Code No.	Part name	Qty			Remark	SN of application
			VM60	VM62	VM66		
1-1	VM60---0102Z0	FRAME COMP, MOWER 30	1	0	0		
1-2	VM62---0102Z0	FRAME COMP, MOWER 22	0	1	0		
1-3	VM66---0102Z0	FRAME COMP, MOWER 26	0	0	1		
1-4	K0000080202	BOLT, M8-20	4	0	0		
1-4	K0000080202	BOLT, M8-20	0	4	0		10001-10175
1-4	K0000080202	BOLT, M8-20	0	0	4		10001-10139
1a-4	K0000080302	BOLT, M8-30	0	4	0		10176-
1a-4	K0000080302	BOLT, M8-30	0	0	4		10140-
1-5	K0200080002	WASHER, SPRING M8	4	4	4		
1-6	VM66---0103ZR	PLATE	2	2	2		

<Motor on left side>



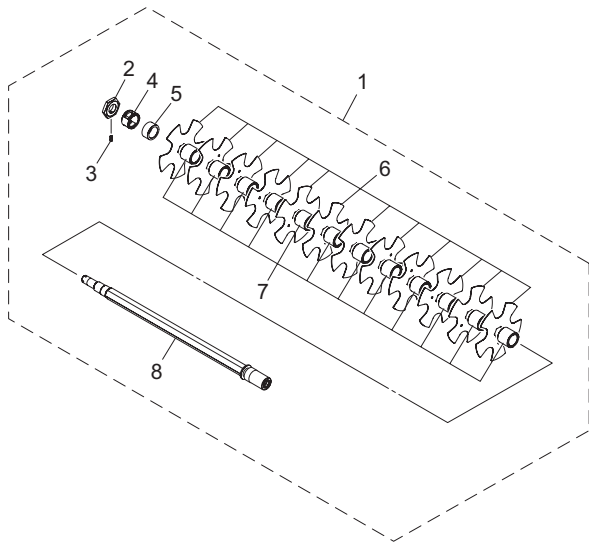
<Motor on right side>



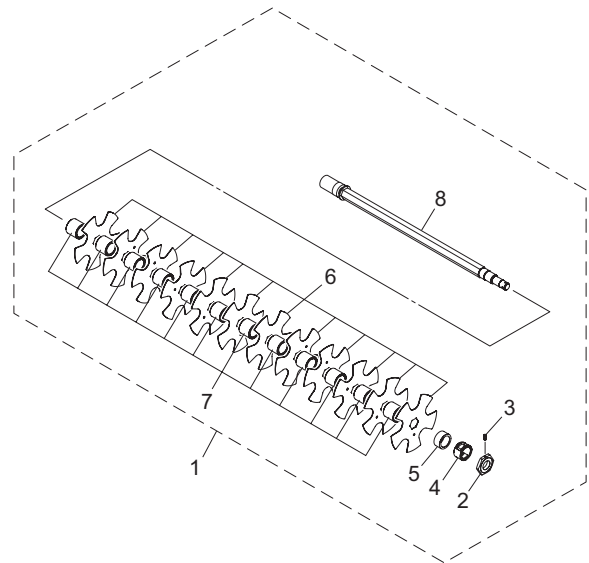
VM6_002_z00

Cat No.	Code No.	Part name	Qty			Remark	SN of application
			VM60	VM62	VM66		
2-1	VM60---0201Z0	CUTTER ASSY, VERTICAL	1	0	0		
2-2	K0160000422	NUT, SPECIAL P1.5 M27	1	0	0		
2-3	K0023060151	SETSCREW, M6-15	1	0	0		
2-4	LM318V-0108Z2	COLLAR 70	1	0	0		
2-5	K2570000048	CUTTER, VERTICAL 165	16	0	0		
2-6	K6212001452	COLLAR, STKM M31.7-42-37	15	0	0		
2-7	K6212002922	COLLAR, STKM M32.7-42.7-76.5	1	0	0		
2-8	LM318VA0107B2	SHAFT, VERTICAL (REAR)	1	0	0		

<Motor on left side>



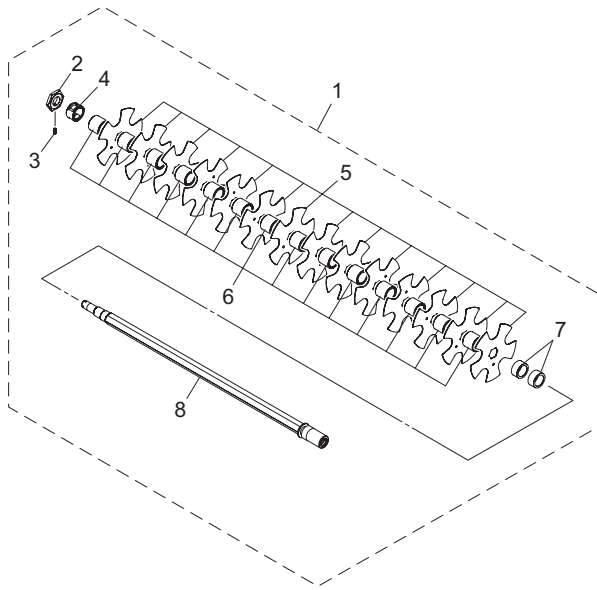
<Motor on right side>



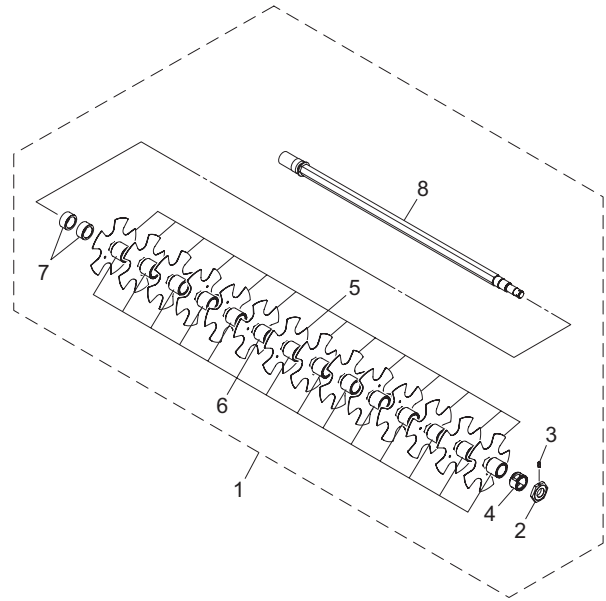
VM6_A02_z00

Cat No.	Code No.	Part name	Qty			Remark	SN of application
			VM60	VM62	VM66		
A2-1	VM62---0202Z0	CUTTER ASSY, VERTICAL	0	1	0		
A2-2	K0160000422	NUT, SPECIAL P1.5 M27	0	1	0		
A2-3	K0023060151	SETSCREW, M6-15	0	1	0		
A2-4	LM318V-0118Z2	COLLAR 25	0	1	0		
A2-5	K6212001922	COLLAR, STKM M31.7-42-20	0	1	0		
A2-6	K2570000048	CUTTER, VERTICAL 165	0	12	0		
A2-7	K6212001452	COLLAR, STKM M31.7-42-37	0	12	0		
A2-8	VM62---0201B2	SHAFT, VERTICAL 22	0	1	0		

<Motor on left side>



<Motor on right side>

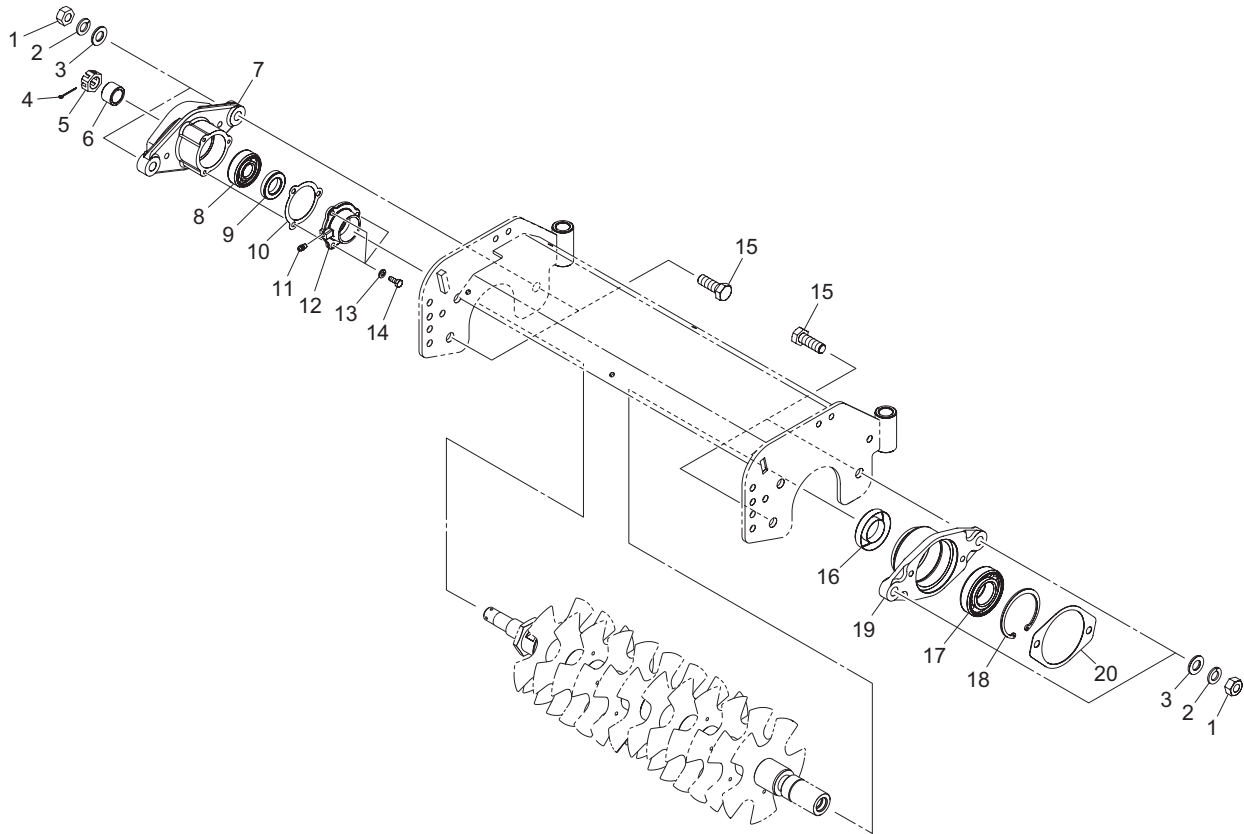


VM6_B02_z00

Cat No.	Code No.	Part name	Qty			Remark	SN of application
			VM60	VM62	VM66		
B2-1	VM66---0201Z0	CUTTER ASSY, VERTICAL	0	0	1		
B2-2	K0160000422	NUT, SPECIAL P1.5 M27	0	0	1		
B2-3	K0023060151	SETSCREW, M6-15	0	0	1		
B2-4	LM318V-0118Z2	COLLAR 25	0	0	1		
B2-5	K2570000048	CUTTER, VERTICAL 165	0	0	14		
B2-6	K6212001452	COLLAR, STKM M31.7-42-37	0	0	14		
B2-7	K6212001922	COLLAR, STKM M31.7-42-20	0	0	2		
B2-8	LM318VA0106B2	SHAFT, VERTICAL (FRONT)	0	0	1		

3.Housing section A (Motor on left side)

VM60 • VM62 • VM66

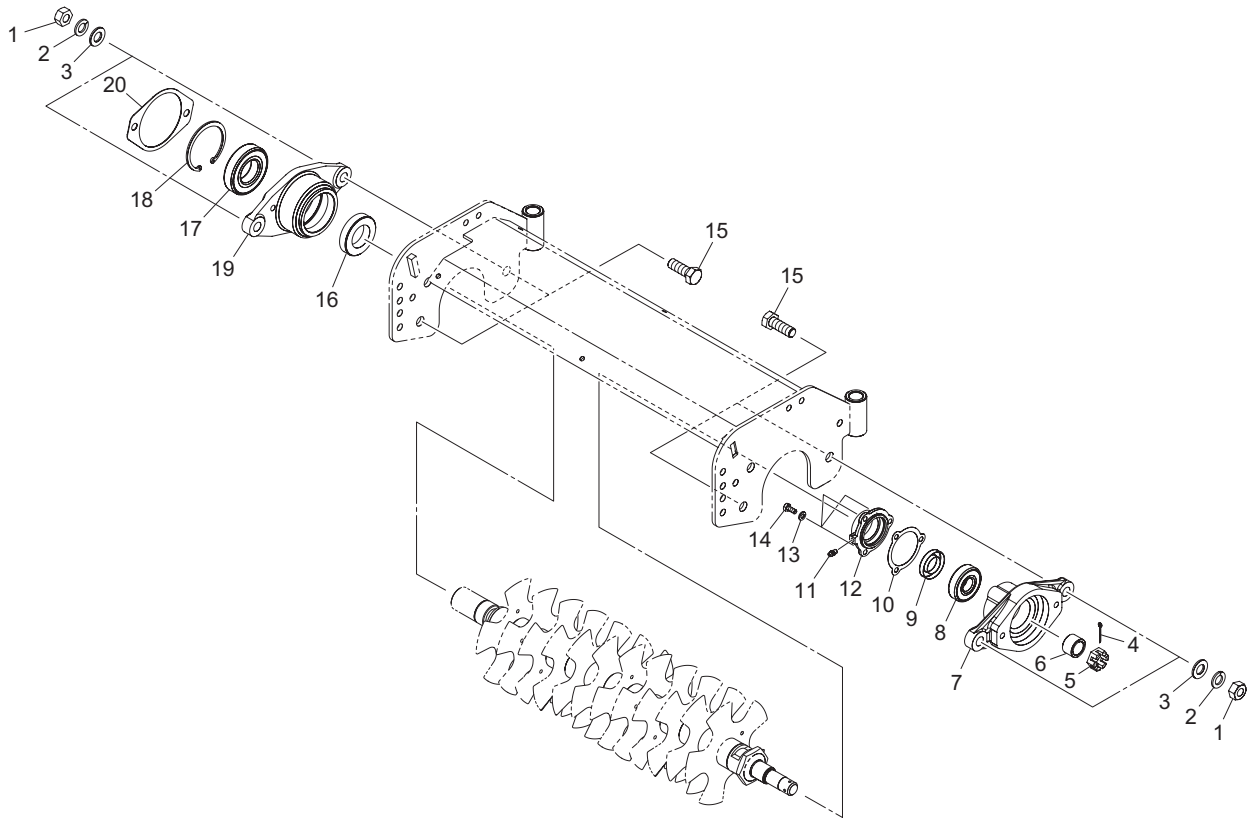


VM6_003_z00

Cat No.	Code No.	Part name	Qty			Remark	SN of application
			VM60	VM62	VM66		
3-1	K0100140002	NUT, M14	4	4	4		
3-2	K0200140002	WASHER, SPRING M14	4	4	4		
3-3	K5000140002	WASHER, M14	4	4	4		
3-4	K0300032252	PIN, COTTER M3.2-25	1	1	1		
3-5	K0170000012	NUT, SPECIAL M20	1	1	1		
3-6	K6212001742	COLLAR, STKM M20.2-28-18	1	1	1		
3-7	K6903000162	HOUSING, REEL CUTTER	1	1	1		
3-8	K0602063040	BEARING, BALL SHIELD Z 6304	1	1	1		
3-9	K0822542080	OIL SEAL, MHSA25428	1	1	1		
3-10	K4011000150	PACKING, OIL-SHEET	1	1	1		
3-11	K1440000010	GREASE NIPPLE, STRAIGHT TYPE A	1	1	1		
3-12	K6903000042	CAP, HOUSING	1	1	1		
3-13	K0200060002	WASHER, SPRING M6	3	3	3		
3-14	K0000060152	BOLT, M6-15	3	3	3		
3-15	K0000140402	BOLT, M14-40	4	4	4		
3-16	K0823560120	OIL SEAL, MHSA356012	1	1	1		
3-17	K0602062070	BEARING, BALL SHIELD Z 6207	1	1	1		
3-18	K0402072001	RING, RETAINING R M72	1	1	1		
3-19	K6903000142	HOUSING, HYDRAULIC MOTOR (RH)	1	1	1		
3-20	K4011000290	PACKING, OIL-SHEET	1	1	1	for Hydraulic motor	

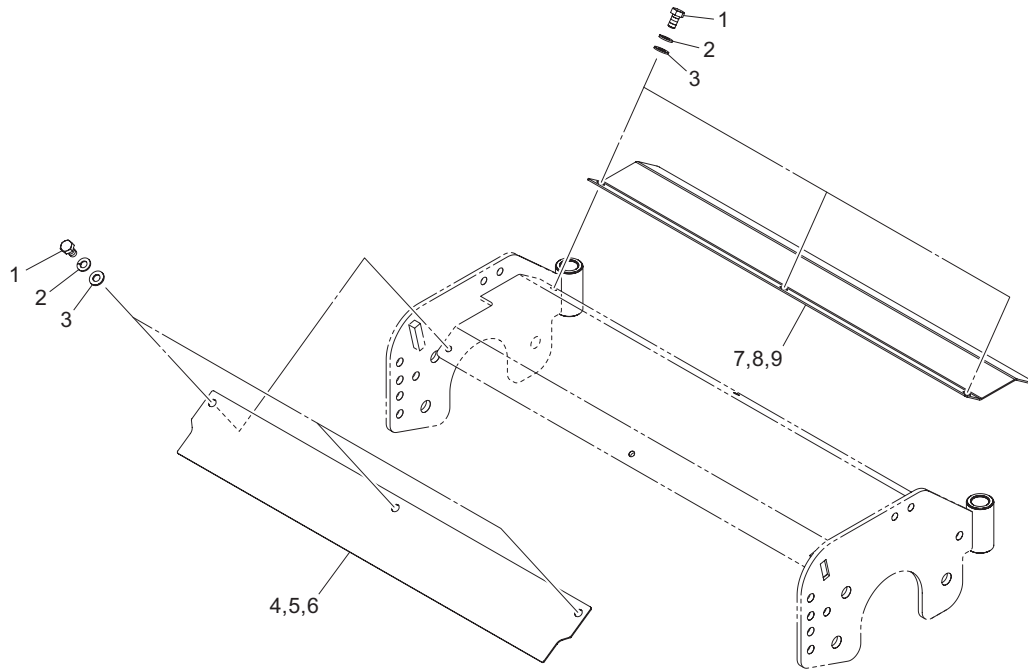
4.Housing section B (Motor on right side)

VM60 • VM62 • VM66



VM6_004_z00

Cat No.	Code No.	Part name	Qty			Remark	SN of application
			VM60	VM62	VM66		
4-1	K0100140002	NUT, M14	4	4	4		
4-2	K0200140002	WASHER, SPRING M14	4	4	4		
4-3	K5000140002	WASHER, M14	4	4	4		
4-4	K0300032252	PIN, COTTER M3.2-25	1	1	1		
4-5	K0170000012	NUT, SPECIAL M20	1	1	1		
4-6	K6212001742	COLLAR, STKM M20.2-28-18	1	1	1		
4-7	K6903000162	HOUSING, REEL CUTTER	1	1	1		
4-8	K0602063040	BEARING, BALL SHIELD Z 6304	1	1	1		
4-9	K0822542080	OIL SEAL, MHSA25428	1	1	1		
4-10	K4011000150	PACKING, OIL-SHEET	1	1	1		
4-11	K1440000010	GREASE NIPPLE, STRAIGHT TYPE A	1	1	1		
4-12	K6903000042	CAP, HOUSING	1	1	1		
4-13	K0200060002	WASHER, SPRING M6	3	3	3		
4-14	K0000060152	BOLT, M6-15	3	3	3		
4-15	K0000140402	BOLT, M14-40	4	4	4		
4-16	K0823560120	OIL SEAL, MHSA356012	1	1	1		
4-17	K0602062070	BEARING, BALL SHIELD Z 6207	1	1	1		
4-18	K0402072001	RING, RETAINING R M72	1	1	1		
4-19	K6903000152	HOUSING, HYDRAULIC MOTOR (LH)	1	1	1		
4-20	K4011000290	PACKING, OIL-SHEET	1	1	1	for Hydraulic motor	

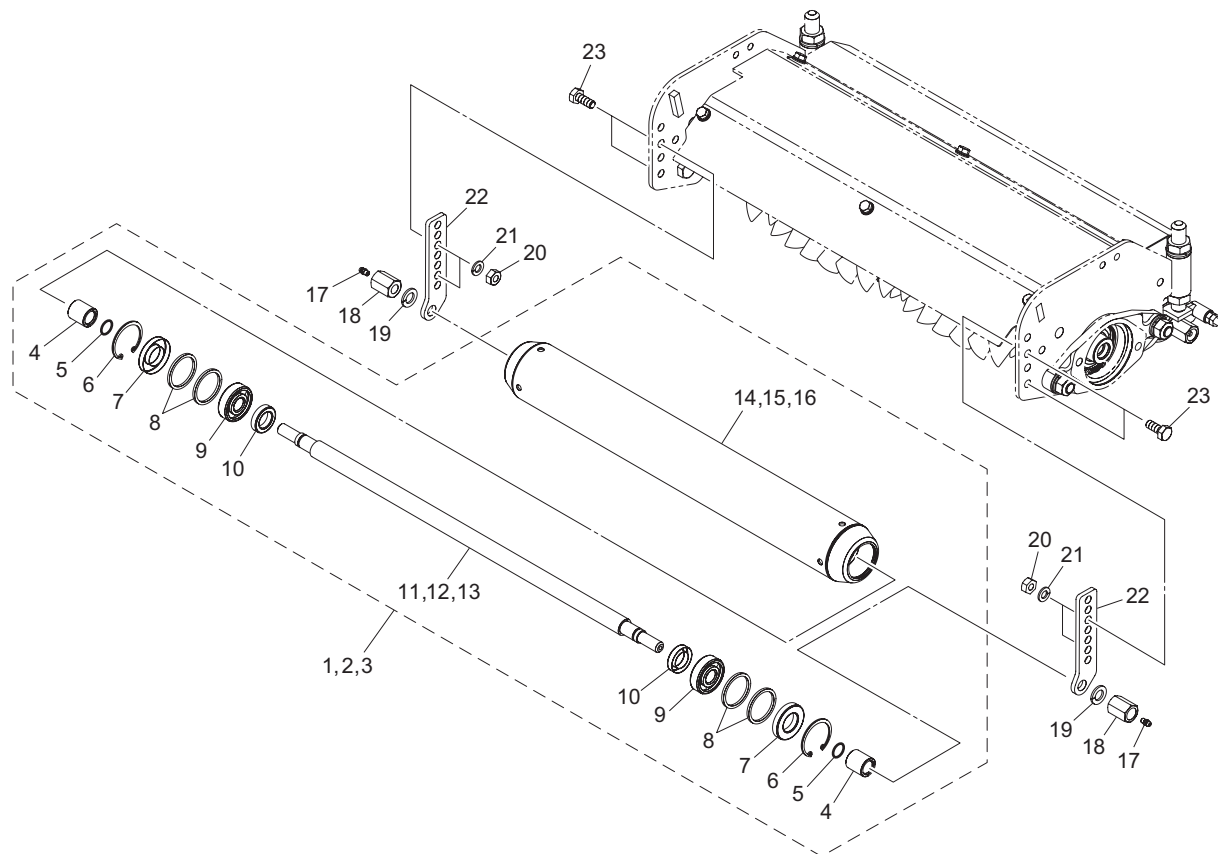


VM6_005_z00

Cat No.	Code No.	Part name	Qty			Remark	SN of application
			VM60	VM62	VM66		
5-1	K0000080152	BOLT, M8-15	6	6	6		
5-2	K0200080002	WASHER, SPRING M8	6	6	6		
5-3	K5000080002	WASHER, M8	6	6	6		
5-4	VM60---0502ZR	PLATE	1	0	0		
5-5	VM62---0502ZR	PLATE	0	1	0		
5-6	VM66---0502ZR	PLATE	0	0	1		
5-7	VM60---0501ZR	COVER, DISCHARGE	1	0	0		
5-8	VM62---0501ZR	COVER, DISCHARGE	0	1	0		
5-9	VM66---0501ZR	COVER, DISCHARGE	0	0	1		

6. Front roller section

VM60 • VM62 • VM66

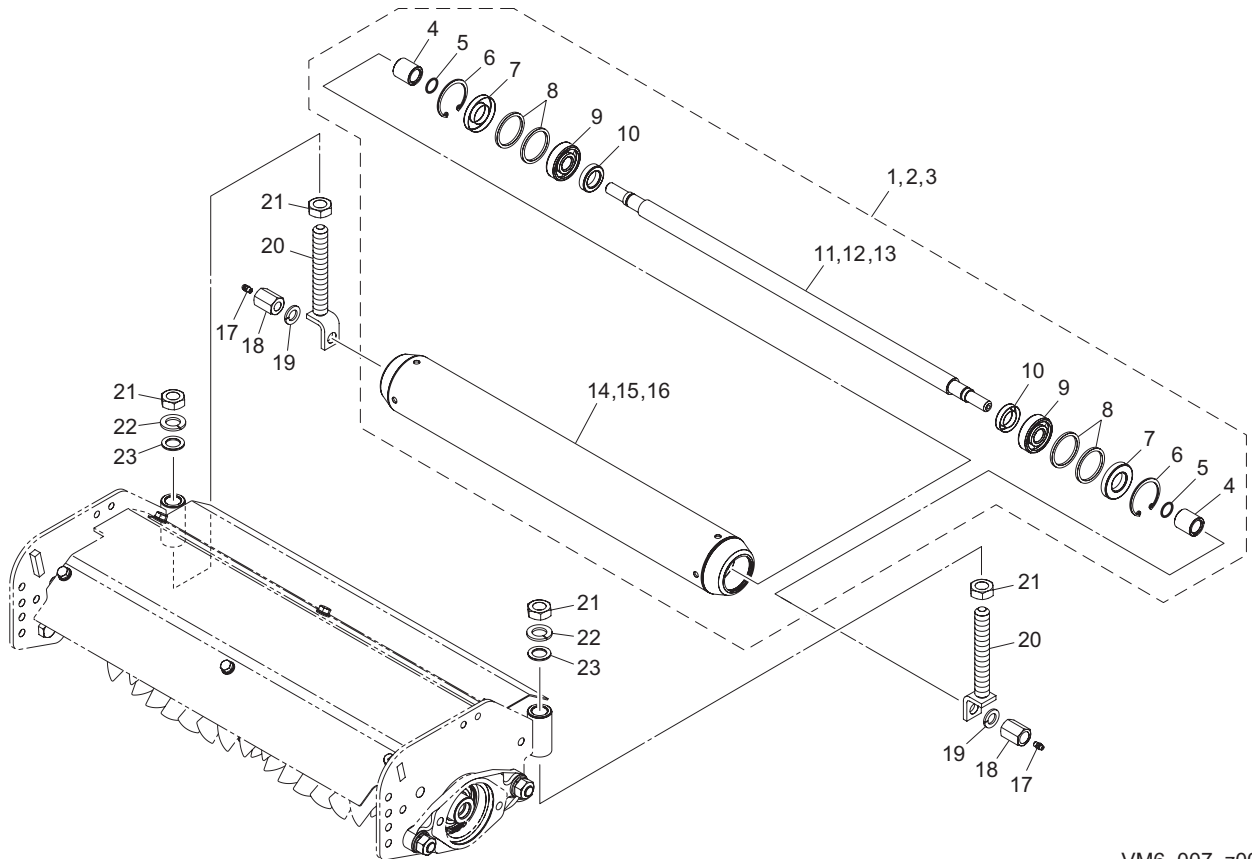


VM6_006_z00

Cat No.	Code No.	Part name	Qty			Remark	SN of application
			VM60	VM62	VM66		
6-1	VM60---0602B0	ROLLER ASSY, (FRONT)	1	0	0		
6-2	VM62---0602Z0	ROLLER ASSY, (FRONT)	0	1	0		10001-10115
6a-2	VM62---0602B0	ROLLER ASSY, (FRONT)	0	1	0		10116-
6-3	VM66---0601Z0	ROLLER ASSY, (FRONT)	0	0	1		10001-10139
6a-3	VM66---0601B0	ROLLER ASSY, (FRONT)	0	0	1		10140-
6-4	K6219000600	COLLAR, SUS M17-25-27	2	2	2		
6-5	K0885015000	O-RING, S15	2	2	2		
6-6	K0402047001	RING, RETAINING R M47	2	2	2		
6-7	K0822547080	OIL SEAL, MHTA25478	2	2	2		
6-8	K5090000842	WASHER, SPHC 1.6-40-47	0	4	0		10001-10115
6-8	K5090000842	WASHER, SPHC 1.6-40-47	0	0	4		10001-10139
6-9	K0600063030	BEARING, BALL 6303	2	2	2		
6-10	K0822235080	OIL SEAL, MHTA22358	2	2	2		
6-11	LM281--2202Z0	SHAFT, ROLLER 22-871	1	0	0		
6-12	VM62---0601Z0	SHAFT, ROLLER 22-660.5	0	1	0		
6-13	LM2400-2106Z0	SHAFT, ROLLER 22-770	0	0	1		
6-14	VM60---0601AD	ROLLER 76.2-804	1	0	0		
6-15	LM2700-2108AD	ROLLER, 76.2-593.5	0	1	0		
6-16	LM2700-0154AD	ROLLER, 76.2-696	0	0	1		
6-17	K1440000010	GREASE NIPPLE, STRAIGHT TYPE A	2	2	2		
6-18	K0160000652	NUT, SPECIAL M14-30	2	2	2		
6-19	K0200140002	WASHER, SPRING M14	2	2	2		
6-20	K0100100002	NUT, M10	4	4	4		
6-21	K0200100002	WASHER, SPRING M10	4	4	4		
6-22	K5131001882	PLATE, SPHC ROLLER BRACKET	2	2	2		
6-23	K0000100252	BOLT, M10-25	4	4	4		

7.Rear roller section

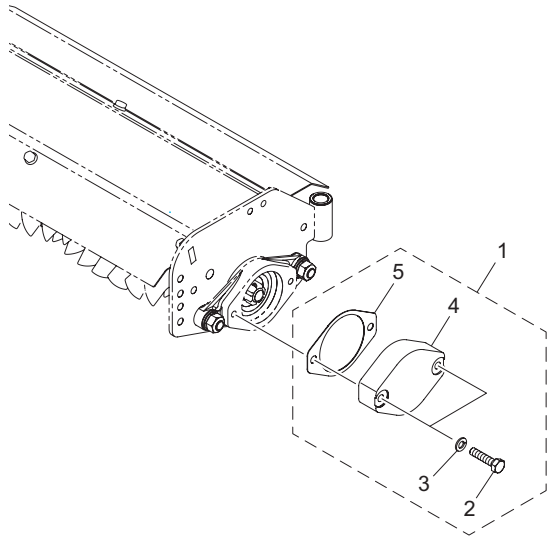
VM60 • VM62 • VM66



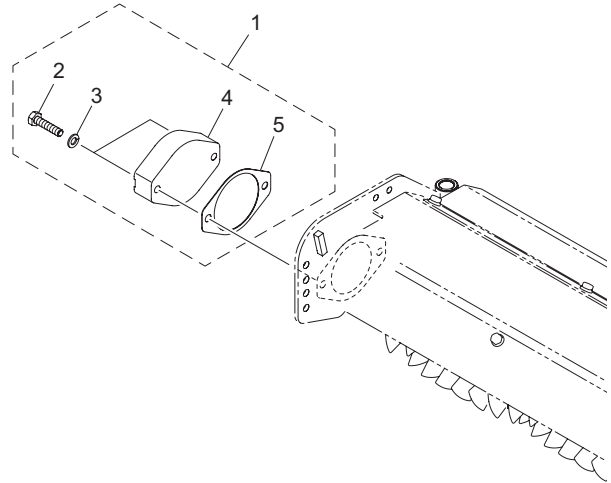
VM6_007_z00

Cat No.	Code No.	Part name	Qty			Remark	SN of application
			VM60	VM62	VM66		
7-1	VM60---0701B0	ROLLER ASSY, (REAR)	1	0	0		
7-2	VM62---0702Z0	ROLLER ASSY, (REAR)	0	1	0		10001-10115
7a-2	VM62---0702B0	ROLLER ASSY, (REAR)	0	1	0		10116-
7-3	VM66---0702Z0	ROLLER ASSY, (REAR)	0	0	1		10001-10139
7a-3	VM66---0702B0	ROLLER ASSY, (REAR)	0	0	1		10140-
7-4	K6219000580	COLLAR, SUS M17-25-16	2	2	2		
7-5	K0885015000	O-RING, S15	2	2	2		
7-6	K0402047001	RING, RETAINING R M47	2	2	2		
7-7	K0822547080	OIL SEAL, MHTA25478	2	2	2		
7-8	K5090000842	WASHER, SPHC 1.6-40-47	0	4	0		10001-10115
7-8	K5090000842	WASHER, SPHC 1.6-40-47	0	0	4		10001-10139
7-9	K0600063030	BEARING, BALL 6303	2	2	2		
7-10	K0822235080	OIL SEAL, MHTA22358	2	2	2		
7-11	LM281--2202Z0	SHAFT, ROLLER 22-871	1	0	0		
7-12	VM62---0601Z0	SHAFT, ROLLER 22-660.5	0	1	0		
7-13	LM2700-0152Z0	SHAFT, ROLLER 22-749	0	0	1		
7-14	VM60---0601AD	SHAFT, ROLLER 76.2-804	1	0	0		
7-15	LM2700-2108AD	ROLLER, 76.2-593.5	0	1	0		
7-16	LM2700-0154AD	ROLLER, 76.2-696	0	0	1		
7-17	K1440000010	GREASE NIPPLE, STRAIGHT TYPE A	2	2	2		
7-18	K0160000652	NUT, SPECIAL M14-30	2	2	2		
7-19	K0200140002	WASHER, SPRING M14	2	2	2		
7-20	VM62---0701Z2	SCREW, ADJUSTING	2	2	2		
7-21	K0108180002	NUT, P1.5 M18-3	4	4	4		
7-22	K0200180002	WASHER, SPRING M18	2	2	2		
7-23	K5012018282	WASHER, SPCC 2-18-28	2	2	2		

<Motor on left side>

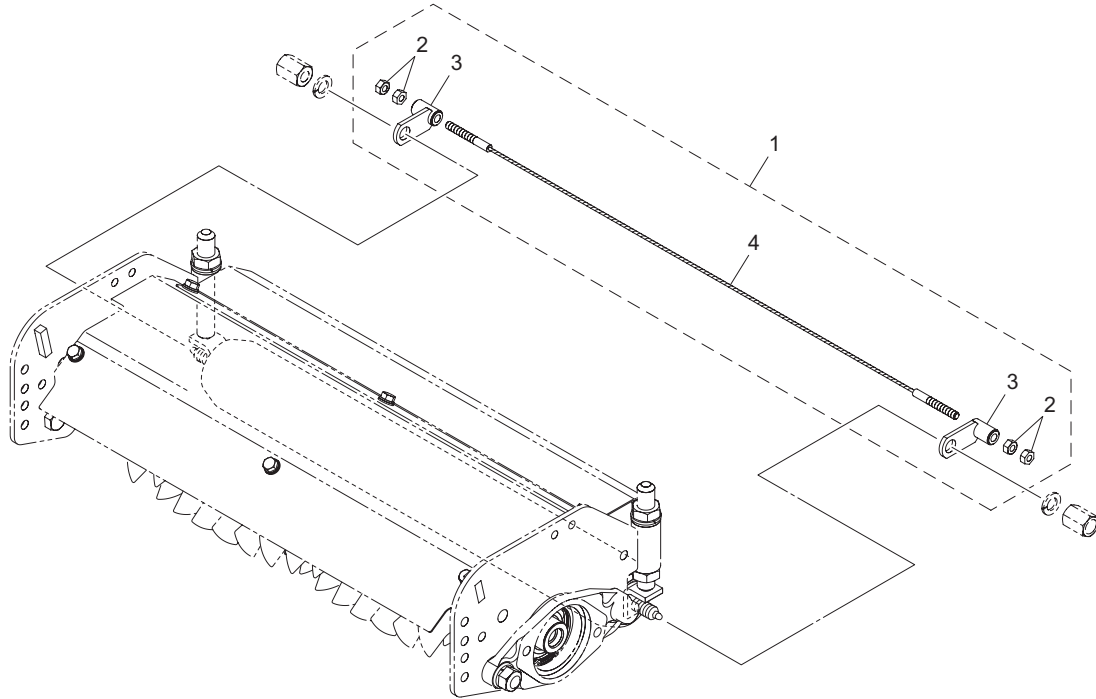


<Motor on right side>



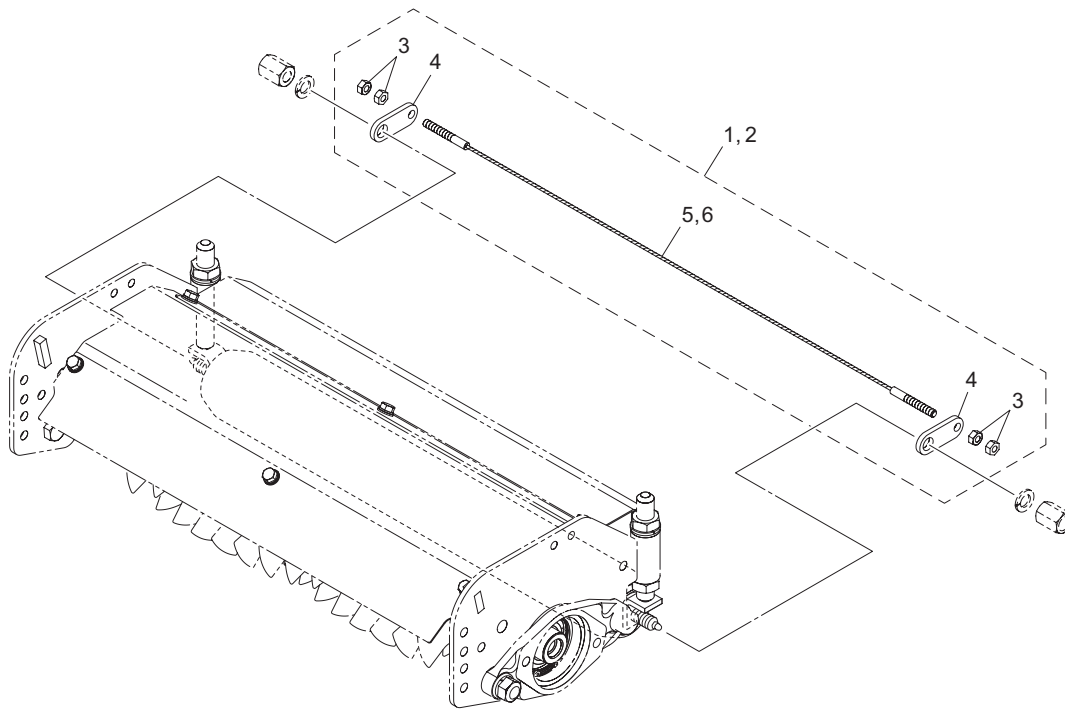
VM6_008_z00

Cat No.	Code No.	Part name	Qty			Remark	SN of application
			VM60	VM62	VM66		
8-1	LS66---0910Z0	WEIGHT ASSY	1	1	1		
8-2	K0000100452	BOLT, M10-45	2	2	2		
8-3	K0200100002	WASHER, SPRING M10	2	2	2		
8-4	K690300017D	COVER, REEL HOUSING	1	1	1		
8-5	K4011000290	PACKING, OIL-SHEET	1	1	1		



VM6_009_z00

Cat No.	Code No.	Part name	Qty			Remark	SN of application
			VM60	VM62	VM66		
9-1	VM60---4701Z0	SCRAPER ASSY (REAR)	1	0	0		
9-2	K0100080002	NUT, M8	4	0	0		
9-3	LH66---4702A2	BRACKET	2	0	0		
9-4	K1170091500	WIRE, 915	1	0	0		

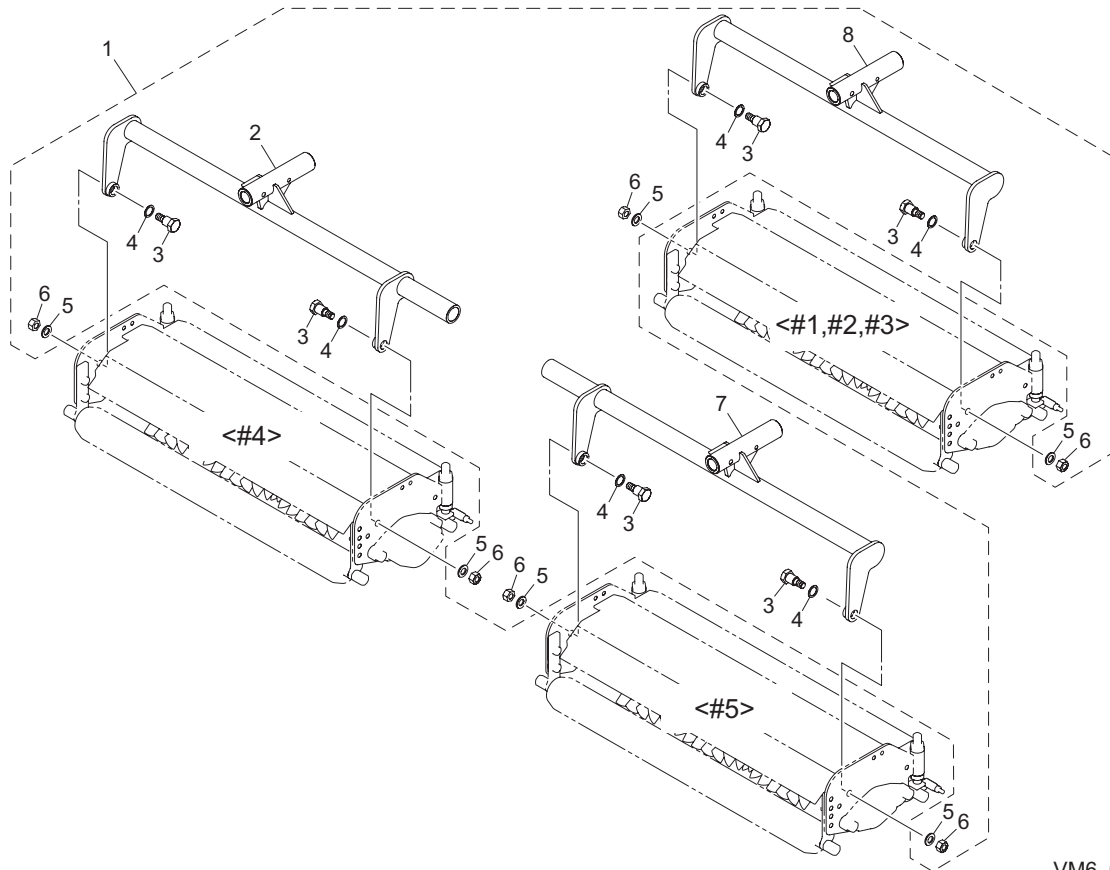


VM6_A09_z00

Cat No.	Code No.	Part name	Qty			Remark	SN of application
			VM60	VM62	VM66		
A9-1	LH62---4711Z0	SCRAPER ASSY, MC UNIT (REAR)	0	1	0		
A9-2	LH66---4711Z0	SCRAPER ASSY, MC UNIT (REAR)	0	0	1		
A9-3	K0100080002	NUT, M8	0	4	4		
A9-4	LH66---4710Z2	PLATE, MOUNTING	0	2	2		
A9-5	K1170067000	CABLE, 670	0	1	0		
A9-6	K1170077500	CABLE, 775	0	0	1		

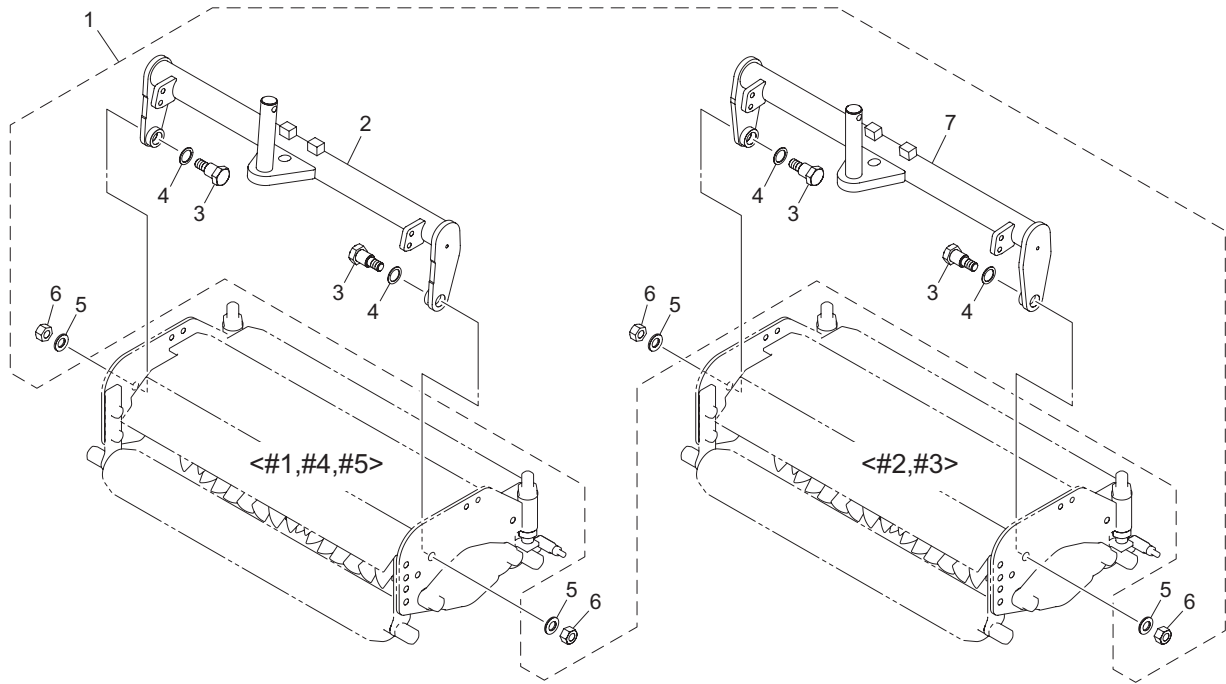
10.Mower arm section A for LM3210A

VM60 • VM62 • VM66



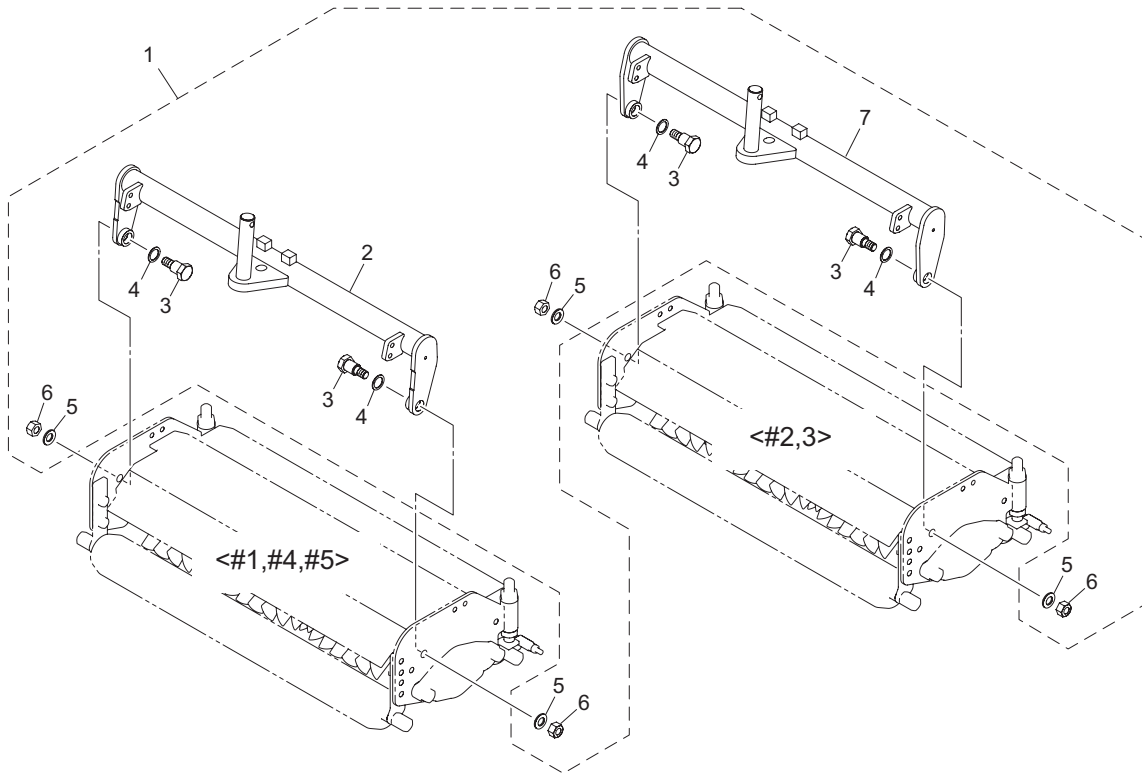
VM6_010_z00

Cat No.	Code No.	Part name	Qty			Remark	SN of application
			VM60	VM62	VM66		
10-1	VM60---7005Z0	MOWER ARM KIT, LM3210A	1	0	0		
10-2	VM60---7002ZR	ARM, MOWER 30	1	0	0	#4	
10-3	K6082000112	BOLT, FRAME	10	0	0		
10-4	K5011020282	WASHER, SPCC 1-20-28	10	0	0		
10-5	K0212140002	WASHER, DISK SPRING 1L M14	10	0	0		
10-6	K0103140002	NUT, P1.5 M14	10	0	0		
10-7	VM60---7001ZR	ARM, MOWER 30	1	0	0	#5	
10-8	VM60---7003ZR	ARM, MOWER 30	3	0	0	#1,2,3	



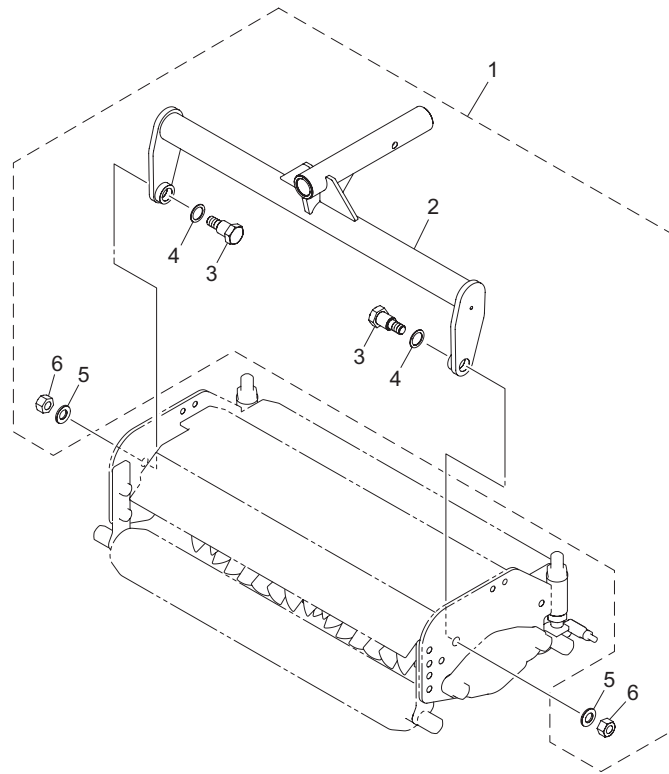
VM6_011_z00

Cat No.	Code No.	Part name	Qty			Remark	SN of application
			VM60	VM62	VM66		
11-1	VM62---7001Z0	MOWER ARM KIT 22, LM551 (LS)	0	1	0		
11-2	LM551--1801ZR	ARM, MOWER LS62	0	3	0	#1,4,5	
11-3	K6082000112	BOLT, FRAME	0	10	0		
11-4	K5011020282	WASHER, SPCC 1-20-28	0	10	0		
11-5	K0212140002	WASHER, DISK SPRING 1L M14	0	10	0		
11-6	K0103140002	NUT, P1.5 M14	0	10	0		
11-7	LM551--1802ZR	ARM, MOWER LS62 #2&3	0	2	0	#2,3	



VM6_012_z00

Cat No.	Code No.	Part name	Qty			Remark	SN of application
			VM60	VM62	VM66		
12-1	VM66--7201Z0	MOWER ARM KIT, LM551	0	0	1		
12-2	LM551--1901ZR	ARM, MOWER LS66	0	0	3	#1,4,5	
12-3	K6082000112	BOLT, FRAME	0	0	10		
12-4	K5011020282	WASHER, SPCC 1-20-28	0	0	10		
12-5	K0212140002	WASHER, DISK SPRING 1L M14	0	0	10		
12-6	K0103140002	NUT, P1.5 M14	0	0	10		
12-7	LM551--1902ZR	ARM, MOWER LS66 #2&3	0	0	2	#2,3	

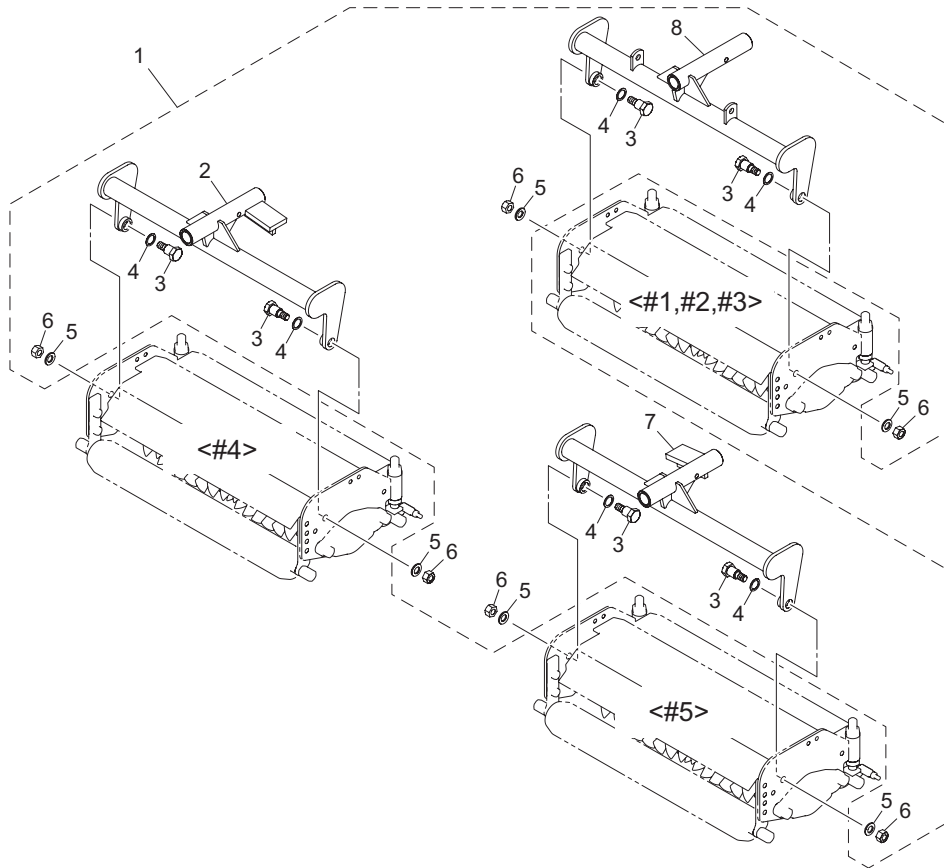


VM6_013_z00

Cat No.	Code No.	Part name	Qty			Remark	SN of application
			VM60	VM62	VM66		
13-1	VM62---7102Z0	MOWER ARM KIT 22, LM551 (LH)	0	1	0		
13-2	VM62---7101ZR	ARM, MOWER 22	0	5	0		
13-3	K6082000112	BOLT, FRAME	0	10	0		
13-4	K5011020282	WASHER, SPCC 1-20-28	0	10	0		
13-5	K0212140002	WASHER, DISK SPRING 1L M14	0	10	0		
13-6	K0103140002	NUT, P1.5 M14	0	10	0		

14.Mower arm section E for LM2700

VM60 • VM62 • VM66

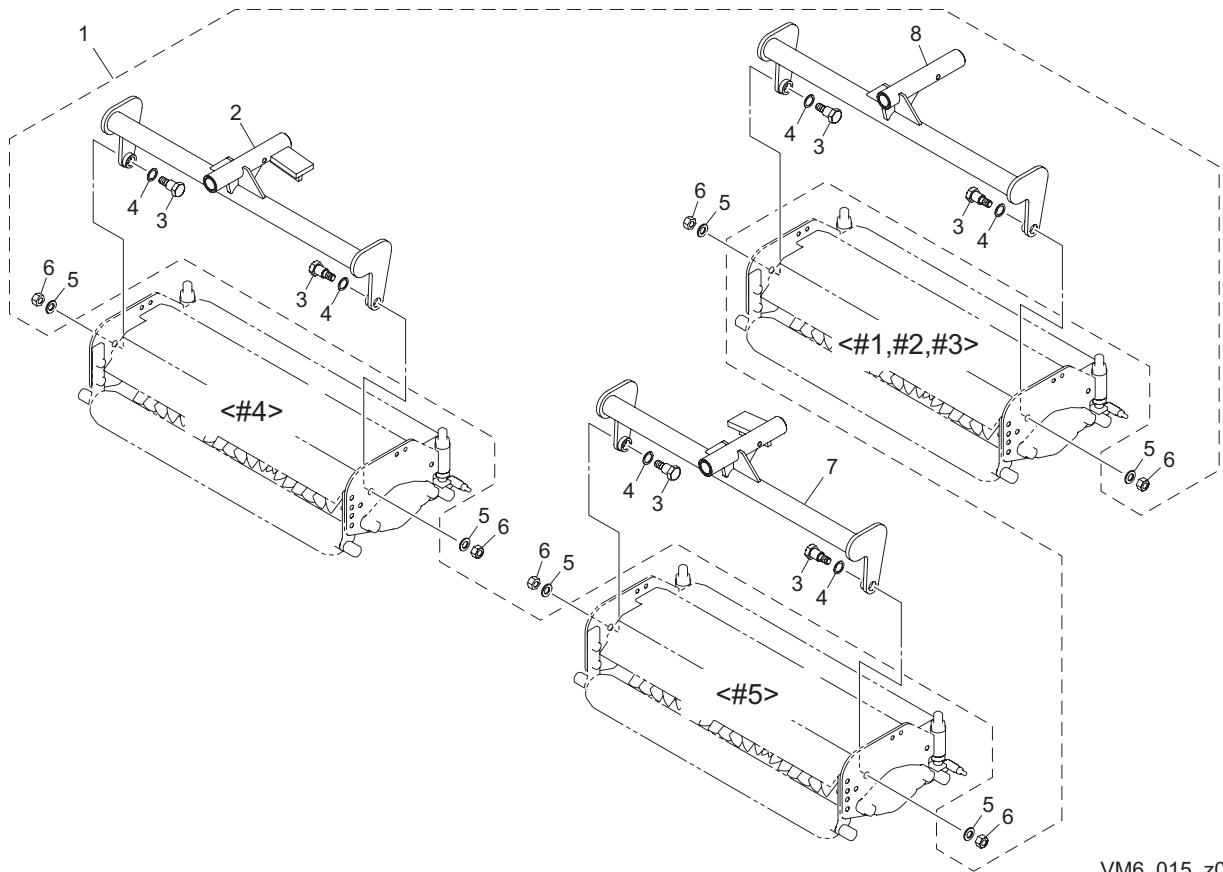


VM6_014_z00

Cat No.	Code No.	Part name	Qty			Remark	SN of application
			VM60	VM62	VM66		
14-1	VM62---7204Z0	MOWER ARM KIT, LM2700	0	1	0	for 22inch	
14-2	VM62---7203ZR	ARM, MOWER 22	0	1	0	#4	
14-3	K6082000112	BOLT, FRAME	0	10	0		
14-4	K5011020282	WASHER, SPCC 1-20-28	0	10	0		
14-5	K0212140002	WASHER, DISK SPRING 1L M14	0	10	0		
14-6	K0103140002	NUT, P1.5 M14	0	10	0		
14-7	VM62---7202ZR	ARM, MOWER 22	0	1	0	#5	
14-8	VM62---7201ZR	ARM, MOWER 22	0	3	0	#1,2,3	

15.Mower arm section F for LM2700 & LM2710

VM60 • VM62 • VM66

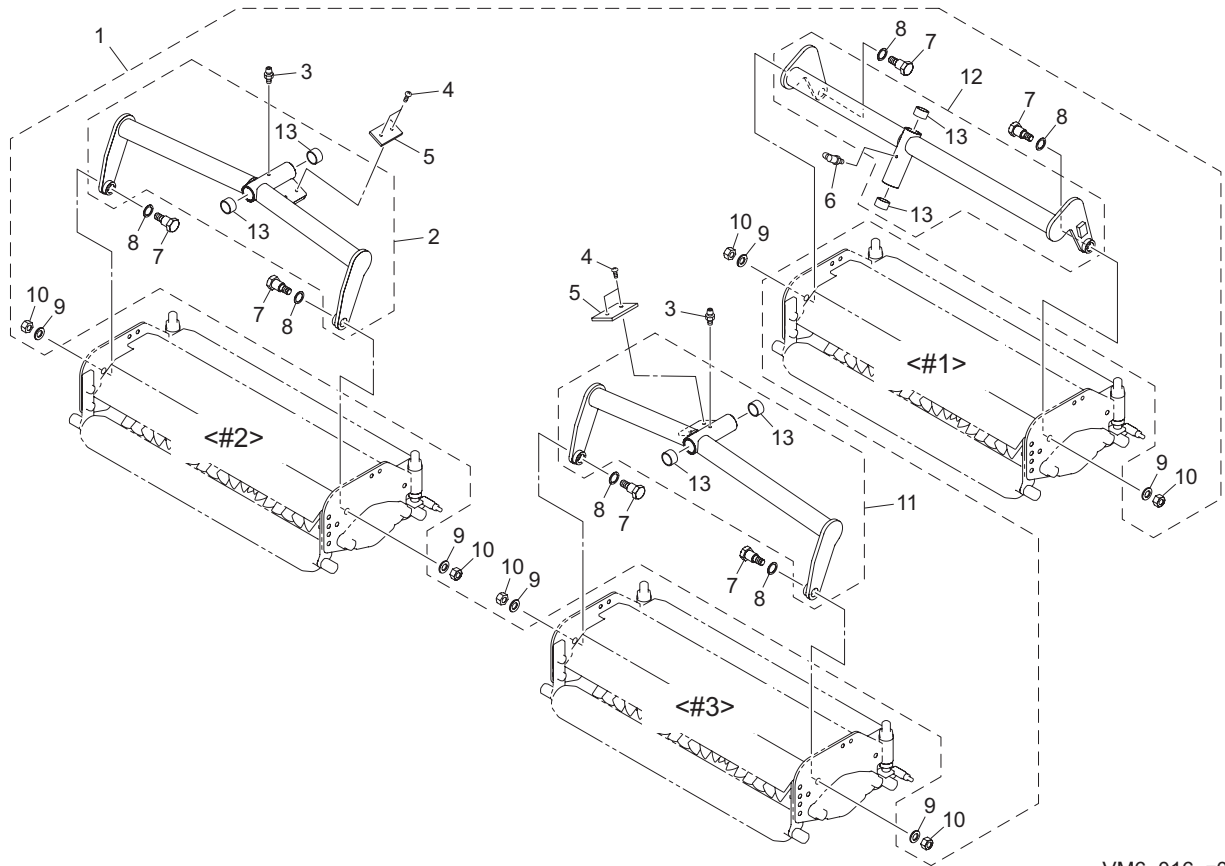


VM6_015_z00

Cat No.	Code No.	Part name	Qty			Remark	SN of application
			VM60	VM62	VM66		
15-1	VM66---7304Z0	MOWER ARM KIT, LM2710	0	0	1	for 26inch	
15-2	VM66---7303ZR	ARM, MOWER 26	0	0	1	#4	
15-3	K6082000112	BOLT, FRAME	0	0	10		
15-4	K5011020282	WASHER, SPCC 1-20-28	0	0	10		
15-5	K0212140002	WASHER, DISK SPRING 1L M14	0	0	10		
15-6	K0103140002	NUT, P1.5 M14	0	0	10		
15-7	VM66---7302ZR	ARM, MOWER 26	0	0	1	#5	
15-8	VM66---7301ZR	ARM, MOWER 26	0	0	3	#1,2,3	

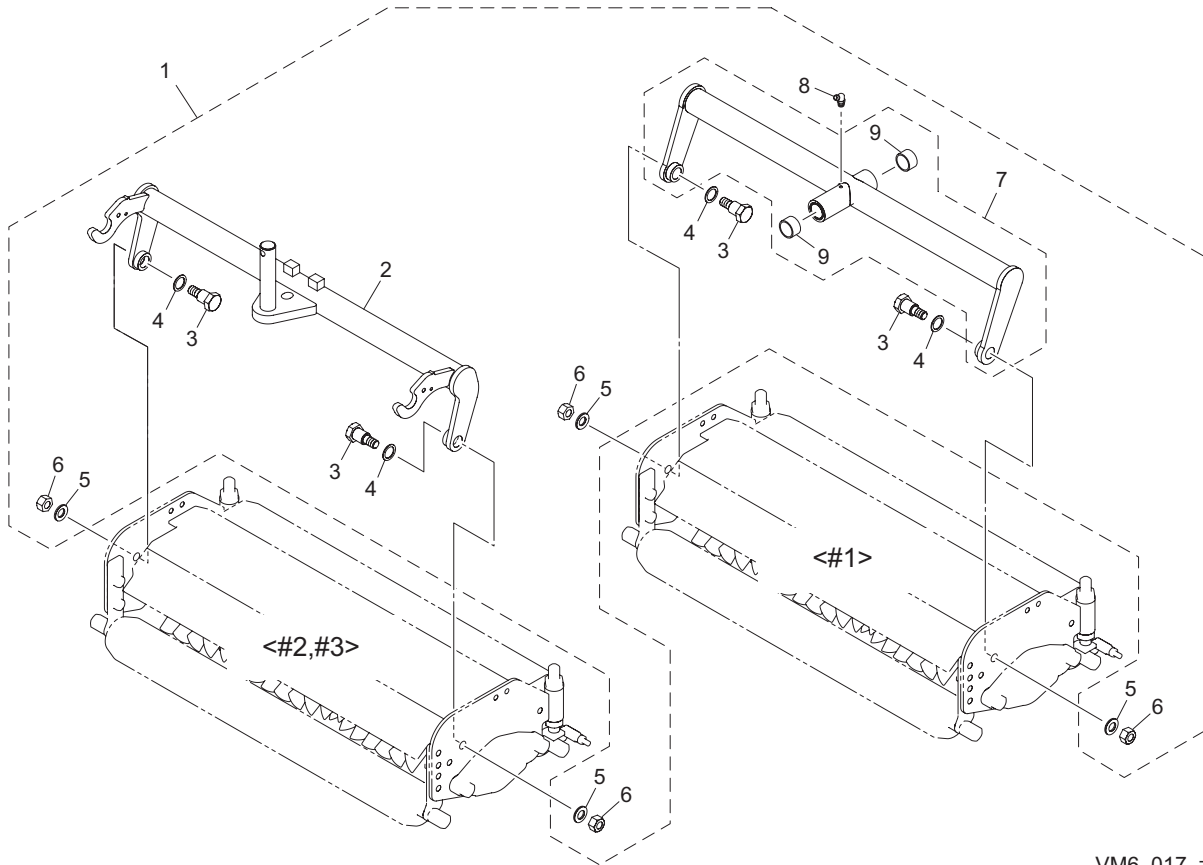
16.Mower arm section G for LM351

VM60 • VM62 • VM66



VM6_016_z00

Cat No.	Code No.	Part name	Qty			Remark	SN of application
			VM60	VM62	VM66		
16-1	VM66---7501Z0	MOWER ARM KIT, LM351	0	0	1		
16-2	LM351--0101ZR	ARM, MOWER #2	0	0	1	#2	
16-3	K1440000010	GREASE NIPPLE, STRAIGHT TYPE A	0	0	2		
16-4	K0041060152	SCREW, + FLAT HEAD M6-15	0	0	4		
16-5	K4033000380	STOPPER, URETHAN RUBBER	0	0	2		
16-6	K1440000020	GREASE NIPPLE, 90 TYPE C	0	0	1		
16-7	K6082000112	BOLT, FRAME	0	0	6		
16-8	K5011020282	WASHER, SPCC 1-20-28	0	0	6		
16-9	K0212140002	WASHER, DISK SPRING 1L M14	0	0	6		
16-10	K0103140002	NUT, P1.5 M14	0	0	6		
16-11	LM351--0102ZR	ARM, MOWER #3	0	0	1	#3	
16-12	VM60---7004ZR	ARM, MOWER 30	0	0	1	#1	
16-13	K6000000120	BUSH, 25.4-30.1-20	0	0	6		

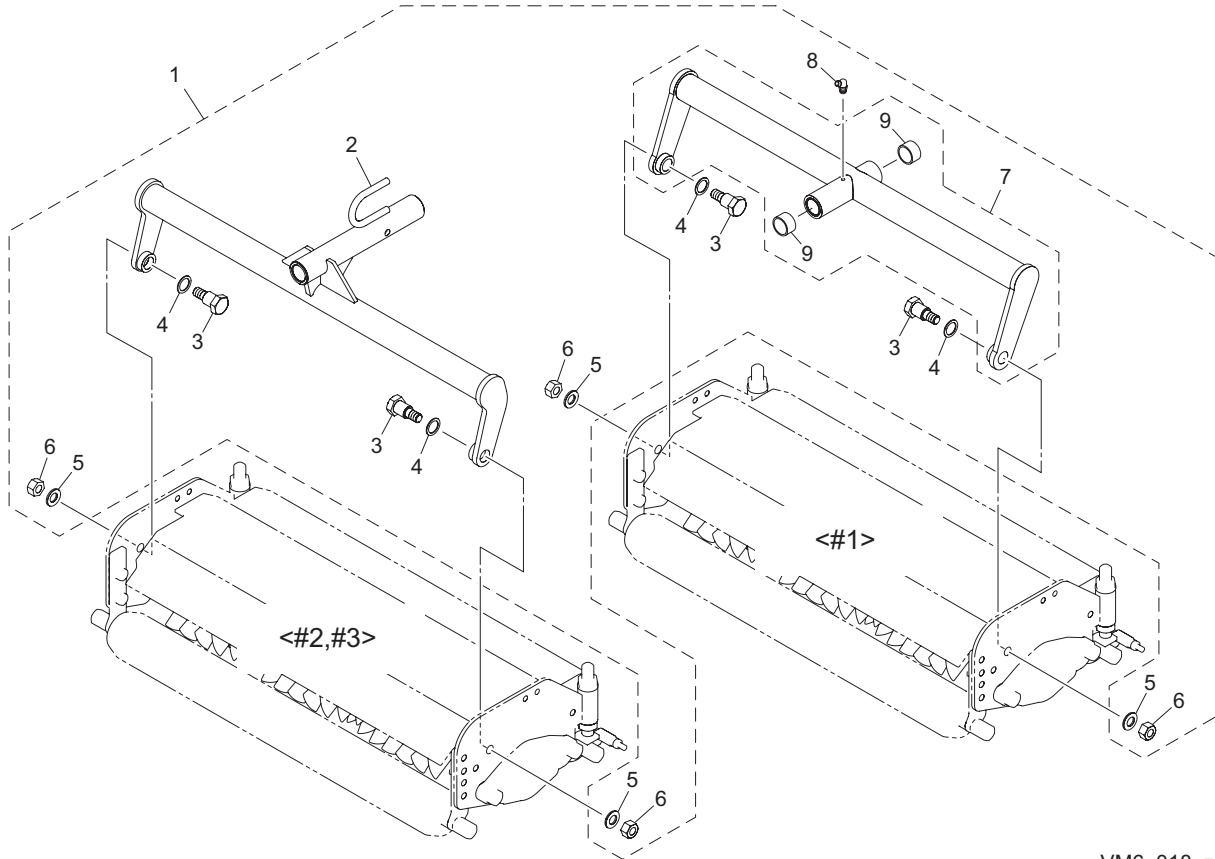


VM6_017_z00

Cat No.	Code No.	Part name	Qty			Remark	SN of application
			VM60	VM62	VM66		
17-1	VM66--7101A0	MOWER ARM KIT, LM331	0	0	1		
17-2	LM331--6101BR	ARM, FRONT MOWER	0	0	2	#2,3	
17-3	K6082000112	BOLT, FRAME	0	0	6		
17-4	K5011020282	WASHER, SPCC 1-20-28	0	0	6		
17-5	K0212140002	WASHER, DISK SPRING 1L M14	0	0	6		
17-6	K0103140002	NUT, P1.5 M14	0	0	6		
17-7	LM331--6102ZR	ARM, REAR MOWER	0	0	1	#1	
17-8	K1440000020	GREASE NIPPLE, 90 TYPE C	0	0	1		
17-9	K6000000120	BUSH, 25.4-30.1-20	0	0	2		

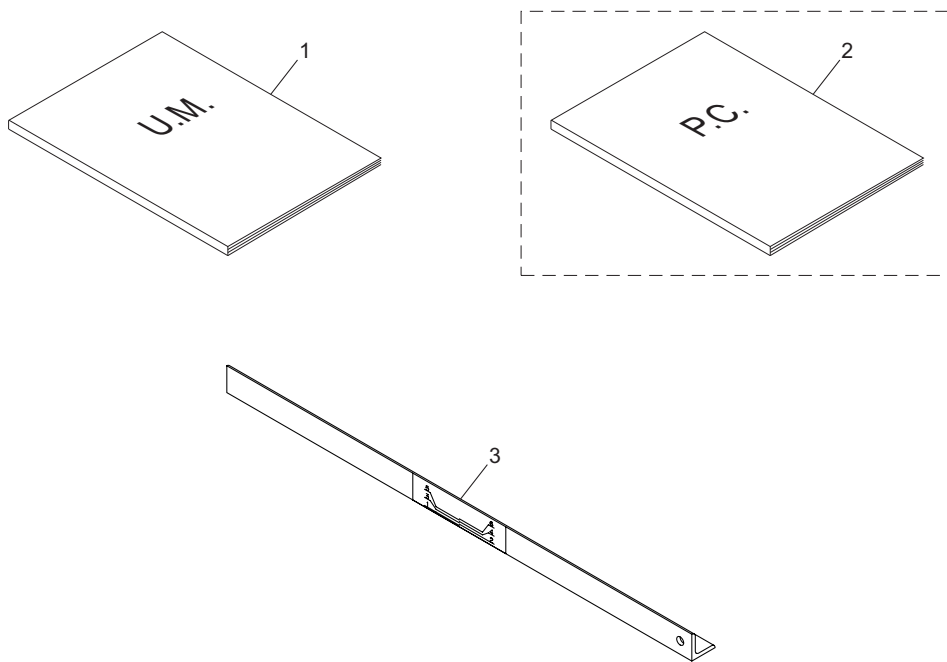
18.Mower arm section I for LM331 with LH6 type

VM60 • VM62 • VM66



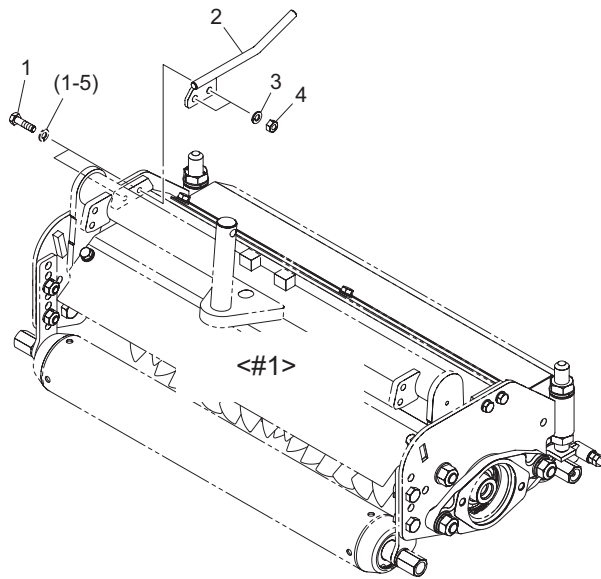
VM6_018_z00

Cat No.	Code No.	Part name	Qty			Remark	SN of application
			VM60	VM62	VM66		
18-1	VM66---7402Z0	MOWER ARM KIT, LM331	0	0	1		
18-2	VM66---7401ZR	ARM, MOWER 26	0	0	2	#2,3	
18-3	K6082000112	BOLT, FRAME	0	0	6		
18-4	K5011020282	WASHER, SPCC 1-20-28	0	0	6		
18-5	K0212140002	WASHER, DISK SPRING 1L M14	0	0	6		
18-6	K0103140002	NUT, P1.5 M14	0	0	6		
18-7	LM331--6102ZR	ARM, REAR MOWER	0	0	1	#1	
18-8	K1440000020	GREASE NIPPLE, 90 TYPE C	0	0	1		
18-9	K6000000120	BUSH, 25.4-30.1-20	0	0	2		



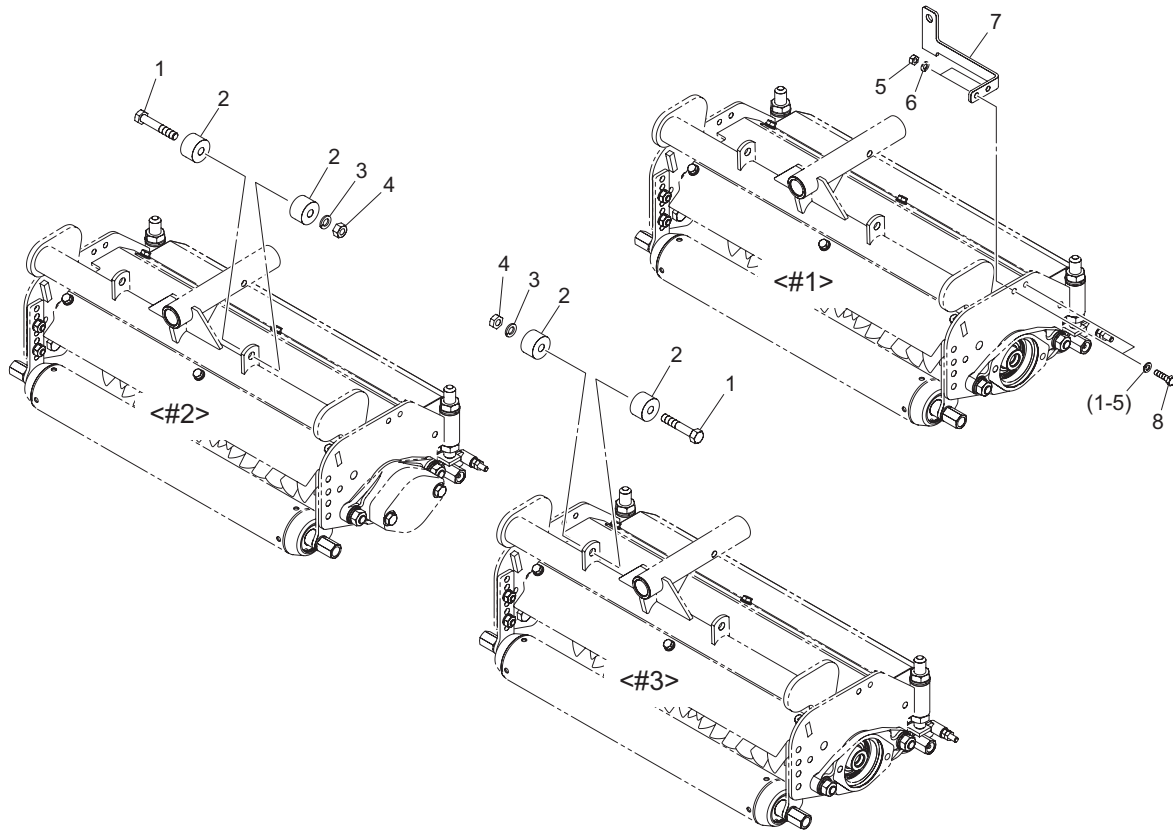
VM6_019_z01

Cat No.	Code No.	Part name	Qty			Remark	SN of application
			VM60	VM62	VM66		
19a-1	VM6-----UM--00Z	O-MANUAL, VM6ser. JP-EN	1	1	1		
19a-2	VM6-----PC--00Z	P-CATALOG, VM6ser. JP-EN	1	1	1	Available for sale	
19-3	VM66---5003Z0	GAUGE, DEPTH	1	1	1		



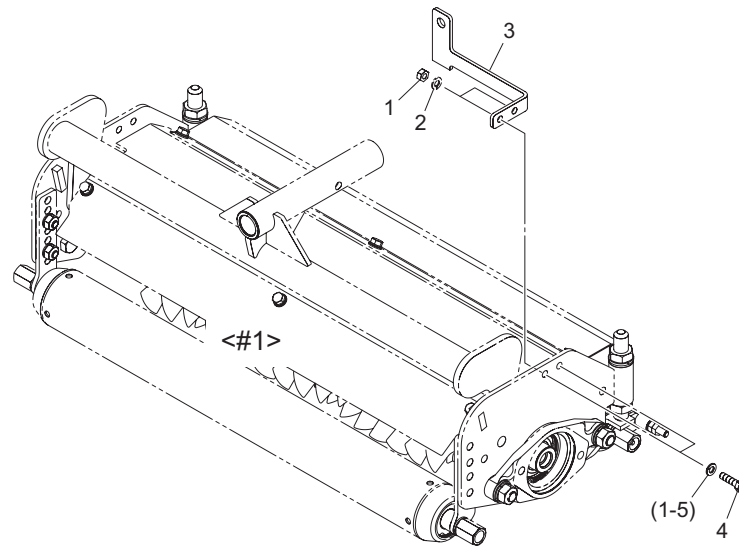
VM6_020_z00

Cat No.	Code No.	Part name	Qty			Remark	SN of application
			VM60	VM62	VM66		
20-1	K0000080302	BOLT, M8-30	0	2	0		
20-2	VM62---5201ZR	GUIDE, HOSE	0	1	0	#1	
20-3	K0200080002	WASHER, SPRING M8	0	2	0		
20-4	K0100080002	NUT, M8	0	2	0		



VM6_021_z00

Cat No.	Code No.	Part name	Qty			Remark	SN of application
			VM60	VM62	VM66		
21-1	K0013120702	BOLT, HT M12-70	0	2	0	for 22inch , #2,3	
21-2	LM2700-2125ZR	STOPPER	0	4	0		
21-3	K0200120002	WASHER, SPRING M12	0	2	0		
21-4	K0100120002	NUT, M12	0	2	0		
21-5	K0100080002	NUT, M8	0	2	0		
21-6	K0200080002	WASHER, SPRING M8	0	2	0	#1	
21-7	VM66---5201ZR	PLATE, MOUNTING	0	1	0		
21-8	K0000080302	BOLT, M8-30	0	2	0		



VM6_022_z00

Cat No.	Code No.	Part name	Qty			Remark	SN of application
			VM60	VM62	VM66		
22-1	K0100080002	NUT, M8	0	0	2		
22-2	K0200080002	WASHER, SPRING M8	0	0	2		
22-3	VM66---5201ZR	PLATE, MOUNTING	0	0	1	#1	
22-4	K0000080302	BOLT, M8-30	0	0	2		

BARONESS[®]
Quality on Demand

 **KYOEISHA CO.,LTD.**
Head Office 1-26, Miyuki-cho, Toyokawa-city, Tel :+81-533-84-1390
Aichi-pref, 442-8530 JAPAN Fax :+81-533-84-1220